

CEILING



CEILING | CHANDELIER



**A** | **ARN5105PN-CG**  
Polished Nickel | Crystal

**A** | **SANGER SMALL CHANDELIER**  
AERIN

**ARN5105**  
H: 19" | W: 29" | Canopy: 5.5" Round  
Socket: 12 - E12 Candelabra | Bulb: 12 - 60 C

**B** | **SANGER LARGE CHANDELIER**  
AERIN

**ARN5120**  
Fixture: 21" H | W: 36.75" | Canopy: 5.5" Round  
Socket: 18 - E12 Candelabra | Bulb: 18 - 40 C

**C** | **SANGER GRANDE CHANDELIER**  
AERIN

**ARN5121**  
H: 18.25" | W: 48" | Canopy: 5.5" Round  
Socket: 16 - E12 Candelabra | Bulb: 16 - 25 B  
\* Requires Special Assembly and Installation



**A** | **ARN5105PN-CG**  
Polished Nickel | Crystal

**B** | **ARN5120PN-CG**  
Polished Nickel | Crystal



**C** | **ARN5121PN-CG**  
Polished Nickel | Crystal



**A** | **SK5424PN-CA**  
Polished Nickel | Clear Acrylic



**A** | **SK5424PN-CA**  
Polished Nickel | Clear Acrylic



**A** | **SK5424HAB-CA**  
Hand-Rubbed Antique Brass | Clear Acrylic

opposite page

**A** | **ADELE FOUR-TIER WATERFALL CHANDELIER**  
SUZANNE KASLER

**SK5424**  
H: 24" | W: 20" | Canopy: 5" Round  
Socket: 6 - E26 Keyless | Bulb: 6 - 40 B



**B** | **SK5421PN-CA**  
Polished Nickel | Clear Acrylic



**B** | **SK5421HAB-CA**  
Hand-Rubbed Antique Brass | Clear Acrylic

**B** | **ADELE LARGE WIDE DRUM CHANDELIER**  
SUZANNE KASLER

**SK5421**  
H: 20" | W: 28.25" | Canopy: 5" Round  
Socket: 4 - E26 Keyless | Bulb: 4 - 40 B

**C** | **ADELE THREE-TIER WATERFALL CHANDELIER**  
SUZANNE KASLER

**SK5423**  
H: 36.5" | W: 24" | Canopy: 5" Round  
Socket: 12 - E12 Candelabra | Bulb: 12 - 40 C



**C** | **SK5423PN-CA**  
Polished Nickel | Clear Acrylic



**C** | **SK5423HAB-CA**  
Hand-Rubbed Antique Brass | Clear Acrylic

- A BONNINGTON SMALL CHANDELIER**  
AERIN  
  
**ARN5124**  
H: 15.25" | W: 24.25" | Canopy: 6" Oct.  
Socket: 12 - E12 Candelabra | Bulb: 12 - 60 C
- B BONNINGTON SMALL PENDANT**  
AERIN  
  
**ARN5123**  
H: 14.25" | W: 6.5" | Canopy: 6" Oct.  
Socket: E26 Keyless | Bulb: 40 A
- C BONNINGTON TALL CHANDELIER**  
AERIN  
  
**ARN5128**  
H: 26.5" | W: 16" | Canopy: 6" Oct.  
Socket: 14 - E12 Candelabra | Bulb: 14 - 40 C
- D BONNINGTON LARGE CHANDELIER**  
AERIN  
  
**ARN5125**  
H: 15.25" | W: 32" | Canopy: 6" Oct.  
Socket: 18 - E12 Candelabra | Bulb: 18 - 40 C



**A ARN5124HAB-CG**  
Hand-Rubbed Antique Brass | Crystal



**A ARN5124PN-CG**  
Polished Nickel | Crystal



**B ARN5123PN-CG**  
Polished Nickel | Crystal

**B ARN5123HAB-CG**  
Hand-Rubbed Antique Brass | Crystal

**C ARN5128PN**  
Polished Nickel

**C ARN5128HAB**  
Hand-Rubbed Antique Brass



**D ARN5125PN-CG**  
Polished Nickel | Crystal

**D ARN5125HAB-CG**  
Hand-Rubbed Antique Brass | Crystal





**A LESINA CHANDELIER**  
AERIN  
**ARN5170**  
H: 31.25" | W: 30.75" | Canopy: 6.75" Round  
Socket: 16 - E12 Candelabra | Bulb: 16 - 40 G

**B AMBROIS MEDIUM CHANDELIER**  
AERIN  
**ARN5145**  
Fixture: 25" H | W: 30.25" | Canopy: 5" Round  
Socket: 13 - E12 Candelabra | Bulb: 13 - 60 C



**C SR5114PN-CG**  
Polished Nickel | Clear Glass

**A ARN5170BSL-CG**  
Burnished Silver Leaf | Crystal

**A ARN5170G-CG**  
Gild | Crystal



**B ARN5145PN-CG**  
Polished Nickel | Crystal

**B ARN5145HAB-CG**  
Hand-Rubbed Antique Brass | Crystal

**C MIA MEDIUM BARREL CHANDELIER**  
JOHN ROSSELLI  
**SR5114**  
H: 28.75" | W: 20.75" | Canopy: 5" Round  
Socket: 12 - E12 Candelabra | Bulb: 12 - 40 C

**C SR5114HAB-CG**  
Hand-Rubbed Antique Brass | Clear Glass



**D SR5111HAB-CG**  
Hand-Rubbed Antique Brass | Clear Glass



**E SR5110HAB-CG**  
Hand-Rubbed Antique Brass | Clear Glass

**D MIA LARGE CHANDELIER**  
JOHN ROSSELLI  
**SR5111**  
Fixture: 37" H | W: 24" | Canopy: 5.75" Round  
Socket: 5 - E26 Keyless | Bulb: 5 - 40 B

**E MIA SMALL CHANDELIER**  
JOHN ROSSELLI  
**SR5110**  
Fixture: 21.75" H | W: 14" | Canopy: 5.75" Round  
Socket: 5 - E26 Keyless | Bulb: 5 - 40 A



**A** | **ARN5173PN-CG**  
Polished Nickel | Crystal

**B** | **ARN5174G-CG**  
Gild | Crystal



**C** | **JN5234BSL/CG**  
Burnished Silver Leaf | Crystal

**D** | **JN5232G/CG**  
Gild | Crystal

**A** | **LISCIA CHANDELIER**  
AERIN  
  
**ARN5173**  
H: 17.75" | W: 25" | Canopy: 5" Round  
Socket: 12 - E12 Candelabra | Bulb: 12 - 40 C  
**Additional Options:**  
Gild | Crystal (G-CG)

**B** | **LISCIA LARGE CHANDELIER**  
AERIN  
  
**ARN5174**  
H: 20.75" | W: 36" | Canopy: 5" Round  
Socket: 12 - E12 Candelabra | Bulb: 12 - 40 C  
**Additional Options:**  
Polished Nickel | Crystal (PN-CG)

**C** | **MILAZZO MEDIUM WATERFALL CHANDELIER**  
JULIE NEILL  
  
**JN5234**  
H: 20" | W: 28.5" | Canopy: 4.5" x 5.25" Hex.  
Socket: 8 - E12 Candelabra | Bulb: 8 - 40 C  
**Additional Options:**  
Gild | Crystal (G/CG)

**D** | **MILAZZO LARGE WATERFALL CHANDELIER**  
JULIE NEILL  
  
**JN5232**  
H: 27.5" | W: 35.75" | Canopy: 5.25" x 6.25" Hex.  
Socket: 12 - E12 Candelabra | Bulb: 12 - 40 C  
**Additional Options:**  
Burnished Silver Leaf | Crystal (BSL/CG)

opposite page

**E** | **BELLVALE SMALL CHANDELIER**  
AERIN

**ARN5122**  
Fixture: 14" H | W: 15.25" | Canopy: 5" Round  
Socket: 6 - E12 Candelabra | Bulb: 6 - 60 C



**E** | **ARN5122PN-CG**  
Polished Nickel | Crystal



**E** | **ARN5122HAB-CG**  
Hand-Rubbed Antique Brass | Crystal



**E** | **ARN5122HAB-CG**  
Hand-Rubbed Antique Brass | Crystal



A | ARN5102HAB-WG  
Hand-Rubbed Antique Brass | White Acrylic

**A | JACQUELINE MEDIUM CHANDELIER**  
AERIN

**ARN5102**  
H: 35" | W: 19" | Canopy: 5.25" Round  
Socket: 4 - E12 Candelabra | Bulb: 4 - 60 C

**B | JACQUELINE TWO-TIER CHANDELIER**  
AERIN

**ARN5104**  
Fixture: 38" H | W: 32.25" | Canopy: 7" Round  
Socket: 12 - E12 Candelabra | Bulb: 12 - 60 C

**Additional Options for Jacqueline:**  
Hand-Rubbed Antique Brass | Clear Glass (HAB-CG)  
Hand-Rubbed Antique Brass | White Acrylic (HAB-WG)  
Burnished Silver Leaf | White Acrylic (BSL-WG)  
Burnished Silver Leaf | Clear Glass (BSL-CG)



A | ARN5102BSL-CG  
Burnished Silver Leaf | Clear Glass

A | ARN5102HAB-CG  
Hand-Rubbed Antique Brass | Clear Glass

A | ARN5102BSL-WG  
Burnished Silver Leaf | White Acrylic

A | ARN5102HAB-WG  
Hand-Rubbed Antique Brass | White Acrylic



B | ARN5104BSL-CG  
Burnished Silver Leaf | Clear Glass

B | ARN5104HAB-CG  
Hand-Rubbed Antique Brass | Clear Glass

B | ARN5104HAB-WG  
Hand-Rubbed Antique Brass | White Acrylic





**A** **KS5065PN-CRE**  
Polished Nickel | Cream Tinted Glass

**A** **KS5065PN-BLS**  
Polished Nickel | Blush Tinted Glass

**A** **KS5065SB-CRE**  
Soft Brass | Cream Tinted Glass

**A** **KS5065SB-BLS**  
Soft Brass | Blush Tinted Glass



**B** **KS5060PN-CRE**  
Polished Nickel | Cream Tinted Glass

**B** **KS5060SB-CRE**  
Soft Brass | Cream Tinted Glass

**B** **KS5060SB-BLS**  
Soft Brass | Blush Tinted Glass

opposite page

**A** **LEIGHTON SMALL CHANDELIER**  
KATE SPADE NEW YORK

**KS5065**  
H: 16" | W: 13" | Canopy: 4.5" Round  
Socket: 4 - E12 Candelabra | Bulb: 4 - 60 G

**B** **LEIGHTON MEDIUM CASCADING CHANDELIER**  
KATE SPADE NEW YORK

**KS5060**  
H: 27" | W: 24.5" | Canopy: 4.5" Round  
Socket: 5 - E12 Candelabra | Bulb: 5 - 60 B  
**Additional Options:**  
Polished Nickel | Blush Tinted Glass (PN-BLS)



**C** **JN5015BSL-CG**  
Burnished Silver Leaf | Crystal Trim

**C** **JN5015G-CG**  
Gild | Crystal Trim



**C** **ASPRA MEDIUM CHANDELIER**  
JULIE NEILL

**JN5015**  
H: 43" | W: 30" | Canopy: 5" Round  
Socket: 6 - E12 Candelabra | Bulb: 6 - 40 B

**D** **CLARET SHORT CHANDELIER**  
AERIN

**ARN5220**  
H: 21.5" | W: 27.5" | Canopy: 6" Decorative  
Socket: 12 - E12 Candelabra | Bulb: 12 - 40 C

**D** **ARN5220BSL-CG**  
Burnished Silver Leaf | Crystal

**D** **ARN5220G-CG**  
Gild | Crystal



**A** | **NW5051GI**  
Gilded Iron | Clear Glass

**A** | **CALAIS LARGE CHANDELIER**  
NIERMANN WEEKS

**NW5051**  
Fixture: 34" H | W: 34" | Canopy: 5" Round  
Socket: 6 - E12 Candelabra | Bulb: 6 - 60 C



**A** | **NW5051BSL**  
Burnished Silver Leaf | Clear Glass



**B** | **NW5041AM/HAB**  
Antique Mirror | Brass

**B** | **LIDO LARGE CHANDELIER**  
NIERMANN WEEKS

**NW5041**  
H: 35" | W: 38.25" | Canopy: 5.5" Round  
Socket: 6 - E12 Candelabra | Bulb: 6 - 60 C

**C** | **LIDO MEDIUM CHANDELIER**  
NIERMANN WEEKS

**NW5040**  
H: 33" | W: 25.5" | Canopy: 5.5" Round  
Socket: 4 - E12 Candelabra | Bulb: 4 - 60 C



**C** | **NW5040AM/HAB**  
Antique Mirror | Brass

A | **SN5107PN**  
Polished Nickel | Seeded Glass



A | **REGENCY MEDIUM CHANDELIER**  
STUDIO VC  
**SN5107**  
H: 30.75" | W: 22" | Canopy: 4.5" Round  
Socket: 6 - E12 Candelabra | Bulb: 6 - 60 C

B | **REGENCY LARGE CHANDELIER**  
STUDIO VC  
**SN5108**  
Fixture: 33.5" H | W: 31" | Canopy: 4.5" Round  
Socket: 8 - E12 Candelabra | Bulb: 8 - 60 C



A | **SN5107PN**  
Polished Nickel | Seeded Glass



A | **SN5107HAB**  
Hand-Rubbed Antique Brass | Seeded Glass



A | **SN5107SN**  
Sheffield Nickel | Seeded Glass



B | **SN5108PN**  
Polished Nickel | Seeded Glass



B | **SN5108HAB**  
Hand-Rubbed Antique Brass | Seeded Glass



B | **SN5108SN**  
Natural Nickel | Seeded Glass



**A** | **CHC1535PN**  
Polished Nickel | Crystal

**A** | **CHC1535AB**  
Antique-Burnished Brass | Crystal



**B** | **CHC1530PN-NP**  
Polished Nickel | Crystal | Natural Paper

**B** | **CHC1530AB-NP**  
Antique Burnished Brass | Crystal | Natural Paper

**A** | **CUBED ROUND FLATLINE CHANDELIER**  
E. F. CHAPMAN

**CHC1535**  
H: 25.25" | W: 30" | Canopy: 5.75" Square  
Socket: 6 - E12 Candelabra | Bulb: 6 - 60 C  
©EFC DESIGNS

**B** | **CUBED LARGE CHANDELIER**  
E. F. CHAPMAN

**CHC1530**  
H: 37" | W: 34.5" | Canopy: 5.75" Square  
Socket: 6 - E12 Candelabra | Bulb: 6 - 40 B  
Shade: 3" x 5" x 5.25"  
©EFC DESIGNS

**C** | **LINFORT BASKET FORM CHANDELIER**  
E. F. CHAPMAN

**CHC5271**  
H: 36" | W: 24" | Canopy: 5.75" Round  
Socket: 8 - E12 Candelabra | Bulb: 8 - 60 C  
©EFC DESIGNS



**C** | **CHC5271PN-CG**  
Polished Nickel | Clear Glass Trim

**C** | **CHC5271AB-CG**  
Antique-Burnished Brass | Clear Glass Trim



**A** **CHC1508AB-SG**  
Antique-Burnished Brass | Seeded Glass



**B** **CHC1407PS-SG**  
Polished Silver | Seeded Glass



**B** **CHC1407GI-SG**  
Gilded Iron | Seeded Glass



**C** **CHC1426SHS-SG**  
Sheffield Silver | Seeded Glass

**C** **CHC1426AB-SG**  
Antique-Burnished Brass | Seeded Glass

**A** **PARIS FLEA MARKET GRANDE CHANDELIER**  
E. F. CHAPMAN

**CHC1508**  
H: 41" | W: 39.5" | Canopy: 5.25" Round  
Socket: 12 - E12 Candelabra | Bulb: 12 - 60 C  
©EFC DESIGNS

**B** **PARIS FLEA MARKET SMALL CHANDELIER**  
E. F. CHAPMAN

**CHC1407**  
H: 17.5" | W: 16.25" | Canopy: 5.25" Round  
Socket: 6 - E12 Candelabra | Bulb: 6 - 60 C  
©EFC DESIGNS

**C** **PARIS FLEA MARKET MEDIUM CHANDELIER**  
E. F. CHAPMAN

**CHC1426**  
H: 26" | W: 24" | Canopy: 5.25" Round  
Socket: 8 - E12 Candelabra | Bulb: 8 - 60 C  
©EFC DESIGNS

**D** **PARIS FLEA MARKET LARGE CHANDELIER**  
E. F. CHAPMAN

**CHC1408**  
H: 33" | W: 32" | Canopy: 5.25" Round  
Socket: 8 - E12 Candelabra | Bulb: 8 - 60 C  
©EFC DESIGNS

**Available Options for Paris Flea Market:**  
Antique-Burnished Brass | Seeded Glass (AB-SG)  
Gilded Iron | Seeded Glass (GI-SG)  
Polished Silver | Seeded Glass (PS-SG)  
Sheffield Silver | Seeded Glass (SHS-SG)

**General Notes for Paris Flea Market:**  
\* Glass is Intended to Fill Half of the Spaces  
\* Additional Trim is Available for Purchase



**D** **CHC1408AB-SG**  
Antique-Burnished Brass | Seeded Glass

**A ENTELLINA CHANDELIER**  
 JULIE NEILL  
**JN5016**  
 H: 40" | W: 32.5" | Canopy: 6.25" Round  
 Socket: 6 - E12 Candelabra | Bulb: 6 - 40 B

**B LYON LARGE CHANDELIER**  
 NIERMANN WEEKS  
**NW5016**  
 Fixture: 57" H | W: 39.75" | Canopy: 6" Round  
 Socket: 12 - E12 Candelabra | Bulb: 12 - 60 C



**A JN5016VWG-CG**  
 Vintage White | Gild | Crystal



**B NW5016AGP-CG**  
 Antique Gild | Polychrome | Crystal



**C SHARON SMALL CHANDELIER**  
 J. RANDALL POWERS  
**SP5030**  
 H: 36" | W: 24" | Canopy: 6" Round  
 Socket: 4 - E12 Candelabra | Bulb: 4 - 60 C

**D SHARON MEDIUM CHANDELIER**  
 J. RANDALL POWERS  
**SP5031**  
 H: 54" | W: 36" | Canopy: 6" Round  
 Socket: 6 - E12 Candelabra | Bulb: 6 - 60 C



**C SP5030GI-CG**  
 Gilded Iron | Crystal Trim



**C SP5030BSL-CG**  
 Burnished Silver Leaf | Crystal Trim



**D SP5031GI-CG**  
 Gilded Iron | Crystal Trim



**D SP5031BSL-CG**  
 Burnished Silver Leaf | Crystal Trim



**A MONTMARTRE MEDIUM CHANDELIER**  
AERIN  
**ARN5129**  
Fixture: 29.75" H | W: 30" | Canopy: 7" Round  
Socket: 6 - E12 Candelabra | Bulb: 6 - 60 C

**B MONTMARTRE LARGE CHANDELIER**  
AERIN  
**ARN5110**  
Fixture: 39.25" H | W: 39.75" | Canopy: 7" Round  
Socket: 8 - E12 Candelabra | Bulb: 8 - 60 C



**C TOB5470BSL**  
Burnished Silver Leaf | Crystal

**A ARN5129PN-CG**  
Polished Nickel | Crystal

**A ARN5129HAB-CG**  
Hand-Rubbed Antique Brass | Crystal



**C YVES MEDIUM CHANDELIER**  
THOMAS O'BRIEN  
**TOB5470**  
Fixture: 35.75" H | W: 31" | Canopy: 6" Decorative  
Socket: 9 - E12 Candelabra | Bulb: 9 - 60 C



**C TOB5470GI**  
Gilded Iron | Crystal

**B ARN5110PN-CG**  
Polished Nickel | Crystal

**B ARN5110HAB-CG**  
Hand-Rubbed Antique Brass | Crystal



**D ARN5108HAB-CG**  
Hand-Rubbed Antique Brass | Crystal



**E SP5803GI-CG**  
Gilded Iron | Crystal

**D WHITLEY MEDIUM CHANDELIER**  
J. RANDALL POWERS  
**SP5803**  
Fixture: 41" H | W: 34.5" | Canopy: 5" Round  
Socket: 8 - E12 Candelabra | Bulb: 8 - 60 C

**E VESTRY CHANDELIER**  
AERIN  
**ARN5108**  
H: 48" | W: 41" | Canopy: 7.5" Round  
Socket: 12 - E12 Candelabra | Bulb: 12 - 60 C

**A** **ELIZABETH CHANDELIER**  
THOMAS O'BRIEN  
  
**TOB5036**  
H: 26" | W: 33" | Canopy: 6" Round  
Socket: 6 - E12 Candelabra | Bulb: 6 - 60 C



**A** **TOB5036GI**  
Gilded Iron | Quartz



**A** **TOB5036BSL**  
Burnished Silver Leaf | Quartz



**B** **GALLINA MEDIUM CHANDELIER**  
NIERMANN WEEKS  
  
**NW5160**  
Fixture: 48" H | W: 37.75" | Canopy: 5" Round  
Socket: 8 - E12 Candelabra | Bulb: 8 - 60 C

**B** **NW5160ASL-CG**  
Antique Silver Leaf | Clear Glass



**B** **NW5160GI-CG**  
Gilded Iron | Clear Glass

**C** **MILAN MEDIUM CHANDELIER**  
NIERMANN WEEKS  
  
**NW5030**  
Fixture: 36" H | W: 29.25" | Canopy: 6" Round  
Socket: 6 - E12 Candelabra | Bulb: 6 - 60 C

**D** **MILAN LARGE CHANDELIER**  
NIERMANN WEEKS  
  
**NW5031**  
Fixture: 44" H | W: 38" | Canopy: 6" Round  
Socket: 6 - E12 Candelabra | Bulb: 6 - 60 C



**C** **NW5030VS**  
Venetian Silver | Crystal



**C** **NW5030VG**  
Venetian Gold | Crystal



**D** **NW5031VS**  
Venetian Silver | Crystal



**D** **NW5031VG**  
Venetian Gold | Crystal





**C** | **CHC1550BSL-CG**  
Burnished Silver Leaf | Crystal

**A OSLO MINI CHANDELIER**  
E. F. CHAPMAN

**CHC1559**  
Fixture: 15" H | W: 17" | Canopy: 5.5" Round  
Socket: 5 - E12 Candelabra | Bulb: 5 - 60 C  
©EFC DESIGNS

**B OSLO SMALL CHANDELIER**  
E. F. CHAPMAN

**CHC1552**  
H: 26.25" | W: 23.25" | Canopy: 5.5" Round  
Socket: 6 - E12 Candelabra | Bulb: 6 - 60 C  
©EFC DESIGNS


**C OSLO MEDIUM CHANDELIER**  
E. F. CHAPMAN

**CHC1550**  
H: 33.75" | W: 32.75" | Canopy: 5.5" Round  
Socket: 6 - E12 Candelabra | Bulb: 6 - 60 C  
©EFC DESIGNS

**D OSLO LARGE CHANDELIER**  
E. F. CHAPMAN

**CHC1551**  
H: 44.75" | W: 43.25" | Canopy: 6.25" Round  
Socket: 8 - E12 Candelabra | Bulb: 8 - 60 C  
©EFC DESIGNS

**Additional Options for Oslo:**  
Burnished Silver Leaf | Crystal (BSL-CG)  
Gilded Iron | Crystal (GI-CG)




**A** | **CHC1559BSL-CG**  
Burnished Silver Leaf | Crystal

**A** | **CHC1559GI-CG**  
Gilded Iron | Crystal

**B** | **CHC1552BSL-CG**  
Burnished Silver Leaf | Crystal

**B** | **CHC1552GI-CG**  
Gilded Iron | Crystal



**C** | **CHC1550BSL-CG**  
Burnished Silver Leaf | Crystal

**D** | **CHC1551GI-CG**  
Gilded Iron | Crystal



**A** | **CHC2138PN-CG**  
Polished Nickel | Clear Glass



**A** | **CHC2138GI-CG**  
Gilded Iron | Clear Glass



**B** | **NW5006RS-CG**  
Rusted Steel | Clear Glass



opposite page

**A** | **DEVON MINI GLASS BOWL CHANDELIER**  
E. F. CHAPMAN

**CHC2138**  
H: 17" | W: 11" | Canopy: 5" Round  
Socket: 4 - E12 Candelabra | Bulb: 4 - 60 C  
©EFC DESIGNS

**B** | **LOMBARDY DOUBLE TIER CHANDELIER**  
NIERMANN WEEKS

**NW5006**  
Fixture: 36" H | W: 36" | Canopy: 5" Round  
Socket: 12 - E12 Candelabra | Bulb: 12 - 60 C

**C** | **PIEDMONT CHANDELIER**  
E. F. CHAPMAN

**CHC1420**  
H: 33" | W: 32" | Canopy: 5.5" Round  
Socket: 6 - E12 Candelabra | Bulb: 6 - 60 C  
\* CHS104NP Shade Sold Separately  
\* Use 40 Bulb Frosted Type "B" with Clip On Shade  
©EFC DESIGNS

**D** | **ORVIETO LARGE CHANDELIER**  
E. F. CHAPMAN

**CHC1520**  
H: 43.75" | W: 33.5" | Canopy: 5.5" Round  
Socket: 12 - E12 Candelabra | Bulb: 12 - 60 C  
©EFC DESIGNS



**C** | **CHC1420GI-SG**  
Gilded Iron | Seeded Glass



**D** | **CHC1520GI-SG**  
Gilded Iron | Seeded Glass



**C** | **CHC1420AI-SG**  
Aged Iron | Seeded Glass



**D** | **CHC1520AI-SG**  
Aged Iron | Seeded Glass



**A** | **CHC1140PN**  
Polished Nickel | Clear Glass



**A** | **CHC1140AB**  
Antique-Burnished Brass | Clear Glass

**A** | **ROBINSON MEDIUM CHANDELIER**  
E. F. CHAPMAN  
  
**CHC1140**  
H: 30.25" | W: 32" | Canopy: 5.5" Round  
Socket: 6 - E12 Candelabra | Bulb: 6 - 60 C  
\* Assembly Required  
©EFC DESIGNS



**B** | **CHC1141PN**  
Polished Nickel | Clear Glass



**B** | **CHC1141AB**  
Antique-Burnished Brass | Clear Glass

**B** | **ROBINSON LARGE CHANDELIER**  
E. F. CHAPMAN  
  
**CHC1141**  
H: 35.75" | W: 38" | Canopy: 5.5" Round  
Socket: 6 - E12 Candelabra | Bulb: 6 - 60 C  
\* Assembly Required  
©EFC DESIGNS



**A** | **CHC1140AB**  
Antique-Burnished Brass | Clear Glass

**C** | **BENNETT SIX ARM CHANDELIER**  
E. F. CHAPMAN  
  
**CHC1180**  
Fixture: 24.75" H | W: 28.25" | Canopy: 6.5" Oct.  
Socket: 6 - E12 Candelabra | Bulb: 6 - 40 B  
Shade: 4.5" x 5.5" x 5.5"  
\* Assembly Required  
©EFC DESIGNS



**C** | **CHC1180CG/PN-PL**  
Crystal | Polished Nickel | Percale



**B** | **CHC1154CG/PN**  
Crystal | Polished Nickel

**A** | **GEORGE II MINI CHANDELIER**  
E. F. CHAPMAN  
  
**CHC1156**  
H: 14" | W:13.75" | Canopy: 5.5" Round  
Socket: 6 - E12 Candelabra | Bulb: 6 - 60 C  
\* Assembly Required  
©EFC DESIGNS



**B** | **GEORGE II LARGE CHANDELIER**  
E. F. CHAPMAN  
  
**CHC1154**  
H: 31" | W: 30" | Canopy: 5.5" Round  
Socket: 6 - E12 Candelabra | Bulb: 6 - 60 C  
\* Assembly Required  
©EFC DESIGNS



**C** | **GEORGE II SMALL CHANDELIER**  
E. F. CHAPMAN  
  
**CHC1155**  
H: 23.5" | W: 22" | Canopy: 5.5" Round  
Socket: 6 - E12 Candelabra | Bulb: 6 - 60 C  
\* Assembly Required  
©EFC DESIGNS



**D** | **KING GEORGE GRANDE ROUND CHANDELIER**  
E. F. CHAPMAN  
  
**CHC1144**  
H: 36" | W: 36" | Canopy: 5.5" Round  
Socket: 8 - E12 Candelabra | Bulb: 8 - 60 C  
\* Assembly Required  
©EFC DESIGNS

**B** | **CHC1154CG/PN**  
Crystal | Polished Nickel



**A** | **CHC1156CG/PN**  
Crystal | Polished Nickel

**C** | **CHC1155CG/PN**  
Crystal | Polished Nickel

**D** | **CHC1144CG/PN**  
Crystal | Polished Nickel



**A** **TOB5031PN-NP**  
Polished Nickel | Crystal | Natural Paper



**A** **TOB5031HAB-NP**  
Hand-Rubbed Antique Brass | Crystal | Natural Paper



**B** **TOB5032PN-NP**  
Polished Nickel | Crystal | Natural Paper



**B** **TOB5032HAB-NP**  
Hand-Rubbed Antique Brass | Crystal | Natural Paper



**C** **TOB5033PN-NP**  
Polished Nickel | Crystal | Natural Paper

**A** **VIVIAN MINI CHANDELIER**  
THOMAS O'BRIEN  
  
**TOB5031**  
H: 14" | W: 18.5" | Canopy: 6" Round  
Socket: 4 - E12 Candelabra | Bulb: 4 - 40 B  
Shade: 3.5" x 4" x 5.5"  
\* Assembly Required

**B** **VIVIAN LARGE ONE-TIER CHANDELIER**  
THOMAS O'BRIEN  
  
**TOB5032**  
H: 25" | W: 36" | Canopy: 6" Round  
Socket: 8 - E12 Candelabra | Bulb: 8 - 40 B  
Shade: 3.25" x 4" x 4.25"  
\* Assembly Required

**C** **VIVIAN LARGE TWO-TIER CHANDELIER**  
THOMAS O'BRIEN  
  
**TOB5033**  
H: 25" | W: 36" | Canopy: 6" Round  
Socket: 12 - E12 Candelabra | Bulb: 12 - 40 B  
Shade: 3.25" x 4" x 4.25"  
\* Assembly Required



**C** **TOB5033HAB-NP**  
Hand-Rubbed Antique Brass | Crystal | Natural Paper





**A** | **KW5400CRB/PN**  
Clear Ribbed Glass | Nickel



**A** | **KW5400CRB/AB**  
Clear Ribbed Glass | Brass



**A** | **KW5400CRB/BZ**  
Clear Ribbed Glass | Bronze



**B** | **KW5401CRB/PN**  
Clear Ribbed Glass | Nickel



**B** | **KW5401CRB/AB**  
Clear Ribbed Glass | Brass



**B** | **KW5401CRB/BZ**  
Clear Ribbed Glass | Bronze

opposite page

**A** | **REVERIE SMALL ONE-TIER CHANDELIER**  
KELLY WEARSTLER

**KW5400**  
H: 25.5" | W: 18" | Canopy: 4.25" Round  
Socket: 7 - E12 Candelabra | Bulb: 7 - 40 B

**B** | **REVERIE MEDIUM ONE-TIER CHANDELIER**  
KELLY WEARSTLER

**KW5401**  
H: 38" | W: 30" | Canopy: 4.25" Round  
Socket: 10 - E12 Candelabra | Bulb: 10 - 40 B



**C** | **ARN5116PN-CG**  
Clear Acrylic | Polished Nickel



**C** | **ARN5116HAB-CG**  
Clear Acrylic | Brass

**C** | **WHARTON CHANDELIER**  
AERIN

**ARN5116**  
H: 31" | W: 37.75" | Canopy: 4.5" Round  
Socket: 15 - E12 Candelabra | Bulb: 15 - 60 C

**D** | **CLARICE LARGE CHANDELIER**  
JULIE NEILL

**JN5030**  
H: 40" | W: 43.25" | Canopy: 5.5" Round  
Socket: 16 - E12 Candelabra | Bulb: 16 - 40 B  
Shade: 4.25" x 5" x 6"  
\* Requires Special Assembly and Installation



**D** | **JN5030CG/PN-L**  
Crystal | Polished Nickel | Linen



**D** | **JN5030CG/AB-L**  
Crystal | Antique-Burnished Brass | Linen



**B** | **CHC5287AB-CA**  
Antique-Burnished Brass | Clear Acrylic

**A** | **QUINCY SMALL SPUTNIK CHANDELIER**  
E. F. CHAPMAN  
  
**CHC5286**  
H: 20" | W: 20" | Canopy: 5.75" Round  
Socket: 20 - E12 Candelabra | Bulb: 20 - 25 C  
©EFC DESIGNS

**B** | **QUINCY MEDIUM SPUTNIK CHANDELIER**  
E. F. CHAPMAN  
  
**CHC5287**  
H: 30" | W: 30" | Canopy: 5.75" Round  
Socket: 20 - E12 Candelabra | Bulb: 20 - 25 C  
©EFC DESIGNS

**C** | **CHIARA LARGE SPUTNIK CHANDELIER**  
JULIE NEILL  
  
**JN5119**  
H: 70" | Fixture: 32" H | W: 32"  
Canopy: 5" Round  
Socket: 16 - E12 Candelabra | Bulb: 16 - 40 C




**A** | **CHC5286PN-CA**  
Polished Nickel | Clear Acrylic

**A** | **CHC5286AB-CA**  
Antique-Burnished Brass | Clear Acrylic

**B** | **CHC5287PN-CA**  
Polished Nickel | Clear Acrylic

**B** | **CHC5287AB-CA**  
Antique-Burnished Brass | Clear Acrylic



**C** | **JN5119PN/CA**  
Polished Nickel | Clear Acrylic

**C** | **JN5119AB/CA**  
Antique-Burnished Brass | Clear Acrylic



**A** | **KS5003PN-CG**  
Polished Nickel | Clear Glass | Pearls

**A** | **KS5003SB-CG**  
Soft Brass | Clear Glass | Pearls



**B** | **KS5004PN-CG**  
Polished Nickel | Clear Glass | Pearls

**B** | **KS5004SB-CG**  
Soft Brass | Clear Glass | Pearls

**C** | **KS5006SB-CG**  
Soft Brass | Clear Glass | Pearls

opposite page

**A** | **DICKINSON MINI CHANDELIER**  
kate spade new york

**KS5003**  
O/A H: 42.5" | Fixture: 9" H | W: 10.25"  
Canopy: 5.5" Round  
Socket: 7 - E12 Candelabra | Bulb: 7 - 40 G  
\* Custom Height Available (14" Minimum)

**B** | **DICKINSON SMALL CHANDELIER**  
kate spade new york

**KS5004**  
H: 49.5" | Fixture: 17" H | W: 17"  
Canopy: 5.25" Round  
Socket: 13 - E12 Candelabra | Bulb: 13 - 60 G  
\* Custom Height Available (24" Minimum)

**C** | **DICKINSON LARGE CHANDELIER**  
kate spade new york

**KS5006**  
H: 64.75" | Fixture: 31.5" H | W: 32"  
Canopy: 8" Round  
Socket: 21 - E12 Candelabra | Bulb: 21 - 40 G  
**Additional Options:**  
Polished Nickel | Clear Glass | Pearls (PN-CG)  
\* Custom Height Available (45" Minimum)

**D** | **DICKINSON MEDIUM CHANDELIER**  
kate spade new york

**KS5005**  
H: 55.5" | Fixture: 22" H | W: 22.25"  
Canopy: 5.5" Round  
Socket: 17 - E12 Candelabra | Bulb: 17 - 40 G  
**Additional Options:**  
Polished Nickel | Clear Glass | Pearls (PN-CG)  
\* Custom Height Available (31" Minimum)



**D** | **KS5005SB-CG**  
Soft Brass | Clear Glass | Pearls





**A** | **ARN5100BSL-CG**  
Burnished Silver Leaf | Crystal

**A** | **RENWICK SMALL SPHERE CHANDELIER**  
AERIN

**ARN5100**  
H: 21.5" | W: 19" | Canopy: 6.75" Round  
Socket: 4 - E12 Candelabra | Bulb: 4 - 60 C

**B** | **RENWICK LARGE SPHERE CHANDELIER**  
AERIN

**ARN5101**  
Fixture: 27.5" H | W: 23.25" | Canopy: 6.75" Round  
Socket: 4 - E12 Candelabra | Bulb: 4 - 60 C



**A** | **ARN5100BSL-CG**  
Burnished Silver Leaf | Crystal

**B** | **ARN5101BSL-CG**  
Burnished Silver Leaf | Crystal

**A** | **ARN5100G-CG**  
Gild | Crystal

**B** | **ARN5101G-CG**  
Gild | Crystal



A TOB5290BZ/HAB-L  
Bronze | Hand-Rubbed Antique Brass | Linen

A OSIRIS LARGE REFLECTOR CHANDELIER  
THOMAS O'BRIEN

TOB5290  
H: 49.5" | Fixture: 21.5" H | W: 54"  
Canopy: 5" Round  
Socket: 8 - E26 Keyless | Bulb: 8 - 40 A  
\* UL Only



A TOB5290PN-L  
Polished Nickel | Linen



A TOB5290HAB-L  
Hand-Rubbed Antique Brass | Linen

B OSIRIS MEDIUM REFLECTOR CHANDELIER  
THOMAS O'BRIEN

TOB5288  
H: 52" | Fixture: 32" H | W: 33"  
Canopy: 5.75" Round  
Socket: 8 - E26 Keyless | Bulb: 8 - 40 A  
\* Custom Height Available (29" Minimum)



B TOB5288PN-L  
Polished Nickel | Linen



B TOB5288HAB-L  
Hand-Rubbed Antique Brass | Linen



B TOB5288BZ/HAB-L  
Bronze | Hand-Rubbed Antique Brass | Linen

**A ALPINE SMALL CHANDELIER**  
 AERIN  
**ARN5308**  
 H: 47.75" | Fixture: 16.25" H | W: 20.25"  
 Canopy: 4.25" Round  
 Socket: 8 - E12 Candelabra | Bulb: 8 - 60 C  
 \* UL Only



**B ALPINE MEDIUM CHANDELIER**  
 AERIN  
**ARN5310**  
 O/A H: 51.5" | Fixture: 16" H | W: 30.25"  
 Canopy: 4.25" Round  
 Socket: 16 - E12 Candelabra | Bulb: 16 - 40 C  
 \* Custom Height Available (26" Minimum)

**A** **ARN5310HAB-CG**  
 Hand-Rubbed Antique Brass | Clear Glass



**A** **ARN5308PN-CG**  
 Polished Nickel | Clear Glass

**A** **ARN5308PN-WG**  
 Polished Nickel | White Glass

**A** **ARN5308HAB-CG**  
 Hand-Rubbed Antique Brass | Clear Glass

**A** **ARN5308HAB-WG**  
 Hand-Rubbed Antique Brass | White Glass



**B** **ARN5310PN-CG**  
 Polished Nickel | Clear Glass

**B** **ARN5310PN-WG**  
 Polished Nickel | White Glass


**B** **ARN5310HAB-WG**  
 Hand-Rubbed Antique Brass | White Glass



A | **ARN5272PN-CG**  
Polished Nickel | Clear Glass



A | **ARN5272HAB-CG**  
Hand-Rubbed Antique Brass | Clear Glass



A | **ARN5272PN-WG**  
Polished Nickel | White Glass



A | **ARN5272HAB-WG**  
Hand-Rubbed Antique Brass | White Glass

A | **MARGITA MEDIUM CHANDELIER**  
AERIN

**ARN5272**  
H: 69.25" | Fixture: 33.25" H | W: 44.5"  
Canopy: 7" Hexagon  
Socket: 24 - E12 Candelabra | Bulb: 24 - 25 B  
\* Requires Special Assembly and Installation  
\* Custom Height Available (37.75" Minimum)

A | **ARN5272HAB-WG**  
Hand-Rubbed Antique Brass | White Glass





**A** | **KW5200PN-CRG**  
Polished Nickel | Crackle Glass



**A** | **KW5200AB-CRG**  
Antique-Burnished Brass | Crackle Glass



**A** | **KW5200BZ-CRG**  
Bronze | Crackle Glass



**B** | **KW5201PN-CRG**  
Polished Nickel | Crackle Glass



**B** | **KW5201AB-CRG**  
Antique-Burnished Brass | Crackle Glass



**B** | **KW5201BZ-CRG**  
Bronze | Crackle Glass



**C** | **KW5202AB-CRG**  
Antique-Burnished Brass | Crackle Glass

**A** | **LIAISON ONE-TIER CHANDELIER**  
KELLY WEARSTLER

**KW5200**  
Fixture: 16.5" H | W: 20.5" | Canopy: 6" Round  
Socket: 8 - E12 Candelabra | Bulb: 8 - 60 C

**B** | **LIAISON TWO-TIER CHANDELIER**  
KELLY WEARSTLER

**KW5201**  
Fixture: 28.5" H | W: 34" | Canopy: 6" Round  
Socket: 20 - E12 Candelabra | Bulb: 20 - 40 C

**C** | **LIAISON THREE-TIER CHANDELIER**  
KELLY WEARSTLER

**KW5202**  
Fixture: 39.5" H | W: 47.5" | Canopy: 6" Round  
Socket: 32 - E12 Candelabra | Bulb: 32 - 40 C  
**Additional Options:**  
Bronze | Crackle Glass (BZ-CRG)  
Polished Nickel | Crackle Glass (PN-CRG)



**A** **TOB5303PN-CG**  
Polished Nickel | Clear Glass

**A** **TOB5303HAB-CG**  
Hand-Rubbed Antique Brass | Clear Glass

**A** **TOB5303BZ/HAB-CG**  
Bronze | Hand-Rubbed Antique Brass | Clear Glass

**A** **MARAIS LARGE CHANDELIER**  
THOMAS O'BRIEN  
  
**TOB5303**  
H: 54.5" | Fixture: 26.75" H | W: 45"  
Canopy: 6" Round  
Socket: 12 - E12 Candelabra | Bulb: 12 - 60 C



**B** **KW5602AB-ALB**  
Antique-Burnished Brass | Alabaster



**A** **TOB5303PN-WG**  
Polished Nickel | White Glass

**A** **TOB5303HAB-WG**  
Hand-Rubbed Antique Brass | White Glass

**A** **TOB5303BZ/HAB-WG**  
Bronze | Hand-Rubbed Antique Brass | White Glass

**B** **MELANGE LARGE FLOATING DISC CHANDELIER**  
KELLY WEARSTLER  
  
**KW5602**  
H: 47.75" | Fixture: 14" H | W: 45"  
Canopy: 5" Round | LED: 12w  
**Additional Options:**  
Polished Nickel | Alabaster (PN-ALB)



**B** **KW5602BZ-ALB**  
Bronze | Alabaster

B | **KW5587AB-EC**  
Antique-Burnished Brass | Etched Crystal



A | **ROUSSEAU 8-LIGHT ARTICULATING CHANDELIER**  
KELLY WEARSTLER

**KW5589**  
H: 51.75" | Fixture: 14.5" H | W: 65"  
Canopy: 4.5" Round | LED: 34w

B | **ROUSSEAU GRANDE ARTICULATING CHANDELIER**  
KELLY WEARSTLER

**KW5587**  
H: 53.75" | Fixture: 16" H | W: 50"  
Canopy: 4.5" Round | LED: 47w  
\* Requires Special Assembly and Installation  
\* Custom Height Available (23.5" Minimum)

**Available Options for Rousseau:**  
Antique-Burnished Brass | Etched Crystal (AB-EC)  
Bronze | Etched Crystal (BZ-EC)  
Polished Nickel | Etched Crystal (PN-EC)  
Antique-Burnished Brass | Seeded Glass (AB-SG)  
Bronze | Etched Crystal (BZ-EC)  
Bronze | Seeded Glass (BZ-SG)  
Polished Nickel | Seeded Glass (PN-SG)



A | **KW5589PN-EC**  
Polished Nickel | Etched Crystal

A | **KW5589AB-SG**  
Antique-Burnished Brass | Seeded Glass



B | **KW5587AB-EC**  
Antique-Burnished Brass | Etched Crystal

B | **KW5587BZ-SG**  
Bronze | Seeded Glass



**A** | **KW5112PN-ALB**  
Polished Nickel | Alabaster



**A** | **KW5112AB-ALB**  
Antique-Burnished Brass | Alabaster



**A** | **KW5112BZ-ALB**  
Bronze | Alabaster



**B** | **KW5115AB-ALB**  
Antique-Burnished Brass | Alabaster



**B** | **KW5115BZ-ALB**  
Bronze | Alabaster

opposite page

**A** | **COVET SMALL CHANDELIER**  
KELLY WEARSTLER

**KW5112**  
H: 71" | Fixture: 18.75" H | W: 20" x 17.75"  
Canopy: 4.5" x 7" Rec.  
Socket: 6 - E26 Keyless | Bulb: 6 - 9w LED T  
\* Bulb Included

**B** | **COVET LARGE CHANDELIER**  
KELLY WEARSTLER

**KW5115**  
H: 73.5" | Fixture: 21.5" H | W: 44" x 31.25"  
Canopy: 6" x 18" Rec.  
Socket: 12 - E26 Keyless | Bulb: 12 - 9w LED T  
\* Bulb Included  
**Additional Options:**  
Polished Nickel | Alabaster (PN-ALB)

**C** | **HALCYON THREE-TIER CHANDELIER**  
KELLY WEARSTLER

**KW5012**  
O/A H: 77.5" | Fixture: 48" H | W: 36"  
Canopy: 4.5" Round  
Socket: 6 - E12 Candelabra | Bulb: 6 - 60 C  
\* Custom Height Available (56" Minimum)



**C** | **KW5012AB-Q**  
Antique-Burnished Brass | Quartz





**A** | **S5143PN-CA**  
Polished Nickel | Clear Acrylic



**A** | **S5143HAB-CA**  
Hand-Rubbed Antique Brass | Clear Acrylic

**A** | **PALOMAR SMALL ROTATING CHANDELIER**  
IAN K. FOWLER

**S5143**  
H: 44.25" | Fixture: 24" H | W: 34"  
Canopy: 5.5" Round  
Socket: 40 - G9 Keyless | Bulb: 40 - 2w LED  
\* UL Only  
\* Bulbs Included

**B** | **PRESIDIO MEDIUM CHANDELIER**  
IAN K. FOWLER

**S5680**  
H: 56.75" | Fixture: 22" H | W: 36.5"  
Canopy: 6.5" Round  
Socket: 12 - E12 Candelabra | Bulb: 12 - 40 T  
\* Requires Special Assembly and Installation  
\* Custom Height Available (25.5" Minimum)



**B** | **S5680PN-CG**  
Polished Nickel | Clear Glass



**B** | **S5680HAB-CG**  
Hand-Rubbed Antique Brass | Clear Glass

**A** | **S5143HAB-CA**  
Hand-Rubbed Antique Brass | Clear Acrylic



**C** | **HALCYON LARGE CHANDELIER**  
KELLY WEARSTLER

**KW5091**  
H: 57.75" | Fixture: 30.5" H | W: 32.75"  
Canopy: 4" Round  
Socket: 7 - E12 Candelabra | Bulb: 7 - 60 C  
\* Custom Height Available (38.5" Minimum)



**C** | **KW5091AB/Q-FRG**  
Antique-Burnished Brass | Quartz



**A** | **KW5580PN-SG**  
Polished Nickel | Seeded Glass



**A** | **KW5580AB-SG**  
Antique-Burnished Brass | Seeded Glass

**A ROUSSEAU SMALL CHANDELIER**  
KELLY WEARSTLER

**KW5580**  
H: 63.5" | Fixture: 25" H | W: 21.25"  
Canopy: 4.5" Round | LED: 15w  
\* Custom Height Available (34.5" Minimum)

**B ROUSSEAU MEDIUM CHANDELIER**  
KELLY WEARSTLER

**KW5581**  
H: 69.75" | Fixture: 32" H | W: 39.25"  
Canopy: 5" Round | LED: 36w  
\* Custom Height Available (41.5" Minimum)

**C ROUSSEAU LARGE OVAL CHANDELIER**  
KELLY WEARSTLER

**KW5585**  
H: 59.75" | Fixture: 22" H | W: 50"  
Canopy: 5" Round | LED: 72w  
\* Requires Special Assembly and Installation  
\* Custom Height Available (38" Minimum)

**Available Options for Rousseau:**  
Antique-Burnished Brass | Etched Crystal (AB-EC)  
Bronze | Etched Crystal (BZ-EC)  
Polished Nickel | Etched Crystal (PN-EC)  
Antique-Burnished Brass | Seeded Glass (AB-SG)  
Bronze | Etched Crystal (BZ-EC)  
Bronze | Seeded Glass (BZ-SG)  
Polished Nickel | Seeded Glass (PN-SG)



**B** | **KW5581PN-EC**  
Polished Nickel | Etched Crystal



**B** | **KW5581AB-EC**  
Antique-Burnished Brass | Etched Crystal



**C** | **KW5585PN-SG**  
Polished Nickel | Seeded Glass



**C** | **KW5585AB-SG**  
Antique-Burnished Brass | Seeded Glass



**C** | **KW5585BZ-EC**  
Bronze | Etched Crystal



**C** | **KW5585AB-EC**  
Antique-Burnished Brass | Etched Crystal



**A** | **KW5511AB-WHT**  
Antique-Burnished Brass | White | White Marble



**A** | **KW5511AB-BLK**  
Antique-Burnished Brass | Black | Black Marble



**B** | **S5040AI**  
Aged Iron | Brass

opposite page

**A** | **CLEO ONE-TIER CHANDELIER**  
KELLY WEARSTLER

**KW5511**  
Fixture: 19.25" H | W: 36.75"  
Canopy: 7" Round  
Socket: 12 - E12 Candelabra | Bulb: 12 - 40 B  
\* Cannot Be Modified in the Field  
\* Custom Height Available (33" Minimum)



**B** | **S5040AI**  
Aged Iron | Brass



**B** | **S5040PN**  
Polished Nickel

**B** | **CHOROS ONE-TIER CHANDELIER**  
BARRY GORALNICK

**S5040**  
H: 30" | W: 28" | Canopy: 5.75" Round  
Socket: 6 - E12 Candelabra | Bulb: 6 - 60 C

**C** | **CHOROS TWO-TIER CHANDELIER**  
BARRY GORALNICK

**S5041**  
H: 43" | W: 37.25" | Canopy: 5.5" Round  
Socket: 12 - E12 Candelabra | Bulb: 12 - 60 C



**C** | **S5041AI**  
Aged Iron



**C** | **S5041PN**  
Polished Nickel



A | **CHC1561AB**  
Antique-Burnished Brass

**A MYKONOS SMALL CHANDELIER**  
E. F. CHAPMAN

**CHC1561**  
H: 29" | W: 27.5" | Canopy: 6.5" Oct.  
Socket: 8 - E12 Candelabra | Bulb: 8 - 60 C  
\* CHS104NP Sold Separately  
\* Use 40 Bulb Frosted Type "B" with Clip On Shade  
©EFC DESIGNS



A | **CHC1561AB**  
Antique-Burnished Brass



A | **CHC1561AI**  
Aged Iron

**B MYKONOS LARGE CHANDELIER**  
E. F. CHAPMAN

**CHC1562**  
H: 38.75" | W: 37" | Canopy: 6.5" Oct.  
Socket: 8 - E12 Candelabra | Bulb: 8 - 60 C  
\* CHS104NP Sold Separately  
\* Use 40 Bulb Frosted Type "B" with Clip On Shade  
©EFC DESIGNS



B | **CHC1562AB**  
Antique-Burnished Brass



B | **CHC1562AI**  
Aged Iron



A SC5015PN  
Polished Nickel

A SC5015AS  
Antique Silver

A SC5015HAB  
Hand-Rubbed Antique Brass

A SC5015BZ  
Bronze



B SC5005PN  
Polished Nickel

B SC5005AS  
Antique Silver

B SC5005BZ  
Bronze

B SC5005HAB  
Hand-Rubbed Antique Brass



A DOUBLE TWIST SMALL CHANDELIER  
ERIC COHLER

SC5015  
H: 30" | W: 26" | Canopy: 5.75" Round  
Socket: 5 - E12 Candelabra | Bulb: 5 - 60 C

B DOUBLE TWIST LARGE CHANDELIER  
ERIC COHLER

SC5005  
H: 29.75" | W: 36" | Canopy: 5.75" Round  
Socket: 5 - E12 Candelabra | Bulb: 5 - 60 C



A SC5001PN  
Polished Nickel

A SC5001AS  
Antique Silver

A SC5001HAB  
Hand-Rubbed Antique Brass

A SC5001BZ  
Bronze



B SC5002HAB  
Hand-Rubbed Antique Brass



B SC5002BZ  
Bronze

A VENETIAN MEDIUM CHANDELIER  
ERIC COHLER

**SC5001**  
H: 23" | W: 27" | Canopy: 14.5" Star  
Socket: 6 - E12 Candelabra | Bulb: 6 - 60 C

B VENETIAN MEDIUM TWO-TIER CHANDELIER  
ERIC COHLER

**SC5002**  
H: 23.5" | W: 26.25" | Canopy: 15.25" Star  
Socket: 9 - E12 Candelabra | Bulb: 9 - 60 C  
**Additional Options:**  
Antique Silver (AS)  
Polished Nickel (PN)



C SK5021AI  
Aged Iron

C REIMS LARGE CHANDELIER  
SUZANNE KASLER

**SK5022**  
O/A H: 62" | Fixture: 24.75" H | W: 48.75"  
Canopy: 6" Round  
Socket: 9 - E12 Candelabra | Bulb: 9 - 60 C  
\* Custom Height Available (42" Minimum)

D REIMS MEDIUM CHANDELIER  
SUZANNE KASLER

**SK5021**  
O/A H: 59.25" | Fixture: 21" H | W: 36.25"  
Canopy: 6" Round  
Socket: 9 - E12 Candelabra | Bulb: 9 - 60 C  
\* Custom Height Available (42" Minimum)



D SK5022AI  
Aged Iron



A | **CHC1494AI**  
Aged Iron

A | **FLEMISH MEDIUM ROUND CHANDELIER**  
E. F. CHAPMAN

**CHC1494**  
H: 36.5" | W: 35.5" | Canopy: 5.5" Round  
Socket: 8 - E12 Candelabra | Bulb: 8 - 60 C  
\* Use 40 Bulb Frosted Type "B" with Clip On Shade  
©EFC DESIGNS

opposite page

B | **ERIKA THREE-TIER CHANDELIER**  
THOMAS O'BRIEN

**TOB5206**  
H: 38.75" | W: 39.5" | Canopy: 5" Round  
Socket: 36 - E12 Candelabra | Bulb: 36 - 25 C

C | **ERIKA TWO-TIER CHANDELIER**  
THOMAS O'BRIEN

**TOB5205**  
H: 31" | W: 28.75" | Canopy: 5" Round  
Socket: 24 - E12 Candelabra | Bulb: 24 - 25 C



A | **CHC1494GI**  
Gilded Iron

B | **TOB5206AI**  
Aged Iron



C | **TOB5205BW**  
Belgian White



C | **TOB5205AI**  
Aged Iron



**A** **CHC5370GI**  
Gilded Iron | Antique Mirror

**B** **CHC5373GI**  
Gilded Iron | Antique Mirror

**C** **CHC1474GI-NP**  
Gilded Iron | Antique Mirror | Natural Paper



**D** **CHC5377GI**  
Gilded Iron | Antique Mirror

**A** **GRAMERCY MINI CHANDELIER**  
E. F. CHAPMAN

**CHC5370**  
H: 15.75" | W: 17" | Canopy: 5.75" Round  
Socket: 4 - E12 Candelabra | Bulb: 4 - 60 C  
©EFC DESIGNS

**B** **GRAMERCY MEDIUM CHANDELIER**  
E. F. CHAPMAN

**CHC5373**  
H: 33.75" | W: 32.5" | Canopy: 5.75" Round  
Socket: 6 - E12 Candelabra | Bulb: 6 - 60 C  
©EFC DESIGNS

**C** **GRAMERCY LARGE CHANDELIER**  
E. F. CHAPMAN

**CHC1474**  
H: 34" | W: 41.5" | Canopy: 5.75" Round  
Socket: 8 - E12 Candelabra | Bulb: 8 - 40 B  
©EFC DESIGNS

**D** **GRAMERCY MEDIUM RING CHANDELIER**  
E. F. CHAPMAN

**CHC5377**  
H: 28" | W: 36" | Canopy: 5.75" Round  
Socket: 8 - E12 Candelabra | Bulb: 8 - 40 C  
©EFC DESIGNS



**E** **CHC1543BW-SG**  
Belgian White | Seeded Glass Trim

**F** **CHC1548BW-SG**  
Belgian White | Seeded Glass Trim

**G** **CHC1560BW-SG**  
Belgian White | Seeded Glass Trim



**H** **CHC5445BW**  
Belgian White

**E** **FLANDERS SMALL CHANDELIER**  
E. F. CHAPMAN

**CHC1543**  
H: 24" | W: 26" | Canopy: 5.5" Round  
Socket: 8 - E12 Candelabra | Bulb: 8 - 60 C  
©EFC DESIGNS

**F** **FLANDERS CHANDELIER**  
E. F. CHAPMAN

**CHC1548**  
H: 34" | W: 36.25" | Canopy: 5.5" Round  
Socket: 8 - E12 Candelabra | Bulb: 8 - 60 C  
©EFC DESIGNS

**G** **FLANDERS MEDIUM TWO-TIER CHANDELIER**  
E. F. CHAPMAN

**CHC1560**  
Fixture: 42.5" H | W: 39.5" | Canopy: 7.5" Round  
Socket: 12 - E12 Candelabra | Bulb: 12 - 60 C  
©EFC DESIGNS

**H** **UMBRIA CHANDELIER**  
E. F. CHAPMAN

**CHC5445**  
H: 36.25" | W: 42" | Canopy: 5.75" Round  
Socket: 6 - E12 Candelabra | Bulb: 6 - 40 B  
©EFC DESIGNS





**A** SK5004BW  
Belgian White

**B** SK5003FG  
French Gild

**C** JN5014VW  
Vintage White | Gild

opposite page

**A** MICHELE MEDIUM CHANDELIER  
SUZANNE KASLER

**SK5004**  
H: 38.25" | W: 43" | Canopy: 5.25" Round  
Socket: 6 - E12 Candelabra | Bulb: 6 - 60 C  
**Additional Options:**  
French Gild (FG)

**B** MICHELE CHANDELIER  
SUZANNE KASLER

**SK5003**  
H: 47.5" | W: 46.25" | Canopy: 5" Round  
Socket: 9 - E12 Candelabra | Bulb: 9 - 60 C  
**Additional Options:**  
Belgian White (BW)

**C** FORTUNA LARGE CHANDELIER  
JULIE NEILL

**JN5014**  
H: 43.75" | W: 58.5" | Canopy: 5.5" Round  
Socket: 12 - E12 Candelabra | Bulb: 12 - 40 C

**D** COUNTRY SMALL CHANDELIER  
STUDIO VC

**S5211**  
H: 26.75" | W: 36.5" | Canopy: 5.5" Round  
Socket: 6 - E12 Candelabra | Bulb: 6 - 60 C

**E** COUNTRY LARGE CHANDELIER  
STUDIO VC

**S5212**  
H: 31" | W: 41" | Canopy: 5.5" Round  
Socket: 6 - E12 Candelabra | Bulb: 6 - 60 C

**F** BORDEAUX GRANDE CHANDELIER  
SUZANNE KASLER

**SK5350**  
Fixture: 49.75" H | W: 59.75" | Canopy: 5" Round  
Socket: 12 - E12 Candelabra | Bulb: 12 - 40 C



**D** S5211BW  
Belgian White

**E** S5212BW  
Belgian White



**F** SK5350SWH/NR  
Swedish White | Natural Rust



**A LEAF AND ARROW SMALL CHANDELIER**  
E. F. CHAPMAN

**CHC1448**  
H: 14" | W: 15.5" | Canopy: 5.5" Round  
Socket: 4 - E12 Candelabra | Bulb: 4 - 60 C  
**Additional Options:**  
Bronze and Antique-Burnished Brass (BZ/AB)  
\* CHS104NP Shade Sold Separately  
\* Use 40 Bulb Frosted Type "B" with Clip On Shade  
©EFC DESIGNS

**B LEAF AND ARROW LARGE CHANDELIER**  
E. F. CHAPMAN

**CHC1447**  
H: 21" | W: 34.75" | Canopy: 5.75" Round  
Socket: 8 - E12 Candelabra | Bulb: 8 - 60 C  
**Additional Options:**  
Antique-Burnished Brass (AB)  
Bronze (BZ)  
\* CHS104NP Shade Sold Separately  
\* Use 40 Bulb Frosted Type "B" with Clip On Shade  
©EFC DESIGNS

**C HARLOW MEDIUM CHANDELIER**  
CHRISTOPHER SPITZMILLER

**CS5100**  
H: 31" | W: 22" | Ext: 22"  
Canopy: 6" Round  
Socket: 6 - E12 Candelabra | Bulb: 6 - 40 B  
**Additional Options:** Plaster White (PW)



**C CS5100AI**  
Aged Iron



**D SK5102GI**  
Gilded Iron



**D SK5102AI**  
Aged Iron



**G SK5019AI**  
Aged Iron | Leather

**A CHC1448AB**  
Antique-Burnished Brass

**A CHC1448BZ**  
Bronze

opposite page

**D MARGARITE IRON CHANDELIER**  
SUZANNE KASLER

**SK5102**  
H: 20.5" | W: 26" | Canopy: 5" Round  
Socket: 7 - E12 Candelabra | Bulb: 7 - 60 C  
\* CHS104NP Shade Sold Separately  
\* Use 40 Bulb Frosted Type "B" with Clip On Shade

**E MARIGOT MEDIUM CHANDELIER**  
E. F. CHAPMAN

**CHC1415**  
H: 30" | W: 33" | Canopy: 5.5" Round  
Socket: 6 - E12 Candelabra | Bulb: 6 - 60 C  
**Additional Options:**  
Rust | Old Brass | Tudor Brown Trim (R)  
©EFC DESIGNS

**F MARIGOT LARGE CHANDELIER**  
E. F. CHAPMAN

**CHC1413**  
H: 36" | W: 44" | Canopy: 5.5" Round  
Socket: 8 - E12 Candelabra | Bulb: 8 - 60 C  
\* CHS104NP Shade Sold Separately  
\* Use 40 Bulb Frosted Type "B" with Clip On Shade  
©EFC DESIGNS

**G DRESSAGE ROUND CHANDELIER**  
SUZANNE KASLER

**SK5019**  
H: 38" | W: 37.25" | Canopy: 7.5" Round  
Socket: 8 - E12 Candelabra | Bulb: 8 - 60 C

**H DORSET LARGE TORCH CHANDELIER**  
E. F. CHAPMAN

**CHC1462**  
H: 45.5" | W: 57" | Canopy: 5.25" Round  
Socket: 9 - E26 Keyless | Bulb: 9 - 60 A  
\* CHS114NP Shade Sold Separately  
©EFC DESIGNS



**E CHC1415AB-SG**  
Antique-Burnished Brass | Seeded Glass Trim



**F CHC1413R**  
Rust | Old Brass | Tudor Brown Trim



**H CHC1462WI**  
Weathered Iron | Antique Gold

**B CHC1447BZ/AB**  
Bronze | Brass



A **CHC1600PN**  
Polished Nickel

A **CHC1600AB**  
Antique-Burnished Brass

A **CHC1600BZ**  
Bronze

opposite page

A **LAUNCETON SMALL RING CHANDELIER**  
E. F. CHAPMAN

**CHC1600**  
H: 22" | W: 27" | Canopy: 5.25" Round  
Socket: 6 - E12 Candelabra | Bulb: 6 - 60 C  
©EFC DESIGNS  
**Additional Options:**  
Antique Nickel (AN)

B **LAUNCETON RING CHANDELIER**  
E. F. CHAPMAN

**CHC1601**  
Fixture: 28.25" H | W: 36" | Canopy: 5" Round  
Socket: 6 - E12 Candelabra | Bulb: 6 - 60 C  
©EFC DESIGNS



C **CHC1603PN**  
Polished Nickel

C **CHC1603AB**  
Antique-Burnished Brass



B **CHC1601AN**  
Antique Nickel

B **CHC1601AB**  
Antique-Burnished Brass

B **CHC1601BZ**  
Bronze

C **LAUNCETON LARGE OVAL CHANDELIER**  
E. F. CHAPMAN

**CHC1603**  
H: 28.25" | W: 39" | Ext: 23.25"  
Canopy: 5.25" Round  
Socket: 6 - E12 Candelabra | Bulb: 6 - 60 C  
©EFC DESIGNS



C **CHC1603AN**  
Antique Nickel

C **CHC1603BZ**  
Bronze (BZ)



A | **CHC5178PN**  
Polished Nickel



A | **CHC5178GI**  
Gilded Iron

**A | DARLANA MEDIUM TWO-TIER CHANDELIER**  
E. F. CHAPMAN

**CHC5178**  
Fixture: 33" H | W: 30" | Canopy: 6" Round  
Socket: 20 - E12 Candelabra | Bulb: 20 - 40 C  
\* Custom Height Available (41" Minimum)  
©EFC DESIGNS

**B | DARLANA EXTRA LARGE TWO-TIER CHANDELIER**  
E. F. CHAPMAN

**CHC5199**  
Fixture: 53.25" H | W: 50" | Canopy: 6" Round  
Socket: 20 - E12 Candelabra | Bulb: 20 - 25 C  
\* Custom Height Available (71" Minimum)  
©EFC DESIGNS



B | **CHC5199PN**  
Polished Nickel



B | **CHC5199GI**  
Gilded Iron

opposite page

**C | DARLANA LARGE TWO-TIER RING CHANDELIER**  
E. F. CHAPMAN

**CHC5179**  
H: 33" | W: 40" | Canopy: 6" Round  
Socket: 20 - E12 Candelabra | Bulb: 20 - 40 C  
**Additional Options:**  
Gilded Iron (GI)  
Polished Nickel (PN)  
©EFC DESIGNS

**D | BRITTANY CHANDELIER**  
NIERMANN WEEKS

**NW5011**  
H: 37.25" | W: 37.25" | Canopy: 6" Round  
Socket: 16 - E12 Candelabra | Bulb: 16 - 40 C



C | **CHC5179AI**  
Aged Iron



D | **NW5011VS**  
Venetian Silver



D | **NW5011VG**  
Venetian Gold



A **S5315GI-NP**  
Gilded Iron | Natural Paper



A **S5315BR-NP**  
Black Rust | Natural Paper

**A ETOILE ROUND CHANDELIER**  
IAN K. FOWLER

**S5315**  
H: 64.5" | Fixture: 25.5" | W: 35.5"  
Canopy: 5.5" Round  
Socket: 4 - E12 Candelabra | Bulb: 4 - 60 B  
Shade: 4.5" x 5.5" x 6.5"

**B CLASSIC RING CHANDELIER**  
E. F. CHAPMAN

**SL5812**  
Fixture: 28" H | W: 33.25"  
Canopy: 5.5" Round  
Socket: 6 - E12 Candelabra | Bulb: 6 - 40 B  
Shade: 3" x 6.5" x 5"  
©EFC DESIGNS

opposite page

**C CLASSIC TWO-TIER RING CHANDELIER**  
E. F. CHAPMAN

**SL5813**  
Fixture: 47" H | W: 45" | Canopy: 5.5" Round  
Socket: 9 - E12 Candelabra | Bulb: 9 - 40 B  
Shade: 3" x 6" x 5"  
©EFC DESIGNS

**D CLASSIC MINI RING CHANDELIER**  
E. F. CHAPMAN

**SL5814**  
H: 38" | Fixture: 32" H | W: 25.5"  
Canopy: 5.5" Round  
Socket: 6 - E12 Candelabra | Bulb: 6 - 40 B  
Shade: 3" x 6.5" x 5"  
©EFC DESIGNS

**Additional Options for Classic Ring:**  
Antique Nickel | Natural Paper (AN-NP)  
Bronze | Natural Paper (BZ-NP)  
Hand-Rubbed Antique Brass | Natural Paper (HAB-NP)  
Polished Nickel | Natural Paper (PN-NP)



B **SL5812PN-NP**  
Polished Nickel | Natural Paper



B **SL5812HAB-NP**  
Hand-Rubbed Antique Brass | Natural Paper



C **SL5813BZ-NP**  
Bronze | Natural Paper



D **SL5814PN-NP**  
Polished Nickel | Natural Paper



D **SL5814HAB-NP**  
Hand-Rubbed Antique Brass | Natural Paper



D **SL5814AN-NP**  
Antique Nickel | Natural Paper



D **SL5814BZ-NP**  
Bronze | Natural Paper



**A** | **SP5014PN-NP**  
Polished Nickel | Natural Paper

**A** | **SP5014HAB-NP**  
Hand-Rubbed Antique Brass | Natural Paper

**A** | **SP5014BZ-NP**  
Bronze | Natural Paper

opposite page

**A** | **HACKNEY LARGE CHANDELIER**  
J. RANDALL POWERS

**SP5014**  
H: 63" | Fixture: 37.75" H | W: 43.25"  
Canopy: 4" Round  
Socket: 9 - E12 Candelabra | Bulb: 9 - 25 B  
Shade: 2.5" x 9" x 5"  
\* Custom Height Available (50" Minimum)



**B** | **TOB5024PN-NP**  
Polished Nickel | Natural Paper

**B** | **TOB5024HAB-NP**  
Hand-Rubbed Antique Brass | Natural Paper



**B** | **TOB5024AN-NP**  
Antique Nickel | Natural Paper

**B** | **TOB5024BZ-NP**  
Bronze | Natural Paper

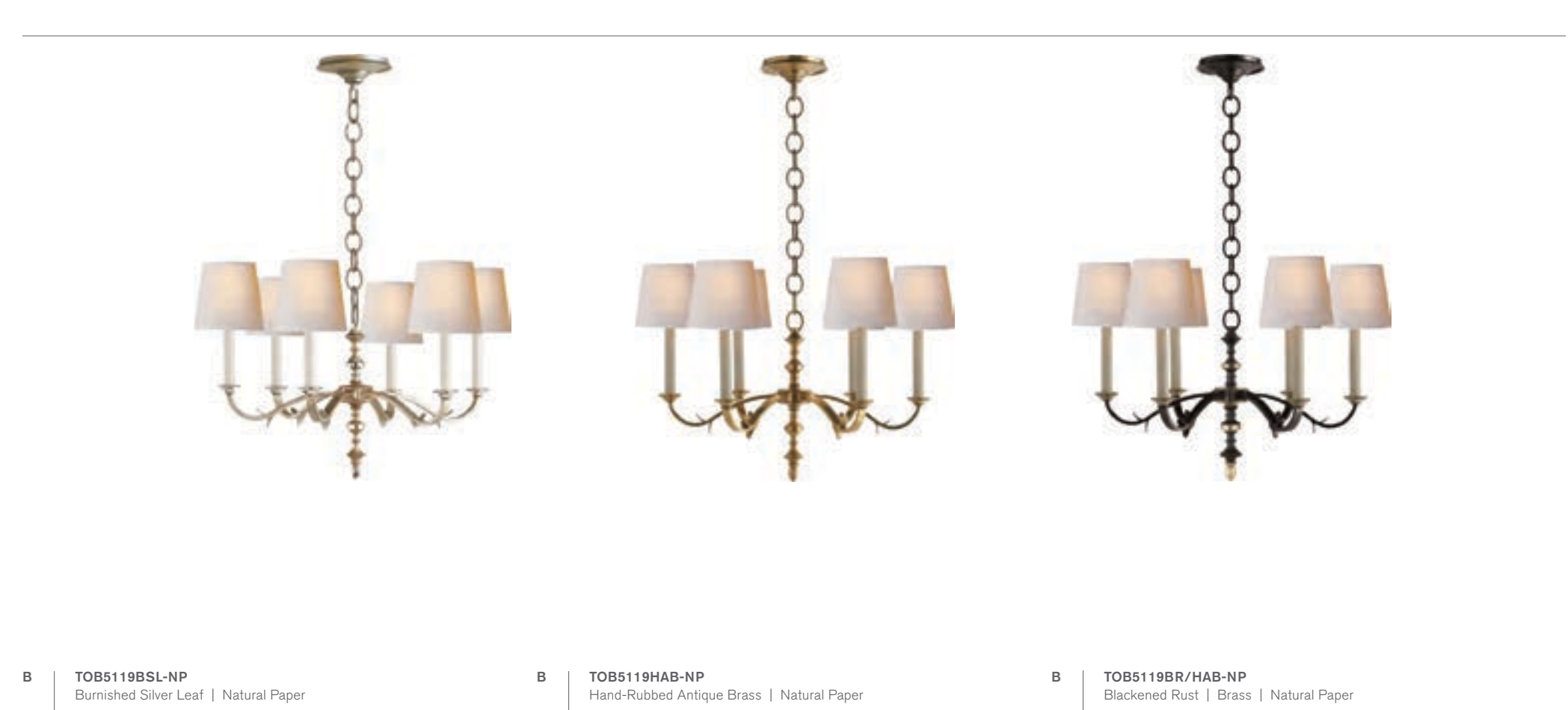
**B** | **BRYANT LARGE RING CHANDELIER**  
THOMAS O'BRIEN

**TOB5024**  
O/A H: 34" | Fixture: 19.25" H | W: 42"  
Canopy: 7" Round  
Socket: 8 - E26 Keyless | Bulb: 8 - 40 A  
\* Cannot Be Modified in the Field  
\* Custom Height Available (31" Minimum)



**A** **CHC1554OW-NP**  
Old White | Glass | Natural Paper

**A** **MONTMARTE IRON CHANDELIER**  
E. F. CHAPMAN  
  
**CHC1554**  
H: 44" | W: 33.75" | Canopy: 5.75" Round  
Socket: 8 - E12 Candelabra | Bulb: 8 - 40 B  
Shade: 4" x 5.5" x 5"  
©EFC DESIGNS



**B** **TOB5119BSL-NP**  
Burnished Silver Leaf | Natural Paper

**B** **TOB5119HAB-NP**  
Hand-Rubbed Antique Brass | Natural Paper

**B** **TOB5119BR/HAB-NP**  
Blackened Rust | Brass | Natural Paper

opposite page

**B** **CHANNING SMALL CHANDELIER**  
THOMAS O'BRIEN  
  
**TOB5119**  
H: 18.5" | W: 28" | Canopy: 6" Round  
Socket: 6 - E12 Candelabra | Bulb: 6 - 60 B  
Shade: 4.5" x 6" x 5.5"

**C** **BELVEDERE MEDIUM CHANDELIER**  
E. F. CHAPMAN  
  
**CHC1403**  
H: 53.75" | W: 32.5" | Canopy: 5.75" Round  
Socket: 9 - E12 Candelabra | Bulb: 9 - 40 B  
Shade: 4" x 6" x 5"  
©EFC DESIGNS

**D** **LANCASTER CHANDELIER**  
E. F. CHAPMAN  
  
**CHC1577**  
H: 58" | W: 41.5" | Canopy: 5.75" Round  
Socket: 8 - E12 Candelabra | Bulb: 8 - 40 B  
Shade: 4" x 5.5" x 5"  
**Additional Options:**  
Old White | Natural Paper (OW-NP)  
©EFC DESIGNS



**C** **CHC1403GI-NP**  
Gilded Iron | Natural Paper

**C** **CHC1403AI-NP**  
Aged Iron | Natural Paper

**D** **CHC1577GI-NP**  
Gilded Iron | Natural Paper

**D** **CHC1577AI-NP**  
Aged Iron | Natural Paper



**A** | **CHC2461PN-NP**  
Polished Nickel | Natural Paper

**A** | **CHC2461AN-NP**  
Antique Nickel | Natural Paper

**A** | **CHC2461AB-NP**  
Antique-Burnished Brass | Natural Paper

**A** | **CHC2461BZ-NP**  
Bronze | Natural Paper



**B** | **CHC2462AN-NP**  
Antique Nickel | Natural Paper

**B** | **CHC2462AB-NP**  
Antique-Burnished Brass | Natural Paper

**B** | **CHC2462BZ-NP**  
Bronze | Natural Paper



**B** | **CHC2462PN-NP**  
Polished Nickel | Natural Paper

**A** | **RUHLMANN SMALL CHANDELIER**  
E. F. CHAPMAN

**CHC2461**  
H: 17.5" | W: 17.5" | Canopy: 5.5" Round  
Socket: 3 - E12 Candelabra | Bulb: 3 - 40 B  
Shade: 3" x 4" x 4"  
©EFC DESIGNS

**B** | **RUHLMANN LARGE CHANDELIER**  
E. F. CHAPMAN

**CHC2462**  
H: 24.25" | W: 35.25" | Canopy: 5.5" Round  
Socket: 6 - E26 Keyless | Bulb: 6 - 60 B  
Shade: 4" x 5" x 6.5"  
©EFC DESIGNS

**C** | **RUHLMANN TWO-TIER CHANDELIER**  
E. F. CHAPMAN

**CHC2465**  
H: 31.75" | W: 35" | Canopy: 5.5" Round  
Socket: 9 - E12 Candelabra | Bulb: 9 - 60 B  
Shade: 4" x 5" x 6.5"  
**Additional Options:**  
Antique Nickel | Natural Paper (AN-NP)  
Bronze | Natural Paper (BZ-NP)  
Polished Nickel | Natural Paper (PN-NP)  
©EFC DESIGNS



**C** | **CHC2465AB-NP**  
Antique-Burnished Brass | Natural Paper



**A** **TUILERIES CHANDELIER**  
**AERIN**  
**ARN5112**  
 Fixture: 21.5" H | W: 36" | Canopy: 5.5" Round  
 Socket: 8 - E12 Candelabra | Bulb: 8 - 60 B  
 Shade: 5" x 6.5" x 6.5"

**B** **MYRNA CHANDELIER**  
**ALEXA HAMPTON**  
**AH5010**  
 H: 21" | W: 33" | Canopy: 4.5" Round  
 Socket: 6 - E12 Candelabra | Bulb: 6 - 40 B  
 Shade: 3" x 6.5" x 5"



**B** **AH5010NB-NP**  
 Natural Brass | Natural Paper



**A** **ARN5112PN-L**  
 Polished Nickel | Linen



**A** **ARN5112HAB-L**  
 Hand-Rubbed Antique Brass | Linen



**B** **AH5010PN-NP**  
 Polished Nickel | Natural Paper



**B** **AH5010GM-NP**  
 Gun Metal | Natural Paper



**A** **TOB5018PS-NP**  
Polished Silver | Natural Paper



**A** **TOB5018AN-NP**  
Antique Nickel | Natural Paper



**A** **TOB5018HAB-NP**  
Hand-Rubbed Antique Brass | Natural Paper



**A** **TOB5018BZ/HAB-NP**  
Bronze | Brass | Natural Paper

**A** **FARLANE SMALL CHANDELIER**  
THOMAS O'BRIEN

**TOB5018**  
O/A H: 61.25" | Fixture: 24.25" H | W: 34"  
Canopy: 5.75" Round  
Socket: 6 - E12 Candelabra | Bulb: 6 - 40 B  
Shade: 3" x 5" x 7"  
\* Slope Mount Included  
\* Custom Height Available (30" Minimum)

**B** **FARLANE LARGE CHANDELIER**  
THOMAS O'BRIEN

**TOB5017**  
O/A H: 61.25" | W: 48" | Canopy: 5.75" Round  
Socket: 12 - E12 Candelabra | Bulb: 12 - 40 B  
Shade: 3" x 5" x 7"  
\* Slope Mount Included  
\* Custom Height Available (34" Minimum)

**Additional Options for Farlane:**  
Antique Nickel | Natural Paper | Red Tape (AN-NP/RT)  
Bronze | Brass | Natural Paper (BZ/HAB-NP)  
Hand-Rubbed Antique Brass | Natural Paper (HAB-NP)  
Polished Silver | Natural Paper (PS-NP)



**B** **TOB5017BZ/HAB-NP**  
Bronze | Brass | Natural Paper



**A** **TOB5009PN-NP** Polished Nickel | Natural Paper  
**A** **TOB5009AN-NP** Antique Nickel | Natural Paper  
**A** **TOB5009HAB-NP** Hand-Rubbed Antique Brass | Natural Paper  
**A** **TOB5009BZ-NP** Bronze | Natural Paper



**B** **TOB5010PN-NP** Polished Nickel | Natural Paper  
**B** **TOB5010HAB-NP** Hand-Rubbed Antique Brass | Natural Paper  
**B** **TOB5010BZ-NP** Bronze | Natural Paper

opposite page

**A** **REED SMALL CHANDELIER**  
 THOMAS O'BRIEN

**TOB5009**  
 H: 30" | W: 20" | Canopy: 5.25" Round  
 Socket: 3 - E12 Candelabra | Bulb: 3 - 60 B  
 Shade: 4" x 5" x 5.75"  
 \* Height Cannot Be Modified in the Field  
 \* Custom Height Available (20" Minimum)

**B** **REED LARGE CHANDELIER**  
 THOMAS O'BRIEN

**TOB5010**  
 H: 37.5" | W: 26.5" | Canopy: 5.25" Round  
 Socket: 8 - E12 Candelabra | Bulb: 8 - 60 B  
 Shade: 4" x 5" x 5.75"  
 \* Height Cannot Be Modified in the Field  
 \* Custom Height Available (30" Minimum)

**Available Options for Reed:**  
 Antique Nickel | Natural Paper (AN-NP)  
 Bronze | Natural Paper (BZ-NP)  
 Hand-Rubbed Antique Brass | Natural Paper (HAB-NP)  
 Polished Nickel | Natural Paper (PN-NP)



**C** **REED EXTRA LARGE CHANDELIER**  
 THOMAS O'BRIEN

**TOB5019**  
 H: 35" | W: 33" | Canopy: 5.25" Round  
 Socket: 16 - E12 Candelabra | Bulb: 16 - 25 B  
 Shade: 4" x 5" x 5.75"

**C** **TOB5019PN-NP** Polished Nickel | Natural Paper

**C** **TOB5019BZ-NP** Bronze | Natural Paper



**A** | **TOB5007BZ-NP**  
Bronze | Natural Paper

**A** | **TOB5007HAB-NP**  
Hand-Rubbed Antique Brass | Natural Paper

**A** | **TOB5007AS-NP**  
Antique Silver | Natural Paper

**A** | **TOB5007PN-NP**  
Polished Nickel | Natural Paper



**B** | **TOB5008HAB-NP**  
Hand-Rubbed Antique Brass | Natural Paper



**B** | **TOB5008AS-NP**  
Antique Silver | Natural Paper



**B** | **TOB5008BZ-NP**  
Bronze | Natural Paper

**A** | **VENDOME SMALL CHANDELIER**  
THOMAS O'BRIEN

**TOB5007**  
O/A H: 42.75" | W: 26" | Canopy: 5.25" Round  
Socket: 4 - E12 Candelabra | Bulb: 4 - 60 B  
Shade: 4" x 5.5" x 6" Candle Clip  
**Additional Options:**  
Brass | Natural Paper | Black Tape (HAB-NP/BT)  
\* Slope Mount Included  
\* Custom Height Available (26" Minimum)

**B** | **VENDOME LARGE CHANDELIER**  
THOMAS O'BRIEN

**TOB5008**  
O/A H: 43" | W: 34" | Canopy: 5.25" Round  
Socket: 8 - E12 Candelabra | Bulb: 8 - 60 B  
Shade: 4" x 5.5" x 6"  
\* Slope Mount Included  
\* Custom Height Available (27" Minimum)



**B** | **BBL5081G-S**  
Gilded | Silk

**A** | **GO LIGHTLY SMALL CHANDELIER**  
BARBARA BARRY  
  
**BBL5080**  
H: 14" | W: 19.75" | Canopy: 4.5" Round  
Socket: 4 - E12 Candelabra | Bulb: 4 - 40 B  
Shade: 5.5" x 6" x 7"



**A** | **BBL5080CW-S**  
China White | Silk

**A** | **BBL5080G-S**  
Gilded | Silk

**A** | **BBL5080C-S**  
Charcoal | Silk

**B** | **GO LIGHTLY MEDIUM CHANDELIER**  
BARBARA BARRY  
  
**BBL5081**  
H: 24.75" | W: 31" | Canopy: 4.5" Round  
Socket: 8 - E12 Candelabra | Bulb: 8 - 40 B  
Shade: 5.5" x 6" x 7"



**B** | **BBL5081CW-S**  
China White | Silk

**B** | **BBL5081G-S**  
Gilded | Silk

**B** | **BBL5081C-S**  
Charcoal | Silk



**A** **TOB5002PN-NP**  
Polished Nickel | Natural Paper

**A** **TOB5002AN-NP**  
Antique Nickel | Natural Paper

**A** **TOB5002HAB-NP**  
Hand-Rubbed Antique Brass | Natural Paper

**A** **TOB5002BZ-NP**  
Bronze | Natural Paper



**B** **TOB5003PN-NP**  
Polished Nickel | Natural Paper

**B** **TOB5003HAB-NP**  
Hand-Rubbed Antique Brass | Natural Paper

**B** **TOB5003BZ-NP**  
Bronze | Natural Paper

**A** **BRYANT SMALL CHANDELIER**  
THOMAS O'BRIEN

**TOB5002**  
H: 48" | W: 26" | Canopy: 7" Round  
Socket: 4 - E26 Keyless | Bulb: 4 - 60 A  
Shade: 4" x 5.5" x 6"  
\* Slope Mount Included  
\* Custom Height Available (28" Minimum)

**B** **BRYANT LARGE CHANDELIER**  
THOMAS O'BRIEN

**TOB5003**  
H: 48" | W: 36" | Canopy: 7" Round  
Socket: 4 - E26 Keyless | Bulb: 4 - 60 A  
Shade: 4" x 5.5" x 6"  
**Additional Options:**  
Antique Nickel | Natural Paper (AN-NP)  
\* Slope Mount Included  
\* Custom Height Available (28" Minimum)

**B** **TOB5003PN-NP**  
Polished Nickel | Natural Paper





**A** **SK5050PN-NP**  
Polished Nickel | Natural Paper



**A** **SK5050HAB-NP**  
Hand-Rubbed Antique Brass | Natural Paper

**A** **CAMILLE SMALL CHANDELIER**  
SUZANNE KASLER

**SK5050**  
H: 25.5" | W: 27.25" | Canopy: 4.25" Round  
Socket: 4 - E12 Candelabra | Bulb: 4 - 40 B  
Shade: 4" x 5.5" x 6"  
**Additional Options:**  
Bronze | Natural Paper (BZ-NP)

**B** **GRENOL MEDIUM MODERN BAMBOO CHANDELIER**  
STUDIO VC

**S5161**  
H: 31.75" | W: 33.25" | Canopy: 5" Round  
Socket: 6 - E12 Candelabra | Bulb: 6 - 40 B  
Shade: 4" x 5" x 6.75"  
**Additional Options:**  
Bronze | Percalé (BZ-PL)



**C** **TOB5046PN-NP**  
Polished Nickel | Natural Paper



**C** **TOB5046HAB-NP**  
Hand-Rubbed Antique Brass | Natural Paper



**C** **TOB5046BZ/HAB-NP**  
Bronze | Brass | Natural Paper



**B** **S5161PN-PL**  
Polished Nickel | Percalé



**B** **S5161HAB-PL**  
Hand-Rubbed Antique Brass | Percalé

opposite page

**C** **CARON LARGE CHANDELIER**  
THOMAS O'BRIEN

**TOB5046**  
H: 40" | Fixture: 16" H | W: 30"  
Canopy: 4.75" Round  
Socket: 8 - E12 Candelabra | Bulb: 8 - 60 C  
Shade: 4" x 5" x 6.5"  
\* Custom Height Available (21" Minimum)

**D** **ZIYI LARGE CHANDELIER**  
THOMAS O'BRIEN

**TOB5016**  
H: 44.5" | W: 33.5" | Canopy: 4.25" Round  
Socket: 8 - E12 Candelabra | Bulb: 8 - 25 B  
Shade: 4" x 4" x 9.5"  
\* Custom Height Available (32" Minimum)



**D** **TOB5016PN-NP**  
Polished Nickel | Natural Paper



**D** **TOB5016HAB-NP**  
Hand-Rubbed Antique Brass | Natural Paper



**D** **TOB5016BZ-NP**  
<<<>>



**A** **TOB5451SG-L**  
Swedish Gray | Linen



**A** **TOB5451AI/EBO-L**  
Aged Iron | Ebonized Oak | Linen



**B** **TOB5452SG-L**  
Swedish Gray | Linen



**B** **TOB5452AI/EBO-L**  
Aged Iron | Ebonized Oak | Linen

opposite page

**A** **PIAF LARGE CHANDELIER**  
THOMAS O'BRIEN

**TOB5451**  
H: 56.75" | Fixture: 18.25" H | W: 39.25"  
Canopy: 4.75" Round  
Socket: 4 - E12 Candelabra | Bulb: 4 - 40 B  
Shade: 2.5" x 6.5" x 5.5"

**B** **PIAF GRANDE CHANDELIER**  
THOMAS O'BRIEN

**TOB5452**  
H: 56.75" | Fixture: 18.25" H | W: 58"  
Canopy: 4.75" Round  
Socket: 6 - E12 Candelabra | Bulb: 6 - 40 B  
Shade: 2.5" x 6.5" x 5.5"



**C** **CHC5315AI-L**  
Aged Iron | Linen

**C** **GABRIEL MEDIUM CHANDELIER**  
E. F. CHAPMAN

**CHC5315**  
H: 22.5" | W: 35" | Canopy: 5.5" Round  
Socket: 6 - E12 Candelabra | Bulb: 6 - 40 B  
Shade: 3.5" x 5" x 8"  
**Additional Options:**  
Plaster White | Linen (PW-L)  
©EFC DESIGNS

**D** **PIETRO SMALL CHANDELIER**  
THOMAS O'BRIEN

**TOB5750**  
H: 34" | W: 33" | Canopy: 5.75" Round  
Socket: 4 - E12 Candelabra | Bulb: 4 - 40 B  
Shade: 4.5" x 5" x 6.5"

**E** **PIETRO GRANDE TWO TIER CHANDELIER**  
THOMAS O'BRIEN

**TOB5760**  
H: 42" | W: 45" | Canopy: 5.75" Round  
Socket: 12 - E12 Candelabra | Bulb: 12 - 40 B  
Shade: 4.5" x 5" x 6.5"



**D** **TOB5750AI-L**  
Aged Iron | Linen



**E** **TOB5760AI-L**  
Aged Iron | Linen





A | **ARN5036HAB-L**  
Hand-Rubbed Antique Brass | Linen



A | **ARN5036PN-L**  
Polished Nickel | Linen



A | **ARN5036HAB-L**  
Hand-Rubbed Antique Brass | Linen

**A CLARKSON CHANDELIER**  
AERIN

**ARN5036**  
H: 58" | Fixture: 31.5" H | W: 35.75"  
Canopy: 4.5" Round  
Socket: 10 - E12 Candelabra | Bulb: 10 - 60 C  
Shade: 3.75" x 6.75" x 7.5"  
\* Custom Height Available (41" Minimum)

**B DRUNMORE LARGE CHANDELIER**  
AERIN

**ARN5018**  
Fixture: 26" H | W: 32.5" | Canopy: 5" Round  
Socket: 8 - E12 Candelabra | Bulb: 8 - 25 B  
Shade: 4.5" x 4.5" x 8.5"



B | **ARN5018PN/CG-L**  
Polished Nickel | Crystal | Linen



B | **ARN5018HAB/CG-L**  
Hand-Rubbed Antique Brass | Crystal | Linen



B | **ARN5018BZ/CG-L**  
Bronze | Crystal | Linen



**A** | **KS5070BSL-L**  
Burnished Silver Leaf | Cream Linen



**A** | **KS5070G-L/BL**  
Gild | Cream Linen | Black Linen

**A** | **WALKER MEDIUM TWO TIER CHANDELIER**  
KATE SPADE NEW YORK

**KS5070**  
H: 54.75" | Fixture: 20.25" H | W: 41"  
Canopy: 4.5" Round  
Socket: 6 - E12 Candelabra | Bulb: 6 - 60 G  
Shade: 10" x 10" x 5.5"



**B** | **NW5070BSL-L**  
Burnished Silver Leaf | Linen



**B** | **NW5070GI-L**  
Gilded Iron | Linen

**B** | **KELLEY LARGE CHANDELIER**  
NIERMANN WEEKS

**NW5070**  
H: 56" | Fixture: 20.25" H | W: 43.75"  
Canopy: 4.75" Round  
Socket: 9 - E12 Candelabra | Bulb: 9 - 40 B  
Shade: 4" x 12" x 6.75"



**C** | **ARN5052G-L**  
Gild | Linen

**C** | **MONTREUIL CHANDELIER**  
AERIN

**ARN5052**  
Fixture: 33.25" H | W: 34.5" | Canopy: 7" Round  
Socket: 10 - E12 Candelabra | Bulb: 10 - 60 B  
Shade: 2.5" x 5" x 8"



**C** | **ARN5052BSL-L**  
Burnished Silver Leaf | Linen

**A FONTAINE MEDIUM TIERED CHANDELIER**  
AERIN

**ARN5204**

H: 45.25" | W: 34.25" | Canopy: 5" Round  
Socket: 8 - E12 Candelabra | Bulb: 8 - 40 B  
Shade: 3" x 5.5" x 9.5"

**B FONTAINE LARGE OFFSET CHANDELIER**  
AERIN

**ARN5205**

Fixture: 33.5" H | W: 39" | Canopy: 5" Round  
Socket: 8 - E12 Candelabra | Bulb: 8 - 40 B  
Shade: 3" x 5.5" x 9.5"

**Additional Options:**

Aged Iron | Linen (AI-L)

**A ARN5204AI-L**  
Aged Iron | Linen



**A ARN5204PL-L**  
Plaster | Linen



**A ARN5204GP-L**  
Gilded Plaster | Linen



**B ARN5205GP-L**  
Gilded Plaster | Linen



**B ARN5205PL-L**  
Plaster White | Linen





**A** | **JN5003PW**  
Plaster White



**A** | **JN5003BSL**  
Burnished Silver Leaf



**C** | **JN5006AGL**  
Antique Gold Leaf



**B** | **JN5004PW**  
Plaster White



**B** | **JN5004AGL**  
Antique Gold Leaf

**C** | **JN5005PW**  
Plaster White



**A** | **ALBERTO SMALL SINGLE TIER CHANDELIER**  
JULIE NEILL

**JN5003**  
H: 34.5" | W: 30" | Canopy: 5.5" Round  
Socket: 6 - E12 Candelabra | Bulb: 6 - 60 G  
**Additional Options:**  
Antique Gold Leaf (AGL)

**B** | **ALBERTO LARGE SINGLE TIER CHANDELIER**  
JULIE NEILL

**JN5004**  
H: 46" | W: 40" | Canopy: 5.5" Round  
Socket: 6 - E12 Candelabra | Bulb: 6 - 60 G  
**Additional Options:**  
Burnished Silver Leaf (BSL)

**C** | **ALBERTO LARGE TWO TIER CHANDELIER**  
JULIE NEILL

**JN5006**  
H: 58.5" | W: 49" | Canopy: 5.5" Round  
Socket: 8 - E12 Candelabra | Bulb: 8 - 60 G  
**Additional Options:**  
Burnished Silver Leaf (BSL)



**A** | **ARN5401PN-WG**  
Polished Nickel | Strie Glass



**A** | **ARN5401HAB-WG**  
Hand-Rubbed Antique Brass | Strie Glass



**A** | **ARN5401HAB-WG**  
Hand-Rubbed Antique Brass | Strie Glass

opposite page

**A** | **CRISTOL MEDIUM CHANDELIER**  
AERIN

**ARN5401**  
O/A H: 46.25" | Fixture: 23.25" H | W: 28"  
Canopy: 6" Round  
Socket: 10 - E12 Candelabra | Bulb: 10 - 40 B  
\* Custom Height Available (26" Minimum)



**B** | **ARN5402PN-WG**  
Polished Nickel | Strie Glass



**B** | **ARN5402HAB-WG**  
Hand-Rubbed Antique Brass | Strie Glass

**B** | **CRISTOL LARGE CHANDELIER**  
AERIN

**ARN5402**  
O/A H: 62" | Fixture: 33" H | W: 33.25"  
Canopy: 6" Round  
Socket: 17 - E12 Candelabra | Bulb: 17 - 25 B  
\* Custom Height Available (41" Minimum)



**C** | **ARN5450PN-WSG**  
Polished Nickel | White Strie Glass



**C** | **ARN5450G-WSG**  
Gild | White Strie Glass

**C** | **LOIRE LARGE CHANDELIER**  
AERIN

**ARN5450**  
H: 55" | Fixture: 20" H | W: 37.25"  
Canopy: 4.25" Round  
Socket: 9 - E12 Candelabra | Bulb: 9 - 40 C



**A** | **S5022HAB-WG**  
Hand-Rubbed Antique Brass | White Glass

**A** | **BISTRO TIERED CHANDELIER**  
IAN K. FOWLER

**S5022**  
H: 60" | Fixture: 29" H | W: 47"  
Canopy: 4.5" Round  
Socket: 12 - E12 Candelabra | Bulb: 12 - 40 B  
**Additional Options:**  
Polished Nickel | Clear Glass (PN-CG)  
\* Custom Height Available (38" Minimum)



**B** | **S5270PN-CG**  
Polished Nickel | Clear Glass

**B** | **S5270HAB/BLK-WG**  
Black | Brass | White Glass

**D** | **S5024PN/BLK-CG**  
Black | Nickel | Clear Glass

opposite page

**B** | **BISTRO SMALL CHANDELIER**  
IAN K. FOWLER

**S5270**  
O/A H: 53" | Fixture: 20.5" H | W: 22.5"  
Canopy: 4.5" Round  
Socket: 12 - E12 Candelabra | Bulb: 12 - 40 G  
\* Custom Height Available (33" Minimum)

**C** | **BISTRO MEDIUM CHANDELIER**  
IAN K. FOWLER

**S5271**  
H: 59.5" | Fixture: 32" H | W: 32"  
Canopy: 4.5" Round  
Socket: 18 - E12 Candelabra | Bulb: 18 - 40 G  
\* Custom Height Available (44" Minimum)

**D** | **BISTRO OBLONG CHANDELIER**  
IAN K. FOWLER

**S5024**  
O/A H: 66" | Fixture: 27" H | W: 53"  
Canopy: 4.5" Round  
Socket: 14 - E12 Candelabra | Bulb: 14 - 40 G  
**Additional Options:**  
Polished Nickel | Clear Glass (PN-CG)  
\* Custom Height Available (34" Minimum)



**C** | **S5271PN-CG**  
Polished Nickel | Clear Glass

**C** | **S5271HAB/BLK-WG**  
Black | Brass | White Glass

**D** | **S5024HAB/BLK-WG**  
Black | Brass | White Glass

**A** PRESCOTT MEDIUM MOBILE CHANDELIER  
kate spade new york

**KS5403**  
H: 35.75" | Fixture: 22.5" H | W: 40"  
Canopy: 7.5" Round  
Socket: 5 - E12 Candelabra | Bulb: 5 - 40 G  
**Additional Options:**  
Polished Nickel | White Glass (PN-WG)  
Soft Brass | Clear Glass (SB-CG)  
\* Custom Height Available (25" Minimum)

**B** PRESCOTT LARGE MOBILE CHANDELIER  
KATE SPADE NEW YORK

**KS5404**  
O/A H: 58.25" | Fixture: 42.75" H | W: 55"  
Canopy: 10" Round  
Socket: 7 - E12 Candelabra | Bulb: 7 - 40 G  
**Additional Options:**  
Polished Nickel | Clear Glass (PN-CG)  
Soft Brass | Clear Glass (SB-CG)  
\* Custom Height Available (48" Minimum)



**A** | **KS5403PN-CG**  
Polished Nickel | Clear Glass

**A** | **KS5403SB-WG**  
Soft Brass | White Glass



**B** | **KS5404PN-CG**  
Polished Nickel | Clear Glass

**B** | **KS5404SB-WG**  
Soft Brass | White Glass

**A** | **KS5403SB-CG**  
Soft Brass | Clear Glass



**C** | **ARN5262PN-CG**  
Polished Nickel | Clear Glass



**C** | **ARN5262HAB-CG**  
Hand-Rubbed Antique Brass | Clear Glass

opposite page

**C** TURENNE LARGE DYNAMIC CHANDELIER  
AERIN

**ARN5262**  
H: 45" | Fixture: 19.5" H | W: 33.5"  
Canopy: 4.25" Round  
Socket: 6 - E12 Candelabra | Bulb: 6 - 40 B  
\* UL Only  
\* Cannot Be Modified in the Field  
\* Custom Height Available (31" Minimum)



**A** | **ARN5009HAB-BLK**  
Hand-Rubbed Antique Brass | Black

**A** | **SOMMERARD LARGE TRIPLE ARM CHANDELIER**  
AERIN

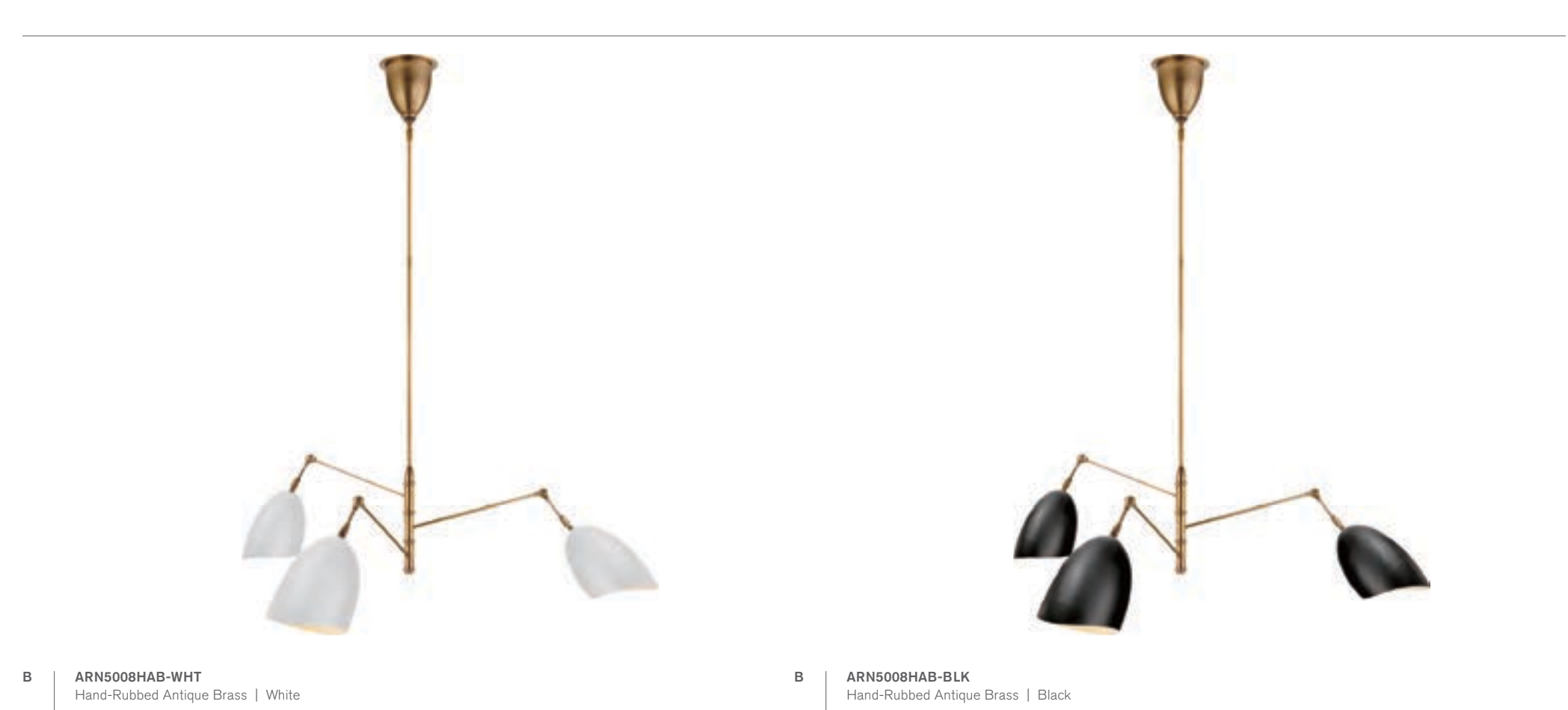
**ARN5009**  
H: 57" | Fixture: 17.5" H | W: 62"  
Canopy: 5.5" Round  
Socket: 3 - E26 Keyless | Bulb: 3 - 60 A  
**Additional Options:**  
Hand-Rubbed Antique Brass | White (HAB-WHT)  
\* Custom Height Available (28" Minimum)

**B** | **SOMMERARD MEDIUM TRIPLE ARM CHANDELIER**  
AERIN

**ARN5008**  
O/A H: 53.5" | Fixture: 10" H | W: 50"  
Canopy: 5.5" Round  
Socket: 3 - E26 Keyless | Bulb: 3 - 40 A  
\* Cannot Be Modified in the Field  
\* Custom Height Available (23" Minimum)

**C** | **SOMMERARD MEDIUM FIVE-LIGHT CHANDELIER**  
AERIN

**ARN5010**  
H: 70.25" | Fixture: 35.5" H | W: 46"  
Canopy: 5.5" Round  
Socket: 5 - E26 Keyless | Bulb: 5 - 60 A



**B** | **ARN5008HAB-WHT**  
Hand-Rubbed Antique Brass | White

**B** | **ARN5008HAB-BLK**  
Hand-Rubbed Antique Brass | Black



**C** | **ARN5010HAB-WHT**  
Hand-Rubbed Antique Brass | White

**C** | **ARN5010HAB-BLK**  
Hand-Rubbed Antique Brass | Black





**A** | **ARN5006WHT**  
White

**A** | **ARN5006HAB**  
Hand-Rubbed Antique Brass

opposite page

**A** | **CHARLTON LARGE TRIPLE ARM CHANDELIER**  
AERIN

**ARN5006**  
H: 47" | Fixture: 11.25" H | W: 55.25"  
Canopy: 5.25" Round  
Socket: 3 - E26 Keyless | Bulb: 3 - 40 A  
**Additional Options:**  
Black (BLK)

**B** | **CHARLTON GRANDE TRIPLE ARM CHANDELIER**  
AERIN

**ARN5007**  
H: 46" | Fixture: 10.5" H | W: 96"  
Canopy: 5.25" Round  
Socket: 3 - E26 Keyless | Bulb: 3 - 40 A  
**Additional Options:**  
Hand-Rubbed Antique Brass (HAB)  
White (WHT)



**C** | **ARN5501HAB-WHT**  
Hand-Rubbed Antique Brass | White

**C** | **ARN5501HAB-BLK**  
Hand-Rubbed Antique Brass | Black



**B** | **ARN5007BLK**  
Black

**C** | **GRAPHIC LARGE TWO-TIER CHANDELIER**  
AERIN

**ARN5501**  
H: 51.5" | Fixture: 12.25" H | W: 38"  
Canopy: 5.5" Round  
Socket: 8 - E12 Candelabra | Bulb: 8 - 40 B  
\* Custom Height Available (24" Minimum)

**D** | **GRAPHIC GRANDE FOUR-TIER CHANDELIER**  
AERIN

**ARN5503**  
H: 69.75" | Fixture: 28.25" H | W: 73"  
Canopy: 7.75" Round  
Socket: 16 - E12 Keyless | Bulb: 16 - 40 B  
**Additional Options:**  
Hand-Rubbed Antique Brass | White (HAB-WHT)



**D** | **ARN5503HAB-BLK**  
Hand-Rubbed Antique Brass | Black



**A** | **KW5020G-CG**  
Gild | Clear Glass

**A** | **KW5020AI-CG**  
Aged Iron | Clear Glass



**B** | **KW5021G-CG**  
Gild | Clear Glass

**B** | **KW5021AI-CG**  
Aged Iron | Clear Glass

**C** | **KW5022G-CG**  
Gild | Clear Glass



**B** | **KW5021AI-CG**  
Aged Iron | Clear Glass

**A** | **CUBIST SMALL CHANDELIER**  
KELLY WEARSTLER

**KW5020**  
Fixture: 25.5" H | W: 22" | Canopy: 4.5" Square  
Socket: E26 Keyless | Bulb: 60 A

**B** | **CUBIST MEDIUM CHANDELIER**  
KELLY WEARSTLER

**KW5021**  
Fixture: 36" H | W: 31.25" | Canopy: 4.5" Square  
Socket: 4 - E12 Candelabra | Bulb: 4 - 60 B

**C** | **CUBIST LARGE CHANDELIER**  
KELLY WEARSTLER

**KW5022**  
Fixture: 51.25" H | W: 45.25" | Canopy: 6" Square  
Socket: 5 - E12 Candelabra | Bulb: 5 - 60 B  
**Additional Options:**  
Aged Iron | Clear Glass (AI-CG)



B CHC3112AI  
Aged Iron



A LAWRENCE SMALL SPUTNIK CHANDELIER  
E. F. CHAPMAN

CHC3111  
H: 20" | W: 20" | Canopy: 5.5" Round  
Socket: 20 - E12 Candelabra | Bulb: 20 - 40 B  
©EFC DESIGNS



A CHC3111PN  
Polished Nickel



A CHC3111G  
Gild



A CHC3111AI  
Aged Iron

B LAWRENCE MEDIUM SPUTNIK CHANDELIER  
E. F. CHAPMAN

CHC3112  
H: 30" | W: 30" | Canopy: 5.5" Round  
Socket: 20 - E12 Candelabra | Bulb: 20 - 40 B  
©EFC DESIGNS



B CHC3112PN  
Polished Nickel



B CHC3112G  
Gild



B CHC3112AI  
Aged Iron



**A STRADA MEDIUM ROUND CHANDELIER**  
KELLY WEARSTLER

**KW5071**  
Fixture: 28.25" H | W: 28" | Canopy: 4.75" Round  
Socket: 20 - E12 Candelabra | Bulb: 20 - 40 C

**B STRADA LARGE ROUND CHANDELIER**  
KELLY WEARSTLER

**KW5072**  
H: 40.75" | W: 40.25" | Canopy: 4.75" Round  
Socket: 20 - E12 Candelabra | Bulb: 20 - 40 C  
**Additional Options:**  
Burnished Silver Leaf (BSL)

A | **KW5071G**  
Gild



A | **KW5071PN**  
Polished Nickel

A | **KW5071G**  
Gild

A | **KW5071BSL**  
Burnished Silver Leaf

A | **KW5071AI**  
Aged Iron



B | **KW5072PN**  
Polished Nickel

B | **KW5072G**  
Gild

B | **KW5072AI**  
Aged Iron



A | **KW5074PN**  
Polished Nickel

A | **KW5074G**  
Gild



B | **KW5075BSL**  
Burnished Silver Leaf

B | **KW5075AI**  
Aged Iron

**A STRADA MEDIUM OVAL CHANDELIER**  
KELLY WEARSTLER

**KW5074**  
Fixture: 26.5" H | W: 38" | Canopy: 4.75" Round  
Socket: 20 - E12 Candelabra | Bulb: 20 - 40 C  
**Additional Options:**  
Aged Iron (AI)  
Burnished Silver Leaf (BSL)

**B STRADA LARGE OVAL CHANDELIER**  
KELLY WEARSTLER

**KW5075**  
H: 36" | W: 50" | Canopy: 4.75" Round  
Socket: 20 - E12 Candelabra | Bulb: 20 - 40 C  
**Additional Options:**  
Gild (G)  
Polished Nickel (PN)

opposite page

**C STRADA RING CHANDELIER**  
KELLY WEARSTLER

**KW5181**  
H: 25.75" | W: 40" | Canopy: 5.5" Round  
Socket: 16 - E12 Candelabra | Bulb: 16 - 40 C  
**Additional Options:**  
Burnished Silver Leaf (BSL)  
Gild (G)  
Polished Nickel (PN)

**D STRADA SMALL CHANDELIER**  
KELLY WEARSTLER

**KW5077**  
Fixture: 23.75" H | W: 9.25" | Canopy: 4.75" Round  
Socket: E26 Keyless | Bulb: 60 A  
**Additional Options:**  
Burnished Silver Leaf (BSL)  
Aged Iron (AI)



C | **KW5181AI**  
Aged Iron



D | **KW5077PN**  
Polished Nickel



D | **KW5077G**  
Gild



**A** | **JN5063WHT**  
Matte White



**A** | **JN5063GI**  
Gilded Iron

**A LUNA MEDIUM CHANDELIER**  
JULIE NEILL

**JN5063**  
H: 55.75" | Fixture: 22" H | W: 20"  
Canopy: 5" Round  
Socket: 16 - E12 Candelabra | Bulb: 16 - 25 B  
\* Custom Height Available (26" Minimum)

**B LUNA LARGE CHANDELIER**  
JULIE NEILL

**JN5064**  
H: 65" | Fixture: 31.5" H | W: 30"  
Canopy: 5" Round  
Socket: 16 - E12 Candelabra | Bulb: 16 - 40 B



**B** | **JN5064WHT**  
Matte White



**B** | **JN5064GI**  
Gilded Iron

opposite page

**C DUMAINE MEDIUM PIERCED LEAF CHANDELIER**  
JULIE NEILL

**JN5517**  
H: 33.5" | W: 41.75" | Canopy: 6" Round  
Socket: 6 - E12 Candelabra | Bulb: 6 - 60 C

**D MANDEVILLE LINEAR CHANDELIER**  
JULIE NEILL

**JN5070**  
H: 29" | W: 42" | Ext: 24"  
Canopy: 4.75" Round  
Socket: 6 - E12 Candelabra | Bulb: 6 - 40 G



**C** | **JN5517PN**  
Polished Nickel



**C** | **JN5517AB**  
Antique-Burnished Brass



**D** | **JN5070PW**  
Plaster White



**D** | **JN5070AGL**  
Antique Gold Leaf



**A** | **CHC5163WHT/G**  
White | Gild

**A** | **CHC5163BSL**  
Burnished Silver Leaf

**B** | **CHC5165G**  
Gild

**B** | **CHC5165MBK/G**  
Matte Black | Gild



**C** | **CHC5157WHT/G**  
White | Gild

**C** | **CHC5157BSL**  
Burnished Silver Leaf

**D** | **CHC5158G**  
Gild

**D** | **CHC5158MBK/G**  
Matte Black | Gild

**A CYNARA SMALL CHANDELIER**  
E. F. CHAPMAN

**CHC5163**  
H: 15.25" | W: 16.75" | Canopy: 5.5" Round  
Socket: E26 Keyless | Bulb: 100 A  
©EFC DESIGNS

**B CYNARA MEDIUM CHANDELIER**  
E. F. CHAPMAN

**CHC5165**  
Fixture: 21" H | W: 22.5" | Canopy: 6.75" Round  
Socket: E26 Keyless | Bulb: 100 A  
©EFC DESIGNS

**C CYNARA LARGE CHANDELIER**  
E. F. CHAPMAN

**CHC5157**  
Fixture: 27" H | W: 29" | Canopy: 8.75" Round  
Socket: E26 Keyless | Bulb: 100 A  
©EFC DESIGNS

**D CYNARA GRANDE CHANDELIER**  
E. F. CHAPMAN

**CHC5158**  
H: 33.25" | W: 36" | Canopy: 8.75" Round  
Socket: 6 - E12 Candelabra | Bulb: 6 - 40 C  
©EFC DESIGNS

**Available Options for Cynara:**  
Burnished Silver Leaf (BSL)  
Gild (G)  
Matte Black | Gild (MBK/G)  
White | Gild (WHT/G)

**C** | **CHC5157WHT/G**  
White | Gild




**B** | **CHC5165WHT/G**  
White | Gild



**A HATTON SMALL CHANDELIER**  
BARRY GORALNICK  
**S5047**  
H: 16" | W: 14.75" | Canopy: 6" Round  
Socket: 4 - E12 Candelabra | Bulb: 4 - 60 C

**B HATTON LARGE CHANDELIER**  
BARRY GORALNICK  
**S5048**  
H: 37" | W: 31.25" | Canopy: 6" Round  
Socket: 4 - E12 Candelabra | Bulb: 4 - 60 C

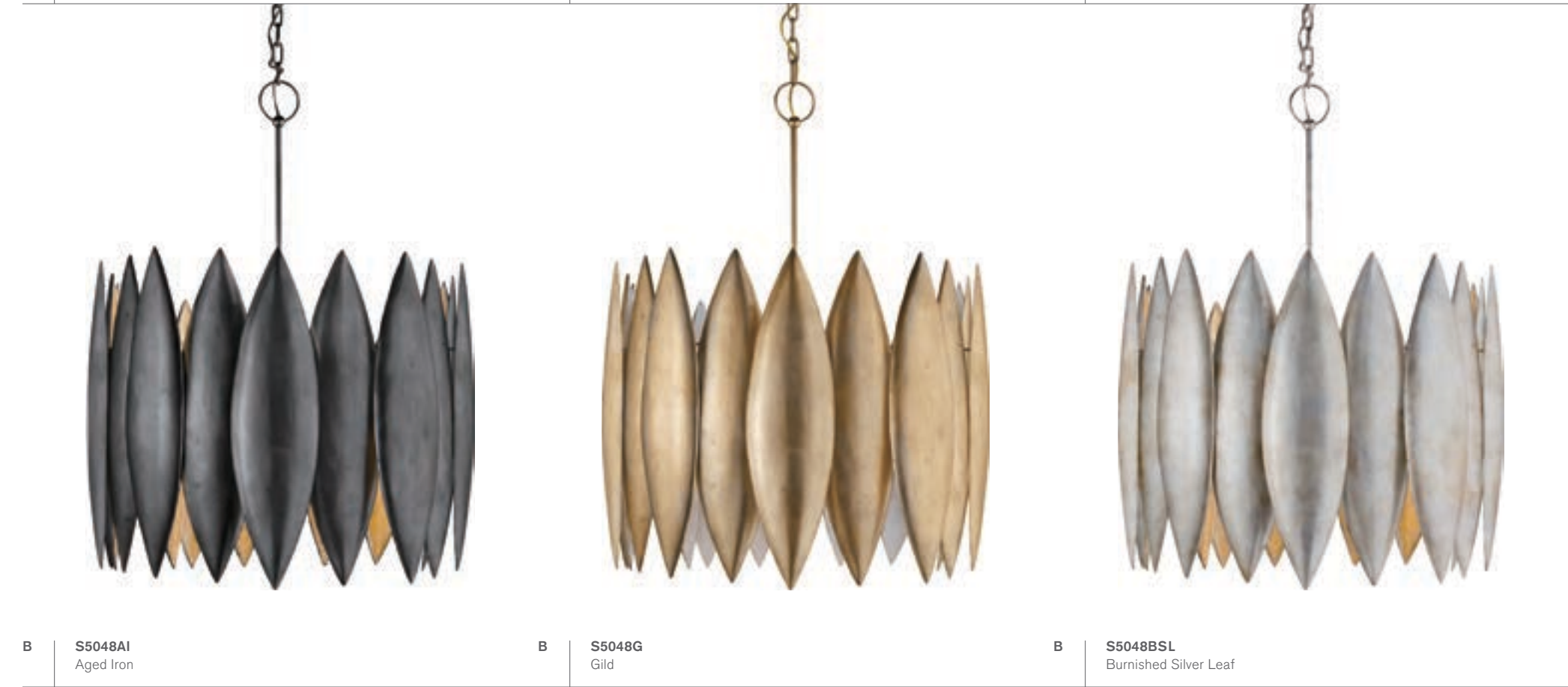
**B S5048BSL**  
Burnished Silver Leaf



**A S5047AI**  
Aged Iron

**A S5047G**  
Gild

**A S5047BSL**  
Burnished Silver Leaf



**B S5048AI**  
Aged Iron

**B S5048G**  
Gild

**B S5048BSL**  
Burnished Silver Leaf





**A** | **ARN5001PW**  
Plaster White

**A** | **ARN5001BSL**  
Burnished Silver Leaf

**A** | **ARN5001G**  
Gild



**B** | **ARN5011PW**  
Plaster White

**B** | **ARN5011BSL**  
Burnished Silver Leaf

**B** | **ARN5011G**  
Gild

**A** | **HAMPTON MEDIUM CHANDELIER**  
AERIN  
**ARN5001**  
H: 9.25" | W: 21.5" | Canopy: 6" Round  
Socket: 3 - E12 Candelabra | Bulb: 3 - 60 C

**B** | **HAMPTON LARGE CHANDELIER**  
AERIN  
**ARN5011**  
Fixture: 10.5" H | W: 25.5" | Canopy: 6" Round  
Socket: 6 - E12 Candelabra | Bulb: 6 - 60 C

opposite page

**C** | **BENIT MEDIUM CHANDELIER**  
AERIN  
**ARN5426**  
H: 29.75" | W: 32" | Canopy: 6.25" Round  
Socket: 4 - E12 Candelabra | Bulb: 4 - 40 B  
**Additional Options:**  
Burnished Silver Leaf (BSL)  
Gild | Gilded Plaster (GP)



**C** | **ARN5426PW**  
Plaster White



**A ROSEHILL LARGE CHANDELIER**  
AERIN  
  
**ARN5111**  
H: 30.25" | W: 21" | Canopy: 5.75" Round  
Socket: 4 - E12 Candelabra  
Bulb: 4 - 60 C

**B MEZAN MEDIUM CHANDELIER**  
AERIN  
  
**ARN5330**  
H: 31.5" | W: 22.25" | Canopy: 6" Round  
Socket: 4 - E12 Candelabra  
Bulb: 4 - 40 C



**D CHARLES SMALL CHANDELIER**  
ALEXA HAMPTON  
  
**AH5000**  
H: 21.5" | W: 14" | Canopy: 5" Round  
Socket: 3 - E12 Candelabra | Bulb: 3 - 40 C

**E CHARLES LARGE CHANDELIER**  
ALEXA HAMPTON  
  
**AH5002**  
H: 23" | W: 28" | Canopy: 5.25" Round  
Socket: 3 - E26 Keyless | Bulb: 3 - 60 B  
\* Custom Height Available



**D AH5000ALB**  
Alabaster | Bronze

**E AH5002ALB**  
Alabaster | Bronze

**A ARN5111PN-WG**  
Polished Nickel | Strie Glass

**A ARN5111HAB-WG**  
Hand-Rubbed Antique Brass | Strie Glass

**C KW5618PN-ALB**  
Polished Nickel | Alabaster



**C MELANGE SMALL PENDANT**  
KELLY WEARSTLER  
  
**KW5618**  
H: 63.75" | Fixture: 30" H | W: 15"  
Canopy: 4.75" Round  
Socket: 3 - E12 Candelabra  
Bulb: 3 - 4.5 LED B  
**Additional Options:**  
Bronze | Alabaster (BZ-ALB)



**C KW5618AB-ALB**  
Antique-Burnished Brass | Alabaster

**F O'CONNOR CHANDELIER**  
AERIN  
  
**ARN5202**  
H: 30.75" | W: 16" | Canopy: 5.5" Round  
Socket: 3 - E12 Candelabra | Bulb: 3 - 60 C

**G FLUTED BAND MEDIUM CHANDELIER**  
E. F. CHAPMAN  
  
**CHC2149**  
H: 30.5" | W: 18.25" | Canopy: 6.25" Round  
Socket: 2 - E26 Keyless | Bulb: 2 - 60 A  
\* Custom Height Available (20" Minimum)  
©EFC DESIGNS



**F ARN5202HAB/ALB**  
Hand-Rubbed Antique Brass | Alabaster

**G CHC2149ALB**  
Alabaster | Brass



CEILING | LINEAR



A KW5550G-FA  
Gild | Frosted Acrylic

A UTOPIA LARGE LINEAR PENDANT  
KELLY WEARSTLER

**KW5550**  
H: 30.5" | Fixture: 7.5" H | W: 60.25"  
Canopy: 4" x 36" Rec.  
Socket: 6 - E26 Keyless | Bulb: 6 - 14.5 LED A  
\* Custom Height Available (18" Minimum)



A KW5550G-FA  
Gild | Frosted Acrylic

A KW5550AI-FA  
Aged Iron | Frosted Acrylic

B STRADA LARGE LINEAR CHANDELIER  
KELLY WEARSTLER

**KW5182**  
H: 22" | W: 60" x 12" | Canopy: 4.5" Round  
Socket: 16 - E12 Candelabra | Bulb: 16 - 25 B  
**Additional Options:**  
Burnished Silver Leaf (BSL)  
Polished Nickel (PN)  
\* Requires Special Assembly and Installation



B KW5182G  
Gild

B KW5182AI  
Aged Iron



**A** | **PB5200PN**  
Polished Nickel

**A** | **PB5200MBK**  
Matte Black



**B** | **KW5523PN-FG**  
Polished Nickel | Frosted Glass

**B** | **KW5523BZ-FG**  
Bronze | Frosted Glass



**B** | **KW5523AB-FG**  
Antique-Burnished Brass | Frosted Glass

**A** | **DOT LARGE TRIPLE PENDANT**  
PETER BRISTOL

**PB5200**  
H: 42.5" | Fixture: 8" H | W: 60"  
Ext: 30.5" | Canopy: 6" Round  
LED: 45w

**Additional Options:**  
Natural Brass (NB)  
\* Custom Height Available (14" Minimum)

**B** | **AVANT LARGE LINEAR PENDANT**  
KELLY WEARSTLER

**KW5523**  
H: 37.75" | Fixture: 4" H | W: 60"  
Canopy: 6" x 36" Rec.  
Socket: 5 - E17 Keyless | Bulb: 5 - 40 T  
\* Custom Height Available (7" Minimum)



**A** | **KW5591PN-SG**  
Polished Nickel | Seeded Glass

**A** | **KW5591AB-SG**  
Antique-Burnished Brass | Seeded Glass

**A** | **KW5591BZ-EC**  
Bronze | Etched Crystal



**B** | **KW5317PN-L**  
Polished Nickel | Linen

**B** | **KW5317AB-L**  
Antique-Burnished Brass | Linen

**B** | **KW5317BZ-L**  
Bronze | Linen

opposite page

**A** | **ROUSSEAU MEDIUM LINEAR CHANDELIER**  
KELLY WEARSTLER

**KW5591**  
H: 63.75" | Fixture: 26.5" H | W: 29.25"  
Canopy: 4.5" Round | LED: 8w  
**Additional Options:**  
Antique-Burnished Brass | Etched Crystal (BZ-EC)  
Polished Nickel | Etched Crystal (PN-EC)  
Bronze | Seeded Glass (BZ-SG)

**B** | **FORZA MEDIUM GATHERED LINEAR LANTERN**  
KELLY WEARSTLER

**KW5317**  
H: 48.5" | Fixture: 33.75" H | W: 40"  
Canopy: 6" x 28" Oval  
Socket: 6 - E26 Keyless | Bulb: 6 - 40 T  
Shade: 40" x 15" x 16" Rec.

**C** | **LR5910HAB-CG**  
Hand-Rubbed Antique Brass | Crystal



**C** | **FASCIO MEDIUM LINEAR CHANDELIER**  
LAUREN ROTTET

**LR5910**  
H: 41.75" | Fixture: 4" H | W: 38"  
Canopy: 4.5" x 10" Decorative | LED: 25w  
**Additional Options:**  
Bronze | Crystal (BZ-CG)  
Polished Nickel | Crystal (PN-CG)



**A** | **ARN5312PN-CG**  
Polished Nickel | Clear Glass

**A** | **ARN5312HAB-CG**  
Hand-Rubbed Antique Brass | Clear Glass

**A ALPINE MEDIUM LINEAR CHANDELIER**  
AERIN

**ARN5312**  
H: 44.25" | Fixture: 16.25" H | W: 45.25"  
Canopy: 4.5" x 16" Rec.  
Socket: 16 - E12 Candelabra | Bulb: 16 - 60 C  
**Additional Options:**  
Hand-Rubbed Antique Brass | White Glass (HAB-WG)  
Polished Nickel | White Glass (PN-WG)

**B BONNINGTON LARGE LINEAR CHANDELIER**  
AERIN

**ARN5127**  
H: 15.25" | W: 55" x 24.5" | Canopy: 6" x 38" Oval  
Socket: 24 - E12 Candelabra | Bulb: 24 - 25 B  
\* Requires Special Assembly and Installation



**C** | **SK5055PN-NP**  
Polished Nickel | Natural Paper

**C** | **SK5055HAB-NP**  
Hand-Rubbed Antique Brass | Natural Paper



**B** | **ARN5127PN-CG**  
Polished Nickel | Crystal

**B** | **ARN5127HAB-CG**  
Hand-Rubbed Antique Brass | Crystal

opposite page

**C CAMILLE MEDIUM LINEAR CHANDELIER**  
SUZANNE KASLER

**SK5055**  
H: 26" | W: 53.25" | Canopy: 5" x 16" Rec.  
Socket: 5 - E12 Candelabra | Bulb: 5 - 40 B  
Shade: 4" x 5.5" x 6"  
**Additional Options:**  
Bronze | Natural Paper (BZ-NP)

**D LIAISON LARGE LINEAR CHANDELIER**  
KELLY WEARSTLER

**KW5203**  
H: 22.5" | W: 62" | Canopy: 4.5" x 29.75" Rec.  
Socket: 6 - E12 Candelabra | Bulb: 6 - 60 C  
**Additional Options:**  
Bronze | Crackle Glass (BZ-CRG)



**D** | **KW5203PN-CRG**  
Polished Nickel | Crackle Glass

**D** | **KW5203AB-CRG**  
Antique-Burnished Brass | Crackle Glass



**A** | **S5177PN-CG**  
Polished Nickel | Clear Glass



**A** | **S5177HAB-CG**  
Hand-Rubbed Antique Brass | Clear Glass

opposite page

**A** | **PRESIDIO LARGE LINEAR LANTERN**  
IAN K. FOWLER

**S5177**  
O/A H: 61" | Fixture: 15.5" H | W: 54"  
Canopy: 4.75" x 50" Rec.  
Socket: 5 - E26 Keyless | Bulb: 5 - 60 T  
\* Custom Height Available (24" Minimum)

**B** | **PALOMAR LARGE ROTATING LINEAR CHANDELIER**  
IAN K. FOWLER

**S5140**  
H: 44.25" | Fixture: 24" H | W: 60"  
Canopy: 4.75" x 38.5" Rec.  
Socket: 24 - G9 Keyless | Bulb: 24 - 2w LED  
\* Bulbs Included



**C** | **TOB5705PN-CG**  
Polished Nickel | Clear Glass



**B** | **S5140PN-CA**  
Polished Nickel | Clear Acrylic



**B** | **S5140HAB-CA**  
Hand-Rubbed Antique Brass | Clear Acrylic

**C** | **IRIS QUATRO LINEAR PENDANT**  
THOMAS O'BRIEN

**TOB5705**  
Fixture: 9.5" H | W: 36.75" | Canopy: 6" x 34.5" Rec.  
Socket: 4 - E26 Keyless | Bulb: 4 - 60 G  
**Additional Options:**  
Hand-Rubbed Antique Brass | Clear Glass (HAB-CG)  
\* Custom Height Available (15" Minimum)



**C** | **TOB5705BZ/HAB-CG**  
Bronze | Brass | Clear Glass





A | **S5015PN**  
Polished Nickel | Clear Glass

**A BELDEN LINEAR LANTERN**  
IAN K. FOWLER

**S5015**  
H: 53" | Fixture: 14" H | W: 56"  
Canopy: 4.5" x 44" Rec.  
Socket: 6 - E26 Keyless | Bulb: 6 - 60 T  
**Additional Options:**  
Aged Iron | Clear Glass (AI)  
\* Custom Height Available (26" Minimum)



B | **S5195PN-CG**  
Polished Nickel | Clear Glass



B | **S5195AI-CG**  
Aged Iron | Clear Glass

opposite page

**B HALLE LARGE LINEAR PENDANT**  
IAN K. FOWLER

**S5195**  
H: 55.5" | Fixture: 19.5" H | W: 56"  
Ext: 9.5" | Canopy: 4" x 44" Rec.  
Socket: 6 - E26 Keyless | Bulb: 6 - 40 T  
\* Custom Height Available (30" Minimum)



C | **S5327PN-L**  
Polished Nickel | Linen



C | **S5327AI-L**  
Aged Iron | Linen

**C MILO LARGE LINEAR PENDANT**  
IAN K. FOWLER

**S5327**  
H: 47.5" | Fixture: 10.5" H | W: 43" x 9.5"  
Canopy: 4.25" x 37.75" Rec.  
Socket: 7 - E12 Candelabra | Bulb: 7 - 40 B  
\* Requires Special Assembly and Installation  
\* Custom Height Available (17" Minimum)



**A** | **CHC2168AI**  
Aged Iron



**A** | **CHC2168GI**  
Gilded Iron



**A** | **CHC2168PN**  
Polished Nickel



**B** | **CHC2156GI**  
Gilded Iron



**B** | **CHC2156PN**  
Polished Nickel

**C** | **CHC2166AI**  
Aged Iron



**A** | **DARLANA SMALL LINEAR LANTERN**  
E. F. CHAPMAN

**CHC2168**  
H: 19" | W: 30" | Ext: 13"  
Canopy: 4.5" x 16" Rec.  
Socket: 4 - E12 Candelabra | Bulb: 4 - 60 C  
©EFC DESIGNS

**B** | **DARLANA MEDIUM LINEAR LANTERN**  
E. F. CHAPMAN

**CHC2156**  
Fixture: 20.25" H | W: 41" | Canopy: 4.5" x 20" Rec.  
Socket: 5 - E12 Candelabra | Bulb: 5 - 60 C  
**Additional Options:**  
Aged Iron (AI)  
©EFC DESIGNS

**C** | **DARLANA LARGE LINEAR LANTERN**  
E. F. CHAPMAN

**CHC2166**  
H: 25.75" | W: 54" | Ext: 17"  
Canopy: 6" x 26.5" Rec.  
Socket: 6 - E12 Candelabra | Bulb: 6 - 60 C  
**Additional Options:**  
Antique-Burnished Brass (AB)  
©EFC DESIGNS



A PLANTATION LARGE LINEAR PENDANT  
E. F. CHAPMAN

**CHC5438**  
 Fixture: 29" H | W: 54"  
 Canopy: 6" x 28.5" Rec.  
 Socket: 7 - E12 Candelabra | Bulb: 7 - 60 C  
 ©EFC DESIGNS

A CHC5438AB-CG  
 Antique-Burnished Brass | Clear Glass



A CHC5438PN-CG  
 Polished Nickel | Clear Glass



A CHC5438AB-CG  
 Antique-Burnished Brass | Clear Glass



A CHC5438AN-CG  
 Antique Nickel | Clear Glass



A CHC5438BZ-CG  
 Bronze | Clear Glass



A CHC2183GI  
Gilded Iron

A **DARLANA LARGE FANCY LINEAR LANTERN**  
E. F. CHAPMAN  
  
CHC2183  
Fixture: 28" H | W: 51.75" | Canopy: 6" x 28.5" Rec.  
Socket: 8 - E12 Candelabra | Bulb: 8 - 40 C  
©EFC DESIGNS



A CHC2183AI  
Aged Iron

opposite page  
  
B **CADDO MEDIUM LINEAR LANTERN**  
JULIE NEILL  
  
JN5023  
H: 28.25" | W: 44.75" x 19" | Canopy: 5.5" x 24" Rec.  
Socket: 10 - E12 Candelabra | Bulb: 10 - 60 C

C **CADDO LARGE LINEAR LANTERN**  
JULIE NEILL  
  
JN5025  
H: 31" | W: 56" x 17" | Ext: 17"  
Canopy: 5.5" x 34.5" Rec.  
Socket: 7 - E12 Candelabra | Bulb: 7 - 60 C  
**Additional Options:**  
Celadon | Gild | Clear Glass (CEL/G-CG)  
\* Requires Special Assembly and Installation



B JN5023SW/G-CG  
Soft White | Gild | Clear Glass

B JN5023CEL/G-CG  
Celadon | Gild | Clear Glass

B JN5023MBK/G-CG  
Matte Black | Gild | Clear Glass



C JN5025SW/G-CG  
Soft White | Gild | Clear Glass



C JN5025MBK/G-CG  
Matte Black | Gild | Clear Glass



**A** | **CHC5495GI**  
Gilded Iron



**A** | **CHC5495AI**  
Aged Iron



**B** | **CHC5495GI-L**  
Gilded Iron | Linen



**B** | **CHC5495AI-L**  
Aged Iron | Linen

opposite page

**A** | **FLEMISH LARGE LINEAR PENDANT**  
E. F. CHAPMAN

**CHC5495**  
Fixture: 28" H | W: 50" | Canopy: 6" x 19" Rec.  
Socket: 11 - E12 Candelabra | Bulb: 40 C  
©EFC DESIGNS

**B** | **FLEMISH LARGE LINEAR PENDANT**  
E. F. CHAPMAN

**CHC5495**  
Fixture: 28" H | W: 50" | Canopy: 6" x 19" Rec.  
Socket: 11 - E12 Candelabra | Bulb: 40 C  
Shade: 11 - 4" x 5.5" x 4.5"  
©EFC DESIGNS



**C** | **SL5863PN**  
Polished Nickel



**C** | **SL5863HAB**  
Hand-Rubbed Antique Brass

**C** | **LINEAR BRANCHED CHANDELIER**  
E. F. CHAPMAN

**SL5863**  
H: 52" | W: 35" | Canopy: 5.25" Round  
Socket: 10 - E12 Candelabra | Bulb: 10 - 60 C  
**Additional Options:**  
Antique Nickel (AN)  
Bronze (BZ)  
\* CHS104NP Shades Sold Separately  
\* Use 40 Bulb Frosted Type "B" with Clip On Shade  
\* Custom Height Available (24" Minimum)  
©EFC DESIGNS

**D** | **LINEAR BRANCHED CHANDELIER**  
E. F. CHAPMAN

**SL5863**  
H: 52" | W: 36" | Canopy: 5.25" Round  
Socket: 10 - E12 Candelabra | Bulb: 10 - 60 C |  
Shade: 2 - 36.5" x 37" x 6.5" Rec.  
**Additional Options:**  
Hand-Rubbed Antique Brass | Natural Paper (HAB-NP2)  
Polished Nickel | Natural Paper Rectangle (PN-NP2)  
\* Custom Height Available (32" Minimum)  
©EFC DESIGNS



**D** | **SL5863AN-NP2**  
Antique Nickel | Natural Paper Rectangle



**D** | **SL5863BZ-NP2**  
Bronze | Natural Paper Rectangle



A **CHC1605PN**  
Polished Nickel



A **CHC1605AB**  
Antique-Burnished Brass



A **CHC1605AN**  
Antique Nickel



A **CHC1605BZ**  
Bronze

opposite page

A **LAUNCETON LARGE LINEAR PENDANT**  
E. F. CHAPMAN

**CHC1605**  
Fixture: 30" H | W: 52" | Ext: 4.25"  
Canopy: 5.25" Round  
Socket: 5 - E12 Candelabra | Bulb: 5 - 60 C  
©EFC DESIGNS



B **SL5811PN-NP**  
Polished Nickel | Natural Paper



B **SL5811HAB-NP**  
Hand-Rubbed Antique Brass | Natural Paper



B **CLASSIC LINEAR CHANDELIER**  
E. F. CHAPMAN

**SL5811**  
H: 37.5" | W: 45.25" | Canopy: 5.5" Round  
Socket: 5 - E12 Candelabra | Bulb: 5 - 40 B  
Shade: 3" x 6.5" x 5"  
©EFC DESIGNS

B **SL5811AN-NP**  
Antique Nickel | Natural Paper



B **SL5811BZ-NP**  
Bronze | Natural Paper

**A FONTAINE LINEAR CHANDELIER**  
AERIN

**ARN5201**  
H: 39" | W: 45.25" | Canopy: 6" Round  
Socket: 6 - E12 Candelabra | Bulb: 6 - 40 B  
Shade: 3" x 5.5" x 9.5"

**B ETOILE LINEAR CHANDELIER**  
IAN K. FOWLER

**S5316**  
H: 64" | Fixture: 23.5" H | W: 48"  
Canopy: 5.5" Round  
Socket: 4 - E12 Candelabra | Bulb: 4 - 60 B  
Shade: 4.5" x 5.5" x 6.5"



**A ARN5201PL-L**  
Plaster | Linen



**A ARN5201GP-L**  
Gilded Plaster | Linen



**A ARN5201AI-L**  
Aged Iron | Linen



**B S5316GI-NP**  
Gilded Iron | Natural Paper



**B S5316BR-NP**  
Blackened Rust | Natural Paper



**A** | **CHC1481PN-L**  
Polished Nickel | Linen



**A** | **CHC1481BZ-L**  
Bronze | Linen



**B** | **CHC1482AB-L**  
Antique-Burnished Brass | Linen



**C** | **CHC5102AB-AB**  
Antique-Burnished Brass | Brass

opposite page

**A** | **GROSVENOR LINEAR DOUBLE PENDANT**  
E. F. CHAPMAN

**CHC1481**  
H: 42.5" | W: 51" | Canopy: 6" Round  
Socket: 4 - E26 Keyless | Bulb: 4 - 75 A  
Shade: 12" x 15" x 10.5"  
**Additional Options:**  
Antique-Burnished Brass | Linen (AB-L)  
Antique Nickel | Linen (AN-L)  
\* Custom Height Available (28" Minimum)  
©EFC DESIGNS

**B** | **GROSVENOR LINEAR TRIPLE PENDANT**  
E. F. CHAPMAN

**CHC1482**  
H: 42.5" | W: 74.5" | Canopy: 6" Round  
Socket: 6 - E26 Keyless | Bulb: 6 - 75 A  
Shade: 12" x 15" x 10.5"  
**Additional Options:**  
Antique Nickel | Linen (AN-L)  
Bronze | Linen (BZ-L)  
Polished Nickel | Linen (PN-L)  
\* Custom Height Available (28" Minimum)  
©EFC DESIGNS

**C** | **SLOANE DOUBLE SHOP PENDANT**  
E. F. CHAPMAN

**CHC5102**  
H: 57" | W: 54" | Canopy: 5.75" Round  
Socket: 4 - E26 Keyless | Bulb: 4 - 60 A  
Shade: 11.5" x 15.5" x 10"  
**Additional Options:**  
Antique-Burnished Brass | Linen (AB-L)  
Antique Nickel | Antique Nickel (AN-AN)  
Antique Nickel | Linen (AN-L)  
Bronze | Bronze (BZ-BZ)  
Bronze | Linen (BZ-L)  
\* Custom Height Available (39" Minimum)  
©EFC DESIGNS





**A CLASSIC BILLIARD LIGHT**  
E. F. CHAPMAN

**SL5816**  
H: 32" | W: 42" | Canopy: 5.5" Round  
Socket: 6 - E12 Candelabra | Bulb: 6 - 60 C  
Shade: 12.5" x 14" x 8"  
©EFC DESIGNS

**A SL5816PN-NP**  
Polished Nickel | Natural Paper



**A SL5816PN-NP**  
Polished Nickel | Natural Paper

**A SL5816AN-NP**  
Antique Nickel | Natural Paper

**A SL5816HAB-NP**  
Hand-Rubbed Antique Brass | Natural Paper

**A SL5816BZ-NP**  
Bronze | Natural Paper



**A** | **TOB5004BZ-NP**  
Bronze | Natural Paper

**A** | **BRYANT SMALL BILLIARD**  
THOMAS O'BRIEN

**TOB5004**  
H: 32" | W: 36" | Canopy: 3" x 36" Rec.  
Socket: 3 - E26 Keyless | Bulb: 3 - 75 A  
Shade: 6.5" x 8" x 7.5"  
\* Custom Height Available (20" Minimum)

**B** | **BRYANT LARGE BILLIARD**  
THOMAS O'BRIEN

**TOB5005**  
H: 32" | W: 60" | Canopy: 3" x 60" Rec.  
Socket: 3 - E26 Keyless | Bulb: 3 - 75 A  
Shade: 10.5" x 12" x 7.5"  
**Additional Options:**  
Antique Nickel | Natural Paper (AN-NP)  
Bronze | Natural Paper (BZ-NP)  
\* Custom Height Available (20" Minimum)



**A** | **TOB5004HAB-NP**  
Hand-Rubbed Antique Brass | Natural Paper

**A** | **TOB5004AN-NP**  
Antique Nickel | Natural Paper

**A** | **TOB5004PN-NP**  
Polished Nickel | Natural Paper



**B** | **TOB5005HAB-NP**  
Hand-Rubbed Antique Brass | Natural Paper

**B** | **TOB5005PN-NP**  
Polished Nickel | Natural Paper



CEILING | HANGING SHADES



**A** | **BBL5088WHT**  
Matte White



**A** | **BBL5088BSL**  
Burnished Silver Leaf



**B** | **BBL5090G**  
Gild



opposite page

**A** | **HALO TALL HANGING SHADE**  
BARBARA BARRY

**BBL5088**  
H: 31.5" - 130" | Fixture: 17" H | W: 9.5"  
Canopy: 5" Round  
Socket: E26 Keyless | Bulb: 100 A  
**Additional Options:**  
Matte Black (BLK)  
Gild (G)



**B** | **BBL5090WHT**  
Matte White



**B** | **BBL5090BLK**  
Matte Black

**B** | **HALO MEDIUM HANGING SHADE**  
BARBARA BARRY

**BBL5090**  
H: 25" - 186" | Fixture: 10.5" H | W: 27.5"  
Canopy: 4.5" Round  
Socket: 3 - E26 Keyless | Bulb: 3 - 60 A  
**Additional Options:**  
Burnished Silver Leaf (BSL)

**C** | **HALO SMALL HANGING SHADE**  
BARBARA BARRY

**BBL5089**  
H: 25" - 119" | Fixture: 10.5" H | W: 19"  
Canopy: 5" Round  
Socket: 2 - E26 Keyless | Bulb: 2 - 60 A  
**Additional Options:**  
Matte Black (BLK)  
Matte White (WHT)



**C** | **BBL5089BSL**  
Burnished Silver Leaf



**C** | **BBL5089G**  
Gild



A | **ARN5305BSL**  
Burnished Silver Leaf



A | **ARN5305G**  
Gild



B | **ARN5306G**  
Gild

A | **ARABELLE TALL HANGING SHADE**  
AERIN  
**ARN5305**  
H: 26.75" | W: 17" | Canopy: 6" Flower  
Socket: 6 - E12 Candelabra | Bulb: 6 - 40 B

B | **ARABELLE HANGING SHADE**  
AERIN  
**ARN5306**  
Fixture: 18.25" H | W: 28" | Canopy: 5.75" Flower  
Socket: 5 - E26 Keyless | Bulb: 5 - 60 A

C | **ARABELLE LARGE OVAL HANGING SHADE**  
AERIN  
**ARN5307**  
H: 13" | W: 34.75" | Canopy: 5.75" x 19" Oval  
Socket: 6 - E26 Keyless | Bulb: 6 - 40 A



B | **ARN5306BSL**  
Burnished Silver Leaf



B | **ARN5306G**  
Gild



C | **ARN5307BSL**  
Burnished Silver Leaf



C | **ARN5307G**  
Gild

**A MARKOS LARGE HANGING SHADE**  
ALEXA HAMPTON

**AH5215**  
H: 16.25" | W: 26" | Canopy: 6.5" Round  
Socket: 4 - E26 Keyless | Bulb: 4 - 60 A  
\* Item Includes 3.5 ft. of Chain

**B BASIL SMALL HANGING SHADE**  
ALEXA HAMPTON

**AH5216**  
H: 14.5" | W: 19" | Canopy: 6.5" Round  
Socket: 2 - E26 Keyless | Bulb: 2 - 75 A  
**Additional Options:**  
Gun Metal | Frosted Acrylic (GM)



**A AH5215BZ**  
Bronze | Frosted Acrylic

**A AH5215NB**  
Natural Brass | Frosted Acrylic



**A AH5215BSL/G-FA**  
Burnished Silver Leaf | Gild | Frosted Acrylic

**A AH5215G-FA**  
Gild | Frosted Acrylic

**A AH5215WHT/G-FA**  
White | Gild | Frosted Acrylic



**A AH5215PN**  
Polished Nickel | Frosted Acrylic



**B AH5216PN**  
Polished Nickel | Frosted Acrylic



**B AH5216NB**  
Natural Brass | Frosted Acrylic



**A** | **SL5820PN-NP**  
Polished Nickel | Natural Paper

**A** | **SQUARE TUBE HANGING SHADE**  
E. F. CHAPMAN

**SL5820**  
H: 21" | W: 24" | Canopy: 5.75" Square  
Socket: 6 - E12 Candelabra | Bulb: 6 - 60 B  
Shade: 20" x 24" x 11"  
©EFC DESIGNS



**A** | **SL5820AN-NP**  
Antique Nickel | Natural Paper



**A** | **SL5820HAB-NP**  
Hand-Rubbed Antique Brass | Natural Paper



**A** | **SL5820BZ-NP**  
Bronze | Natural Paper

**B** | **GRENOL MEDIUM HANGING SHADE**  
STUDIO VC

**S5169**  
H: 31.75" | W: 25" | Canopy: 5" Round  
Socket: 6 - E12 Candelabra | Bulb: 6 - 40 B  
Shade: 22" x 25" x 16"



**B** | **S5169PN-PL**  
Polished Nickel | Natural Percale



**B** | **S5169HAB-PL**  
Hand-Rubbed Antique Brass | Natural Percale



**B** | **S5169BZ-PL**  
Bronze | Natural Percale



**A** | **TOB5755AI-L**  
Aged Iron | Linen



**B** | **S5033BR-NP**  
Blackened Rust | Natural Paper



**C** | **S5030BR-NP**  
Blackened Rust | Natural Paper

opposite page

**A** | **PIETRO HANGING SHADE**  
THOMAS O'BRIEN

**TOB5755**  
H: 27" | W: 25" | Canopy: 5.75" Round  
Socket: 6 - E12 Candelabra | Bulb: 6 - 60 B  
Shade: 25" x 25" x 12"

**B** | **ASPEN LARGE CONICAL HANGING SHADE**  
IAN K. FOWLER

**S5033**  
H: 29" | W: 21" | Canopy: 6" Round  
Socket: E26 Keyless | Bulb: 75 A  
Shade: 12.25" x 20" x 11"

**C** | **ASPEN LARGE HANGING SHADE**  
IAN K. FOWLER

**S5030**  
H: 20.75" | W: 19.75" | Canopy: 6" Round  
Socket: 4 - E12 Candelabra | Bulb: 4 - 60 B  
Shade: 19" x 19.5" x 10"



**D** | **SP5020PN-NP**  
Polished Nickel | Natural Paper



**D** | **SP5020HAB-NP**  
Hand-Rubbed Antique Brass | Natural Paper



**D** | **SP5020BZ-NP**  
Bronze | Natural Paper



**E** | **BBL5023PWT-S**  
Pewter | Silk



**E** | **BBL5023SB-S**  
Soft Brass | Silk



**E** | **BBL5023BZ-S**  
Bronze | Silk

**D** | **DALSTON HANGING SHADE**  
J. RANDALL POWERS

**SP5020**  
H: 34.25" | W: 21.25" | Canopy: 5" Round  
Socket: 4 - E26 Keyless | Bulb: 4 - 60 A

**E** | **WESTPORT HANGING SHADE**  
BARBARA BARRY

**BBL5023**  
H: 39" | W: 18" | Canopy: 4.5" Round  
Socket: 3 - E26 Keyless | Bulb: 3 - 60 A  
Shade: 14" x 18" x 17.5"  
\* Cannot be Modified in Field  
\* Custom Height Available (25" Minimum)





**A** **TOB5011PN-NP**  
Polished Nickel | Natural Paper

**A** **TOB5011AN-NP**  
Antique Nickel | Natural Paper

**A** **TOB5011HAB-NP**  
Hand-Rubbed Antique Brass | Natural Paper

**A** **TOB5011HAB-NP/BT**  
Hand-Rubbed Antique Brass | Paper | Black Tape



**B** **BBL5030SS-L**  
Soft Silver | Linen

**B** **BBL5030PWT-L**  
Pewter | Linen

**B** **BBL5030SB-L**  
Soft Brass | Linen

**B** **BBL5030BZ-L**  
Bronze | Linen



**C** **CHC1526PN-NP**  
Polished Nickel | Crystal | Natural Paper



**C** **CHC1526AB-NP**  
Antique-Burnished Brass | Crystal | Natural Paper

**A** **REED HANGING SHADE**  
THOMAS O'BRIEN

**TOB5011**  
H: 29.5" | W: 22" | Canopy: 5.25" Round  
Socket: 2 - E26 Keyless | Bulb: 2 - 100 A  
Shade: 22" x 22" x 7.5"  
\* Cannot Be Modified In The Field  
\* Custom Height Available (14" Minimum)

**B** **WESTPORT LARGE HANGING SHADE**  
BARBARA BARRY

**BBL5030**  
H: 21" | W: 23" | Canopy: 7" Round  
Socket: 4 - E26 Keyless | Bulb: 4 - 60 A  
Shade: 21" x 23" x 16"

**C** **CRYSTAL STACKED BALL HANGING SHADE**  
E. F. CHAPMAN

**CHC1526**  
H: 28.5" | W: 30" | Canopy: 6.25" Round  
Socket: 6 - E12 Candelabra | Bulb: 6 - 60 C  
Shade: 24" x 30" x 14"  
**Additional Options:**  
Antique-Burnished Brass | Crystal | Natural Paper (AB-NP)  
©EFC DESIGNS



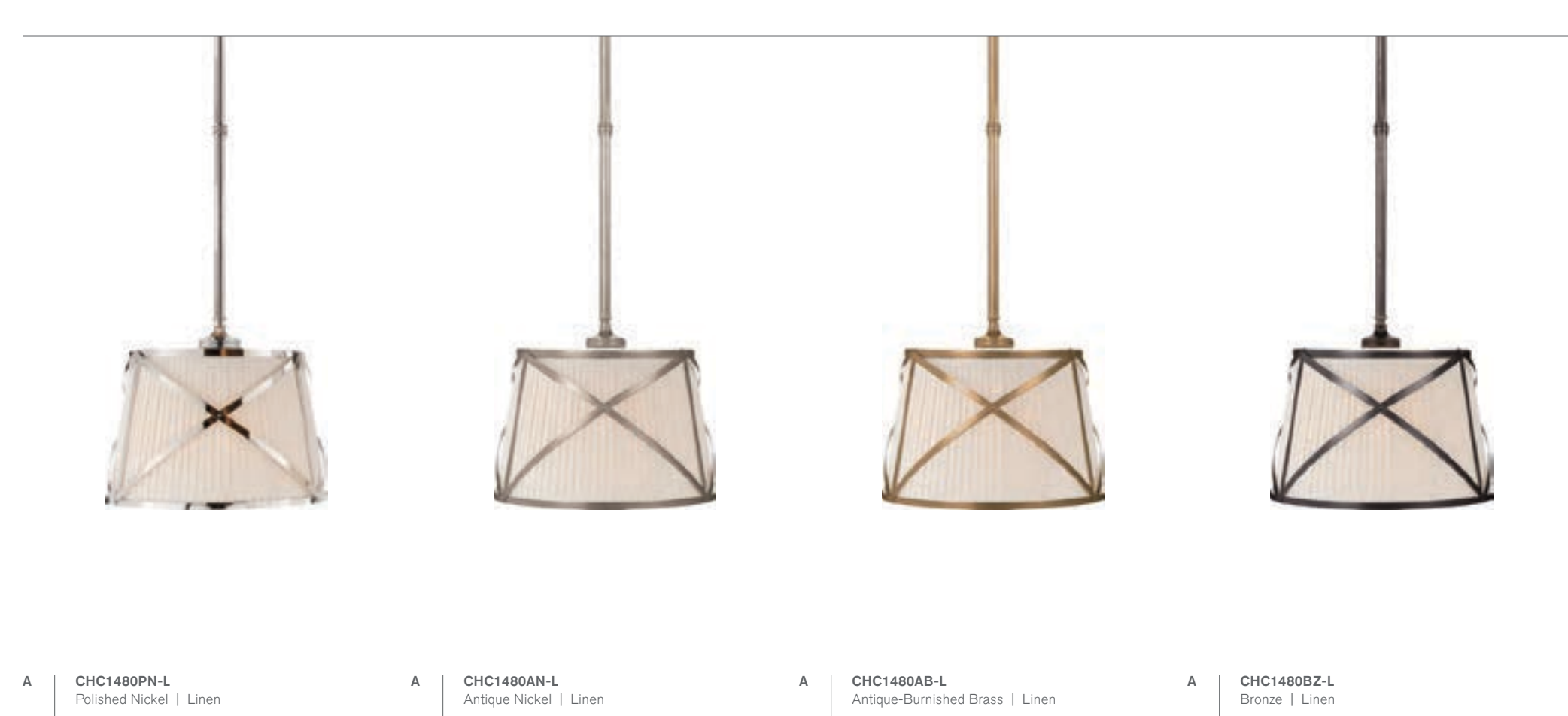
**A** GROSVENOR SMALL HANGING SHADE  
E. F. CHAPMAN

**CHC1480**  
H: 54.5" | W: 15" | Canopy: 6" Round  
Socket: 2 - E26 Keyless | Bulb: 2 - 75 A  
Shade: 12" x 15" x 10.5"  
\* Custom Height Available (19" Minimum)  
©EFC DESIGNS

**B** GROSVENOR LARGE HANGING SHADE  
E. F. CHAPMAN

**CHC1483**  
H: 20.5" | W: 24" | Canopy: 6" Round  
Socket: 3 - E26 Keyless | Bulb: 3 - 60 A  
Shade: 20" x 24" x 15"  
©EFC DESIGNS

**A** CHC1480PN-L  
Polished Nickel | Linen




**A** CHC1480PN-L  
Polished Nickel | Linen

**A** CHC1480AN-L  
Antique Nickel | Linen

**A** CHC1480AB-L  
Antique-Burnished Brass | Linen

**A** CHC1480BZ-L  
Bronze | Linen



**B** CHC1483PN-L  
Polished Nickel | Linen

**B** CHC1483AN-L  
Antique Nickel | Linen

**B** CHC1483AB-L  
Antique-Burnished Brass | Linen

**B** CHC1483BZ-L  
Bronze | Linen



**A** SK5536AI-L  
Aged Iron | Linen

**A** SK5536GI-L  
Gilded Iron | Linen

**A** SK5536BSL-L  
Burnished Silver Leaf | Linen



**B** SK5537AI-L  
Aged Iron | Linen

**B** SK5537GI-L  
Gilded Iron | Linen

**B** SK5537BSL-L  
Burnished Silver Leaf | Linen



**A** SK5536BSL-L  
Burnished Silver Leaf | Linen

**A** ALEXANDRA MEDIUM HANGING SHADE  
SUZANNE KASLER

**SK5536**  
H: 15.25" | W: 24.75" | Canopy: 5" Round  
Socket: 4 - E26 Keyless | Bulb: 4 - 60 A  
Shade: 22.5" x 22.5" x 12.25" Round

**B** ALEXANDRA LARGE HANGING SHADE  
SUZANNE KASLER

**SK5537**  
H: 22.5" | W: 37" | Canopy: 5" Round  
Socket: 4 - E26 Keyless | Bulb: 4 - 60 A  
Shade: 33.5" x 33.5" x 19" Round



**A** **CAROUSEL SMALL TAPERED LANTERN**  
BARBARA BARRY

**BBL5012**  
H: 46.25" | Fixture: 12" H | W: 9.5"  
Canopy: 5" Round  
Socket: E26 Keyless | Bulb: 60 A  
**Additional Options:**  
Bronze | Linen (BZ-L)



**B** **BBL5013PN-L**  
Polished Nickel | Linen



**B** **BBL5013BZ-L**  
Bronze | Linen



**D** **BBL5008PN-L**  
Polished Nickel | Linen



**D** **BBL5008SB-L**  
Soft Brass | Linen



**D** **BBL5008BZ-L**  
Bronze | Linen

**D** **CAROUSEL SMALL OBLONG LANTERN**  
BARBARA BARRY

**BBL5008**  
H: 51.5" | Fixture: 17.25" H | W: 11"  
Canopy: 5" Round  
Socket: E26 Keyless | Bulb: 60 A



**A** **BBL5012PN-L**  
Polished Nickel | Linen

**B** **CAROUSEL MEDIUM TAPERED LANTERN**  
BARBARA BARRY

**BBL5013**  
H: 62.5" | Fixture: 27.5" H | W: 23.75"  
Canopy: 5" Round  
Socket: 2 - E26 Keyless | Bulb: 2 - 60 A  
**Additional Options:**  
Soft Brass | Linen (SB-L)  
\* Custom Height Available (31.5" Minimum)



**C** **BBL5014SB-L**  
Soft Brass | Linen



**C** **BBL5014BZ-L**  
Bronze | Linen



**E** **BBL5009PN-L**  
Polished Nickel | Linen



**E** **BBL5009SB-L**  
Soft Brass | Linen



**E** **BBL5009BZ-L**  
Bronze | Linen

**E** **CAROUSEL MEDIUM OBLONG LANTERN**  
BARBARA BARRY

**BBL5009**  
H: 59" | Fixture: 25" H | W: 16.25"  
Canopy: 5" Round  
Socket: E26 Keyless | Bulb: 60 A

**C** **CAROUSEL LARGE DRUM LANTERN**  
BARBARA BARRY

**BBL5014**  
O/A H: 52.5" | Fixture: 18.5" H | W: 24"  
Canopy: 5" Round  
Socket: 2 - E26 Keyless | Bulb: 2 - 60 A  
**Additional Options:**  
Polished Nickel | Linen (PN-L)

**A** **BBL5012SB-L**  
Soft Brass | Linen



**A PAPER MOON LARGE HANGING SHADE**  
BARBARA BARRY

**BBL5123**  
H: 30.5" - 113" | Fixture: 16" H | W: 36"  
Canopy: 5" Round  
Socket: E26 Keyless | Bulb: 75 A  
**Additional Options:**  
Bronze | Rice Paper (BZ-RP)  
Polished Nickel | Rice Paper (PN-RP)

**B PAPER MOON MEDIUM HANGING SHADE**  
BARBARA BARRY

**BBL5122**  
H: 26.5" - 113" | Fixture: 12" H | W: 26"  
Canopy: 5" Round  
Socket: E26 Keyless | Bulb: 75 A  
**Additional Options:**  
Soft Brass | Rice Paper (SB-RP)



**C ARN5033HAB-L**  
Hand-Rubbed Antique Brass | Linen

**D FORZA SMALL GATHERED LANTERN**  
KELLY WEARSTLER

**KW5315**  
H: 40.5" | Fixture: 25.75" H | W: 11"  
Canopy: 7" Round  
Socket: E26 Keyless | Bulb: 60 T  
Shade: 11" x 11" x 18"



**D KW5315PN-L**  
Polished Nickel | Linen



**D KW5315AB-L**  
Antique-Burnished Brass | Linen



**D KW5315BZ-L**  
Bronze | Linen



**B BBL5122PN-RP**  
Polished Nickel | Rice Paper



**B BBL5122BZ-RP**  
Bronze | Rice Paper



**C ARN5033PN-L**  
Polished Nickel | Linen

**E LABAN HANGING SHADE**  
AERIN

**ARN5213**  
H: 21" | W: 18.25" | Canopy: 4.5" Oct.  
Socket: 4 - E12 Candelabra | Bulb: 4 - 60 C  
Shade: 19.75" x 19.75" x 18" Oct.  
**Additional Options:**  
Polished Nickel | Linen (PN-L)



**E ARN5213PN-L**  
Polished Nickel | Linen



**E ARN5213HAB-L**  
Hand-Rubbed Antique Brass | Linen



**E ARN5213BZ-L**  
Bronze | Linen



**A** **BBL5033SS-S**  
Soft Silver | Silk

**A** **BBL5033PWT-S**  
Pewter | Silk

**A** **BBL5033SB-S**  
Soft Brass | Silk

**A** **BBL5033BZ-S**  
Bronze | Silk

opposite page

**A PERFECT PLEAT TALL HANGING SHADE**  
BARBARA BARRY

**BBL5033**  
H: 25.5" | W: 13" | Canopy: 6.5" Round  
Socket: 2 - E26 Keyless | Bulb: 2 - 60 A  
Shade: 13" x 13" x 21" Hardback

**B PERFECT PLEAT HANGING SHADE**  
BARBARA BARRY

**BBL5032**  
H: 21.25" | W: 23" | Canopy: 6.5" Round  
Socket: 2 - E26 Keyless | Bulb: 2 - 75 A  
Shade: 22" x 23" x 18.5" Hardback



**C** **BBL5031SS-S**  
Soft Silver | Silk

**C** **BBL5031SB-S**  
Soft Brass | Silk



**B** **BBL5032SS-S**  
Soft Silver | Silk

**B** **BBL5032PWT-S**  
Pewter | Silk

**B** **BBL5032SB-S**  
Soft Brass | Silk

**B** **BBL5032BZ-S**  
Bronze | Silk

**C PERFECT PLEAT OVAL HANGING SHADE**  
BARBARA BARRY

**BBL5031**  
H: 19" | W: 36" | Canopy: 5" x 23.5" Rec.  
Socket: 4 - E26 Keyless | Bulb: 4 - 40 A  
Shade: 35" x 36" x 19.25" Oval



**C** **BBL5031PWT-S**  
Pewter | Silk

**C** **BBL5031BZ-S**  
Bronze | Silk



**A** | **BBL5016SS-S**  
Soft Silver | Silk



**A** | **BBL5016SB-S**  
Soft Brass | Silk

**A** | **SIMPLE SCALLOP SEMI-FLUSH MOUNT**  
BARBARA BARRY

**BBL5016**  
H: 21.5" | W: 15.75" | Canopy: 7" Round  
Socket: 3 - E12 Candelabra | Bulb: 3 - 60 B  
Shade: 14" x 15.75" x 11.5"  
\* Custom Height Available (16.5" Minimum)

**B** | **SIMPLE SCALLOP LARGE HANGING SHADE**  
BARBARA BARRY

**BBL5015**  
H: 21" | W: 25" | Canopy: 8.5" Round  
Socket: 5 - E12 Candelabra | Bulb: 5 - 60 B  
Shade: 22" x 25" x 17.5"

**C** | **SIMPLE BANDED HANGING SHADE**  
BARBARA BARRY

**BBL5110**  
H: 20" | W: 24" | Canopy: 6.5" Round  
Socket: 2 - E26 Keyless | Bulb: 2 - 60 A  
Shade: 22" x 24" x 20"



**B** | **BBL5015SS-S**  
Soft Silver | Silk



**B** | **BBL5015SB-S**  
Soft Brass | Silk



**B** | **BBL5015BZ-S**  
Bronze | Silk



**C** | **BBL5110SS-S**  
Soft Silver | Silk



**C** | **BBL5110SB-S**  
Soft Brass | Silk



**C** | **BBL5110BZ-S**  
Bronze | Silk



**A REFLECTION SEMI-FLUSH MOUNT**  
BARBARA BARRY

**BBL5024**  
H: 12" - 14" | Fixture: 6.75" H | W: 15"  
Canopy: 10" Round  
Socket: 2 - E26 Keyless | Bulb: 2 - 75 A  
Shade: 15" x 15" x 6" Hardback  
\* Custom Height Available

**B REFLECTION LARGE HANGING SHADE**  
BARBARA BARRY

**BBL5025**  
H: 40" | W: 24" | Canopy: 10" Round  
Socket: 4 - E26 Keyless | Bulb: 4 - 75 A  
Shade: 24" x 24" x 13" Hardback  
\* Knob is for Decorative Purposes  
\* Custom Height Available (23" Minimum)

**A BBL5024SS-S**  
Soft Silver | Silk

**A BBL5024SB-S**  
Soft Brass | Silk

**A BBL5024BZ-S**  
Bronze | Silk



**B BBL5025SS-S**  
Soft Silver | Silk

**B BBL5025SB-S**  
Soft Brass | Silk

**B BBL5025BZ-S**  
Soft Bronze | Silk

opposite page

**C HOOP MEDIUM**  
BARBARA BARRY

**BBL5115**  
H: 28" - 155" | Fixture: 13.5" H | W: 26"  
Canopy: 6" Round  
Socket: 2 - E26 Keyless | Bulb: 2 - 60 A  
Shade: 26" x 20.5" x 13.5"  
**Additional Options:**  
Bronze | Linen (BZ-L)

**A BBL5024SS-S**  
Soft Silver | Silk



**C BBL5115SS-L**  
Soft Silver | Linen



**C BBL5115SB-L**  
Soft Brass | Linen





CEILING | PENDANTS



**B** | **ARN5351PW**  
Plaster White | Gild Interior

**C** | **ARN5352PW**  
Plaster White | Gild Interior

**A** | **ARN5350PW**  
Plaster White | Gild Interior

**A** | **AGNES SMALL PENDANT**  
AERIN

**ARN5350**  
H: 50.25" | Fixture: 13.5" H | W: 10"  
Canopy: 4.25" Round  
Socket: E26 Keyless | Bulb: 75 A  
**Additional Options:**  
Gild | White Interior (G)  
Matte Black | Gild Interior (MBK)  
\* Cannot be Modified in the Field  
\* Custom Height Available (19" Minimum)

**B** | **AGNES MEDIUM PENDANT**  
AERIN

**ARN5351**  
H: 59.5" | Fixture: 22.75" H | W: 18"  
Canopy: 4.25" Round  
Socket: E26 Keyless | Bulb: 75 A  
**Additional Options:**  
Burnished Silver Leaf | White Interior (BSL)  
\* Cannot be Modified in the Field  
\* Custom Height Available (30" Minimum)

**C** | **AGNES LARGE PENDANT**  
AERIN

**ARN5352**  
H: 50.5" | Fixture: 13.5" H | W: 21"  
Canopy: 4.25" Round  
Socket: E26 Keyless | Bulb: 75 A  
\* Cannot be Modified in the Field  
\* Custom Height Available (21" Minimum)



**A** | **ARN5350PW**  
Plaster White | Gild Interior

**A** | **ARN5350BSL**  
Burnished Silver Leaf | White Interior

**B** | **ARN5351G**  
Gild | White Interior

**B** | **ARN5351MBK**  
Matte Black | Gild Interior



**C** | **ARN5352PW**  
Plaster White | Gild Interior

**C** | **ARN5352BSL**  
Burnished Silver Leaf | White Interior

**C** | **ARN5352G**  
Gild | White Interior

**C** | **ARN5352MBK**  
Matte Black | Gild Interior



<b>A</b>   <b>ARN5045PW/G</b> Plaster White   Gild	<b>A</b>   <b>ARN5045BSL</b> Burnished Silver Leaf	<b>B</b>   <b>KW5509AB/AW-FA</b> White   Brass   White Marble   Gild Interior	<b>B</b>   <b>KW5509AB/BLK-FA</b> Black   Brass   Black Marble   Gild Interior
---	---	--	---



<b>A</b>   <b>ARN5045G</b> Gild	<b>A</b>   <b>ARN5045BLK/G</b> Black   Gild	<b>C</b>   <b>KW5515AB/WM-WHT</b> White   Brass   White Marble   Gild Interior	<b>C</b>   <b>KW5515AB/BM-BLK</b> Black   Brass   Black Marble   Gild Interior
------------------------------------	--	---	---

**A** | **TOURAIN SMALL PENDANT**  
AERIN

**ARN5045**  
H: 45.25" | Fixture: 13" H | W: 3.25"  
Canopy: 5" Round  
Socket: E26 Keyless | Bulb: 40 T  
\* Custom Height Available (17.75" Minimum)

**B** | **CLEO MEDIUM PENDANT**  
KELLY WEARSTLER

**KW5509**  
H: 50.5" | Fixture: 16" H | W: 20"  
Canopy: 4.5" Round  
Socket: 3 - E26 Keyless | Bulb: 3 - 5.5 LED B  
\* Frosted Acrylic Diffuser  
\* Cannot Be Modified in the Field  
\* Custom Height Available (27" Minimum)

**C** | **CLEO LARGE PENDANT**  
KELLY WEARSTLER

**KW5515**  
O/A H: 50" | Fixture: 24" H | W: 30"  
Canopy: 6.5" Round  
Socket: 3 - E26 Keyless | Bulb: 3 - 40 A  
\* Frosted Acrylic Diffuser  
\* Custom Height Available (39" Minimum)



**B** | **KW5509AB/AW-FA**  
White | Brass | White Marble | Gild Interior



**A** **TOB5089AN-NP**  
Antique Nickel | Natural Paper

**A** **TOB5089HAB-AW**  
Brass | Antique White | Brass Interior

**B** **TOB5090BZ/HAB-HAB**  
Bronze | Brass | Brass Interior

**B** **TOB5090HAB-BZ**  
Brass | Bronze | White Interior



**C** **TOB5091HAB-NP**  
Brass | Natural Paper

**C** **TOB5091BZ/HAB-AW**  
Bronze | Brass | Antique White | Brass Interior

**C** **TOB5091HAB-HAB**  
Brass | Brass | White Interior

**C** **TOB5091BZ-BZ**  
Bronze | Bronze | White Interior



**D** **TOB5014AN-AN**  
Antique Nickel | White Interior

**A GOODMAN PETITE PENDANT**  
THOMAS O'BRIEN

**TOB5089**  
H: 38" | Fixture: 12" H | W: 10"  
Canopy: 5.25" Round  
Socket: E12 Candelabra | Bulb: 60 C  
Shade: 3" x 9.5" x 9.25"  
\* Custom Height Available (15" Minimum)

**B GOODMAN SMALL PENDANT**  
THOMAS O'BRIEN

**TOB5090**  
H: 42" | W: 15" | Canopy: 5.25" Round  
Socket: E26 Keyless | Bulb: 100 A  
Shade: 4.75" x 15" x 12.75"  
\* Custom Height Available (17" Minimum)

**C GOODMAN MEDIUM PENDANT**  
THOMAS O'BRIEN

**TOB5091**  
H: 43" | W: 18" | Canopy: 5.25" Round  
Socket: E26 Keyless | Bulb: 100 A  
Shade: 6.5" x 18" x 15.5"  
\* Custom Height Available (20" Minimum)

**D GOODMAN LARGE PENDANT**  
THOMAS O'BRIEN

**TOB5014**  
H: 48.5" | W: 24.5" | Canopy: 5.25" Round  
Socket: 2 - E26 Keyless | Bulb: 2 - 100 A  
Shade: 7.5" x 24" x 22.5"  
\* Custom Height Available (26" Minimum)

**Available Options for Goodman:**  
Antique Nickel | Antique Nickel (AN-AN)  
Antique Nickel | Natural Paper (AN-NP)  
Bronze | Antique White (BZ-AW)  
Bronze | Brass (BZ-HAB)  
Bronze | Brass | Antique White (BZ/HAB-AW)  
Bronze | Brass | Bronze (BZ/HAB-BZ)  
Bronze | Brass (BZ/HAB-HAB)  
Bronze | Brass | Natural Paper | Blk Tape (BZ/HAB-NP/BT)  
Bronze | Natural Paper | Blk Tape (BZ-NP/BT)  
Bronze | Bronze (BZ-BZ)  
Hand-Rubbed Antique Brass | Antique White (HAB-AW)  
Hand-Rubbed Antique Brass | Brass (HAB-HAB)  
Hand-Rubbed Antique Brass | Bronze (HAB-BZ)  
Hand-Rubbed Antique Brass | Natural Paper (HAB-NP)  
Hand-Rubbed Antique Brass | Paper | Blk Tape (HAB-NP/BT)



- A LIMOGES SMALL PENDANT**  
SUZANNE KASLER  
  
**SK5360**  
Fixture: 19" H | W: 6.75" | Canopy: 5.5" Round  
Socket: E26 Keyless | Bulb: 60 T
- B LIMOGES MEDIUM PENDANT**  
SUZANNE KASLER  
  
**SK5362**  
Fixture: 20.5" H | W: 14.25" | Canopy: 5.5" Round  
Socket: E26 Keyless | Bulb: 60 A
- C LIMOGES LARGE PENDANT**  
SUZANNE KASLER  
  
**SK5363**  
Fixture: 16.5" H | W: 16.5" | Canopy: 5.5" Round  
Socket: E26 Keyless | Bulb: 75 A
- D LIMOGES GRANDE PENDANT**  
SUZANNE KASLER  
  
**SK5364**  
H: 19.75" | W: 24" | Canopy: 5.5" Round  
Socket: E26 Keyless | Bulb: 75 A




**A** | **SK5360NR-PW**  
Natural Rust | Plaster White

**B** | **SK5362NR-AI**  
Natural Rust | Aged Iron

**C** | **SK5363NR-AI**  
Natural Rust | Aged Iron

**D** | **SK5364NR-AI**  
Natural Rust | Aged Iron

**A** | **SK5360NR-AI**  
Natural Rust | Aged Iron



**A** | **SK5360NR-PW**  
Natural Rust | Plaster White

**A** | **SK5360NR-AI**  
Natural Rust | Aged Iron

**B** | **SK5362NR-PW**  
Natural Rust | Plaster White

**B** | **SK5362NR-AI**  
Natural Rust | Aged Iron

**C** | **SK5363NR-PW**  
Natural Rust | Plaster White

**C** | **SK5363NR-AI**  
Natural Rust | Aged Iron

**D** | **SK5364NR-PW**  
Natural Rust | Plaster White

**D** | **SK5364NR-AI**  
Natural Rust | Aged Iron



**A** | **CHC5240PN-PN**  
Polished Nickel | Polished Nickel

**A** | **CHC5240PN-WHT**  
Polished Nickel | Matte White

**A** | **CHC5240AN-AN**  
Antique Nickel | Antique Nickel

**A** | **CHC5240AN-BLK**  
Antique Nickel | Matte Black



**B** | **CHC5245AB-WHT**  
Antique-Burnished Brass | Matte White

**B** | **CHC5245AB-BLK**  
Antique-Burnished Brass | Matte Black

**B** | **CHC5245AN-BLK**  
Antique Nickel | Matte Black

**A** | **ALBORG SMALL STACKED PENDANT**  
E. F. CHAPMAN

**CHC5240**  
H: 15" | W: 10" | Canopy: 5.75" Round  
Socket: E26 Keyless | Bulb: 60 A  
**Additional Options:**  
Antique-Burnished Brass | Matte Black (AB-BLK)  
Antique-Burnished Brass | Matte White (AB-WHT)  
©EFC DESIGNS

**B** | **CHC5245AN-AN**  
Antique Nickel | Antique Nickel

**A** | **CHC5240AN-BLK**  
Antique Nickel | Matte Black



**B** | **ALBORG LARGE STACKED PENDANT**  
E. F. CHAPMAN

**CHC5245**  
H: 15.5" | W: 24" | Canopy: 5.75" Round  
Socket: E26 Keyless | Bulb: 75 A  
**Additional Options:**  
Polished Nickel | Polished Nickel (PN-PN)  
Polished Nickel | Matte White (PN-WHT)  
©EFC DESIGNS



**A** | **S5640PN-WHT**  
Polished Nickel | Matte White

**A** | **S5640HAB-WHT**  
Hand-Rubbed Antique Brass | Matte White

**C** | **ARN5032PN/WHT**  
Polished Nickel | White

**C** | **ARN5032PN/BLK**  
Polished Nickel | Black



**B** | **S5641PN-WHT**  
Polished Nickel | Matte White

**B** | **S5641HAB-WHT**  
Hand-Rubbed Antique Brass | Matte White

**C** | **ARN5032HAB/WHT**  
Hand-Rubbed Antique Brass | White

**C** | **ARN5032HAB/BLK**  
Hand-Rubbed Antique Brass | Black

opposite page

**A** | **LIAM SMALL CONICAL PENDANT**  
STUDIO VC

**S5640**  
H: 49.75" | Fixture: 14.5" H | W: 10.25"  
Canopy: 4.75" Round  
Socket: E26 Keyless | Bulb: 60 A  
**Additional Options:**  
Polished Nickel | Metallic Black (PN-MTB)  
\* Custom Height Available (23" Minimum)

**B** | **LIAM MEDIUM CONICAL PENDANT**  
STUDIO VC

**S5641**  
O/A H: 50" | Fixture: 18.5" H | W: 15"  
Canopy: 4.75" Round  
Socket: E26 Keyless | Bulb: 60 A  
**Additional Options:**  
Polished Nickel | Metallic Black (PN-MTB)  
\* Custom Height Available (27" Minimum)

**C** | **CLARKSON MEDIUM NARROW PENDANT**  
AERIN

**ARN5032**  
H: 54" | Fixture: 18" H | W: 4.75"  
Canopy: 4.75" Round  
Socket: 2 - E12 Candelabra | Bulb: 2 - 40 B  
**Additional Options:**  
Polished Nickel | Polished Nickel (PN/PN)  
\* Custom Height Available (23" Minimum)



**D** | **KW5531PN-WG**  
Polished Nickel | White Glass

**D** | **KW5531G-WG**  
Gild | White Glass

**D** | **KW5531AI-WG**  
Aged Iron | White Glass



**E** | **KW5533PN-WG**  
Polished Nickel | White Glass

**E** | **KW5533G-WG**  
Gild | White Glass

**E** | **KW5533AI-WG**  
Aged Iron | White Glass

**D** | **UTOPIA SMALL PENDANT**  
KELLY WEARSTLER

**KW5531**  
H: 49.5" | Fixture: 14.25" H | W: 4"  
Canopy: 4.5" Round  
Socket: E26 Keyless | Bulb: 40 T  
\* Custom Height Available (17.5" Minimum)

**E** | **UTOPIA MEDIUM PENDANT**  
KELLY WEARSTLER

**KW5533**  
H: 53.25" | Fixture: 18" H | W: 5"  
Canopy: 4.5" Round  
Socket: E26 Keyless | Bulb: 40 T  
\* Custom Height Available (21.25" Minimum)



A | **PB5005PN**  
Polished Nickel

A | **PB5005NB**  
Natural Brass

A | **PB5005MBK**  
Matte Black



B | **PB5006PN**  
Polished Nickel

B | **PB5006NB**  
Natural Brass

B | **PB5006MBK**  
Matte Black

**A** | **DOT STANCE 13" ROTATING PENDANT**  
PETER BRISTOL

**PB5005**  
H: 62" | Fixture: 26" H | W: 16.25"  
Canopy: 5.25" Round  
LED: 18w  
\* Custom Height Available (30" Minimum)

**B** | **DOT STANCE 16" ROTATING PENDANT**  
PETER BRISTOL

**PB5006**  
H: 67" | Fixture: 33.5" H | W: 19"  
Canopy: 6" Round  
LED: 24w  
\* Custom Height Available (35" Minimum)

opposite page

**C** | **ORBIT 16" SWIVELING PENDANT**  
PETER BRISTOL

**PB5115**  
H: 55" | Fixture: 19.25" H | W: 19"  
Canopy: 5.25" Round  
LED: 41w  
**Available Options:**  
Antique Nickel (AN)  
Natural Brass (NB)  
\* Custom Height Available (30" Minimum)



A | **PB5005MBK**  
Matte Black



C | **PB5115PN**  
Polished Nickel



C | **PB5115BZ**  
Bronze





**A DOT 9" PENDANT**  
PETER BRISTOL

**PB5002**  
H: 39.5" | Fixture: 4.5" H | W: 9.5"  
Canopy: 6" Round | LED: 7.5w  
\* Custom Height Available (11" Minimum)

**C DOT 16" PENDANT**  
PETER BRISTOL

**PB5001**  
O/A H: 41" | Fixture: 6.5" H | W: 16.5"  
Canopy: 6" Round | LED: 24w  
\* Custom Height Available (11" Minimum)



**A PB5002PN**  
Polished Nickel

**A PB5002NB**  
Natural Brass

**A PB5002MBK**  
Matte Black



**B DOT 13" PENDANT**  
PETER BRISTOL

**PB5000**  
O/A H: 41" | Fixture: 6.5" H | W: 13.5"  
Canopy: 6" Round | LED: 18w  
\* Custom Height Available (11" Minimum)

**D DOT 22" PENDANT**  
PETER BRISTOL

**PB5003**  
H: 42.5" | Fixture: 7.5" H | W: 23"  
Canopy: 6" Round | LED: 41w  
**Additional Options:**  
Polished Nickel (PN)  
\* Custom Height Available (12" Minimum)

**C PB5001PN**  
Polished Nickel

**C PB5001NB**  
Natural Brass

**C PB5001MBK**  
Matte Black



**B PB5000PN**  
Polished Nickel

**B PB5000NB**  
Natural Brass

**B PB5000MBK**  
Matte Black

**D PB5003NB**  
Natural Brass

**D PB5003MBK**  
Matte Black



**A** | **PB5111MBK**  
Matte Black



**A** | **PB5111MBK**  
Matte Black

opposite page

**A** | **INTERLACE EXPANDABLE CHANDELIER**  
PETER BRISTOL

**PB5111**  
H: 43" - 74.5" | W: 8" - 30" | Canopy: 5.25" Round  
LED: 34w  
\* Cannot be Installed Less than 43" O/A Height  
without Custom Order



**B** | **PB5010STW**  
Stone White

**B** | **PB5010SC**  
Soft Copper

**B** | **PB5010STB**  
Stone Black



**C** | **PB5020STW**  
Stone White

**C** | **PB5020STG**  
Stone Gray

**C** | **PB5020STB**  
Stone Black



**D** | **PB5022STW**  
Stone White

**D** | **PB5022STG**  
Stone Gray

**D** | **PB5022STB**  
Stone Black

**B** | **FARMHOUSE DOT 13" PENDANT**  
PETER BRISTOL

**PB5010**  
Fixture: 7.25" H | W: 14" | Canopy: 6" Round  
LED: 18w  
**Additional Options:**  
Soft Copper (SC)

**C** | **60/40 DOT 16" PENDANT**  
PETER BRISTOL

**PB5020**  
Fixture: 4.25" H | W: 19.75" | Canopy: 6" Round  
LED: 37w

**D** | **60/40 DOT 22" PENDANT**  
PETER BRISTOL

**PB5022**  
Fixture: 8" H | W: 25.75" | Canopy: 6" Round  
LED: 72w



**A** | **KW5221PN-WG**  
Polished Nickel | White Glass

**A** | **KW5221AB-WG**  
Antique-Burnished Brass | White Glass

**A** | **KW5221BZ-WG**  
Bronze | White Glass

**A** | **PRECISION SMALL PENDANT**  
KELLY WEARSTLER

**KW5221**  
H: 51" | Fixture: 12" H | W: 10"  
Canopy: 4.5" Round  
Socket: E26 Keyless | Bulb: 60 A  
\* Custom Height Available (20" Minimum)

**B** | **PRECISION LARGE PENDANT**  
KELLY WEARSTLER

**KW5223**  
H: 58" | Fixture: 19" H | W: 17"  
Canopy: 4.5" Round  
Socket: E26 Keyless | Bulb: 60 A  
\* Custom Height Available (27" Minimum)



**B** | **KW5223PN-WG**  
Polished Nickel | White Glass

**B** | **KW5223AB-WG**  
Antique-Burnished Brass | White Glass

**B** | **KW5223BZ-WG**  
Bronze | White Glass

opposite page

**C** | **PRECISION SMALL CYLINDER PENDANT**  
KELLY WEARSTLER

**KW5224**  
O/A H: 51" | Fixture: 15.5" H | W: 4.5"  
Canopy: 4.5" Round  
Socket: E26 Keyless | Bulb: 40 T  
**Additional Options:**  
Bronze | White Glass (BZ-WG)  
\* Custom Height Available (20.75" Minimum)

**B** | **KW5223AB-WG**  
Antique-Burnished Brass | White Glass



**C** | **KW5224PN-WG**  
Polished Nickel | White Glass

**C** | **KW5224AB-WG**  
Antique-Burnished Brass | White Glass





A TOB5062BZ/HAB-WG  
Bronze | Brass | White Glass

**A HICKS SMALL PENDANT**  
THOMAS O'BRIEN


**TOB5062**  
H: 11.75" | W: 8.5" | Canopy: 4.75" Round  
Socket: E26 Keyless | Bulb: 75 A  
**Additional Options:**  
Hand-Rubbed Antique Brass | White Glass (HAB-WG)

**B HICKS LARGE PENDANT**  
THOMAS O'BRIEN

**TOB5063**  
H: 18" | W: 13.25" | Canopy: 4.75" Round  
Socket: 2 - E26 Keyless | Bulb: 2 - 75 A  
**Additional Options:**  
Antique Nickel | White Glass (AN-WG)  
Polished Nickel | White Glass (PN-WG)

**C HICKS EXTRA LARGE PENDANT**  
THOMAS O'BRIEN

**TOB5064**  
H: 22" | W: 16" | Canopy: 4.75" Round  
Socket: 2 - E26 Keyless | Bulb: 2 - 75 A




A TOB5062PN-WG  
Polished Nickel | White Glass

A TOB5062AN-WG  
Antique Nickel | White Glass

B TOB5063HAB-WG  
Hand-Rubbed Antique Brass | White Glass

B TOB5063BZ/HAB-WG  
Bronze | Brass | White Glass



C TOB5064PN-WG  
Polished Nickel | White Glass

C TOB5064AN-WG  
Antique Nickel | White Glass

C TOB5064HAB-WG  
Hand-Rubbed Antique Brass | White Glass

C TOB5064BZ/HAB-WG  
Bronze | Brass | White Glass



**A** **TOB5068PN** Polished Nickel | Acrylic  
**A** **TOB5068AN** Antique Nickel | Acrylic  
**B** **TOB5069HAB** Hand-Rubbed Antique Brass | Acrylic  
**B** **TOB5069BZ/HAB** Bronze | Hand-Rubbed Antique Brass | Acrylic



**C** **TOB5071PN** Polished Nickel | Acrylic  
**C** **TOB5071AN** Antique Nickel | Acrylic  
**C** **TOB5071HAB** Hand-Rubbed Antique Brass | Acrylic  
**C** **TOB5071BZ/HAB** Bronze | Hand-Rubbed Antique Brass | Acrylic

**A HICKS SMALL PENDANT**  
 THOMAS O'BRIEN  
**TOB5068**  
 H: 9.25" | W: 8.75" | Canopy: 4.75" Round  
 Socket: 2 - E26 Keyless | Bulb: 2 - 60 A

**B HICKS LARGE PENDANT**  
 THOMAS O'BRIEN  
**TOB5069**  
 H: 11.75" | W: 13" | Canopy: 4.5" Round  
 Socket: 2 - E26 Keyless | Bulb: 2 - 60 A

**C HICKS EXTRA LARGE PENDANT**  
 THOMAS O'BRIEN  
**TOB5071**  
 H: 13.75" | W: 16" | Canopy: 4.5" Round  
 Socket: 2 - E26 Keyless | Bulb: 2 - 60 A

**Additional Options for Hicks:**  
 Antique Nickel | Acrylic (AN)  
 Bronze | Brass | Acrylic (BZ/HAB/FA)  
 Hand-Rubbed Antique Brass | Acrylic (HAB)  
 Polished Nickel | Acrylic (PN)

**D ANDERS SMALL CYLINDRICAL PENDANT**  
 THOMAS O'BRIEN  
**TOB5097**  
 H: 50" | Fixture: 10.5" H | W: 3.75"  
 Canopy: 5.25" Round  
 Socket: E17 Keyless | Bulb: 40 R14  
 \* Custom Height Available (18" Minimum)

**E ANDERS MEDIUM CYLINDRICAL PENDANT**  
 THOMAS O'BRIEN  
**TOB5098**  
 H: 56.75" | Fixture: 16" H | W: 4.5"  
 Canopy: 5.25" Round  
 Socket: E26 Keyless | Bulb: 40 R20  
 \* Custom Height Available (26" Minimum)

**F ANDERS LARGE CYLINDRICAL PENDANT**  
 THOMAS O'BRIEN  
**TOB5099**  
 H: 60.25" | Fixture: 19.5" H | W: 6"  
 Canopy: 5.25" Round  
 Socket: E26 Keyless | Bulb: 60 R30  
 \* Custom Height Available (31" Minimum)

**Additional Options for Anders:**  
 Antique Nickel (AN)  
 Antique Nickel | Bronze (AN/BZ)  
 Hand-Rubbed Antique Brass (HAB)  
 Hand-Rubbed Antique Brass | Black (HAB/BLK)  
 Hand-Rubbed Antique Brass | White (HAB/WHT)  
 Polished Nickel (PN)



**D** **TOB5097PN** Polished Nickel  
**D** **TOB5097AN** Antique Nickel  
**E** **TOB5098AN/BZ** Antique Nickel | Bronze



**F** **TOB5099HAB/WHT** Hand-Rubbed Antique Brass | White  
**F** **TOB5099HAB** Hand-Rubbed Antique Brass  
**F** **TOB5099HAB/BLK** Hand-Rubbed Antique Brass | Black



**A** | **KW5415PN-FG**  
Polished Nickel | Frosted Glass

**A** | **KW5415AB-FG**  
Antique-Burnished Brass | Frosted Glass

**A** | **KW5415BZ/AB-FG**  
Bronze | Antique-Burnished Brass | Frosted Glass

**A** | **LARCHMONT LONG PENDANT**  
KELLY WEARSTLER  
  
**KW5415**  
H: 43" | W: 8.75" | Canopy: 4.5" Round  
Socket: E12 Candelabra | Bulb: 60 B



**B** | **KW5570PN-WG**  
Polished Nickel | White Glass

**B** | **KW5570AB-WG**  
Antique-Burnished Brass | White Glass

**B** | **KW5570BZ/AB-WG**  
Bronze | Antique-Burnished Brass | White Glass

**B** | **NOUVEL SMALL PENDANT**  
KELLY WEARSTLER  
  
**KW5570**  
H: 61.25" | Fixture: 26" H | W: 13.25"  
Canopy: 6.25" Round | LED: 44w  
\* Custom Height Available (28.5" Minimum)

**B** | **KW5570BZ/AB-WG**  
Bronze | Antique-Burnished Brass | White Glass



**C** | **KW5192AB/Q**  
Antique-Burnished Brass | Quartz



**C** | **HALCYON SMALL PENDANT**  
KELLY WEARSTLER  
  
**KW5192**  
H: 46.5" | Fixture: 13" H | W: 4"  
Canopy: 5.25" Round  
LED: 12w  
\* Custom Height Available (20" Minimum)



**A** | **KW5610PN-ALB**  
Polished Nickel | Alabaster

**A** | **KW5610AB-ALB**  
Antique-Burnished Brass | Alabaster

**B** | **KW5111PN-ALB**  
Polished Nickel | Alabaster

**B** | **KW5111AB-ALB**  
Antique-Burnished Brass | Alabaster

**A** | **MELANGE SMALL FLOATING DISC PENDANT**  
KELLY WEARSTLER

**KW5610**  
H: 52.75" | Fixture: 18" H | W: 5"  
Canopy: 4.5" Round | LED: 4w  
**Additional Options:**  
Bronze | Alabaster (BZ-ALB)  
\* Custom Height Available (20.25" Minimum)

**B** | **COVET TALL SINGLE PENDANT**  
KELLY WEARSTLER

**KW5111**  
H: 53.5" | Fixture: 18.75" H | W: 4.5"  
Canopy: 4.5" Square  
Socket: E26 Keyless | Bulb: 16w LED  
**Additional Options:**  
Bronze | Alabaster (BZ-ALB)  
\* Custom Height Available (20.75" Minimum)  
\* Bulb Included

**C** | **MELANGE MEDIUM FLOATING DISC PENDANT**  
KELLY WEARSTLER

**KW5612**  
H: 64.75" | Fixture: 30" H | W: 10.25"  
Canopy: 7" Round | LED: 9w  
**Additional Options:**  
Polished Nickel | Alabaster (PN-ALB)  
\* Custom Height Available (32.25" Minimum)

**D** | **MELANGE SMALL ELONGATED PENDANT**  
KELLY WEARSTLER

**KW5512**  
H: 29" | W: 6.25" | Canopy: 6" Round  
Socket: E26 Keyless | Bulb: 9w LED T  
**Additional Options:**  
Polished Nickel | Alabaster (PN-ALB)

**E** | **ROUSSEAU SINGLE PENDANT**  
KELLY WEARSTLER

**KW5586**  
H: 60.5" | Fixture: 22.75" H | W: 4.5"  
Canopy: 4.5" Round | LED: 5w  
**Additional Options:**  
Antique-Burnished Brass | Etched Crystal (AB-EC)  
Bronze | Etched Crystal (BZ-EC)  
Polished Nickel | Etched Crystal (PN-EC)  
\* Custom Height Available (28.75" Minimum)

**F** | **ROUSSEAU SMALL ASYMMETRIC CHANDELIER**  
KELLY WEARSTLER

**KW5590**  
H: 62.5" | Fixture: 25.25" H | W: 8.25"  
Canopy: 4.5" Round | LED: 8w  
**Additional Options:**  
Antique-Burnished Brass | Seeded Glass (AB-SG)  
Bronze | Seeded Glass (BZ-SG)  
Polished Nickel | Seeded Glass (PN-SG)  
\* Custom Height Available (30.5" Minimum)



**E** | **KW5586PN-SG**  
Polished Nickel | Seeded Glass

**E** | **KW5586AB-SG**  
Antique-Burnished Brass | Seeded Glass

**E** | **KW5586BZ-SG**  
Bronze | Seeded Glass



**C** | **KW5612AB-ALB**  
Antique-Burnished Brass | Alabaster

**C** | **KW5612BZ-ALB**  
Bronze | Alabaster

**D** | **KW5512AB-ALB**  
Antique-Burnished Brass | Alabaster

**D** | **KW5512BZ-ALB**  
Bronze | Alabaster



**F** | **KW5590PN-EC**  
Polished Nickel | Etched Crystal

**F** | **KW5590AB-EC**  
Antique-Burnished Brass | Etched Crystal

**F** | **KW5590BZ-EC**  
Bronze | Etched Crystal



**A FASCIO MEDIUM PENDANT**  
LAUREN ROTTET  
  
**LR5905**  
H: 55.75" | Fixture: 25.25" H | W: 6.75"  
Canopy: 7" x 8" Hex. | LED: 74w  
\* Custom Height Available (27.25" Minimum)

**B AMBAR SMALL PENDANT**  
IAN K. FOWLER  
  
**S5944**  
O/A H: 49" | Fixture: 9.5" H | W: 2.5"  
Canopy: 4.5" Square  
Socket: E12 Candelabra | Bulb: 40 T  
\* Custom Height Available (13.7" Minimum)

**C LIAISON SMALL PENDANT**  
KELLY WEARSTLER  
  
**KW5118**  
H: 53" | Fixture: 18.75" H | W: 4"  
Canopy: 4" Round  
Socket: E26 Keyless | Bulb: 40 T  
\* Custom Height Available (23" Minimum)

**A LR5905PN-CG**  
Polished Nickel | Crystal

**A LR5905HAB-CG**  
Hand-Rubbed Antique Brass | Crystal

**A LR5905BZ-CG**  
Bronze | Crystal



**B S5944PN-CG**  
Polished Nickel | Crystal

**B S5944HAB-CG**  
Hand-Rubbed Antique Brass | Crystal

**C KW5118PN-CRG**  
Polished Nickel | Crackle Glass

**C KW5118BZ-CRG**  
Bronze | Crackle Glass



**C KW5118AB-CRG**  
Antique-Burnished Brass | Crackle Glass





**A** | **KS5300PN-CG**  
Polished Nickel | Crystal

**A** | **KS5300SB-CG**  
Soft Brass | Crystal

**B** | **KW5270PN-CG**  
Polished Nickel | Clear Glass

**B** | **KW5270AB-CG**  
Antique-Burnished Brass | Clear Glass

**E** | **KW5277PN-CG**  
Polished Nickel | Clear Glass

**E** | **KW5277AB-CG**  
Antique-Burnished Brass | Clear Glass

**E** | **KW5277BZ-CG**  
Bronze | Clear Glass



**C** | **KS5305PN-CG**  
Polished Nickel | Crystal

**C** | **KS5305SB-CG**  
Soft Brass | Crystal

**D** | **KW5275PN-CG**  
Polished Nickel | Clear Glass

**D** | **KW5275AB-CG**  
Antique-Burnished Brass | Clear Glass

**E** | **KW5277PN-VG**  
Polished Nickel | Volcanic Glass

**E** | **KW5277AB-VG**  
Antique-Burnished Brass | Volcanic Glass

**E** | **KW5277BZ-VG**  
Bronze | Volcanic Glass

opposite page

**A** | **DARCY SMALL PENDANT**  
KATE SPADE NEW YORK

**KS5300**  
H: 46" | Fixture: 11.75" H | W: 6"  
Canopy: 4.5" Round  
Socket: E12 Candelabra | Bulb: 60 B  
\* Custom Height Available (15.5" Minimum)

**B** | **TABLEAU SMALL PENDANT**  
KELLY WEARSTLER

**KW5270**  
H: 52" | Fixture: 15.5" H | W: 6.75"  
Canopy: 4" Round  
Socket: E26 Keyless | Bulb: 40 T  
**Additional Options:**  
Antique-Burnished Brass | Volcanic Glass (AB-VG)  
Bronze | Clear Glass (BZ-CG)  
Bronze | Volcanic Glass (BZ-VG)  
Polished Nickel | Volcanic Glass (PN-VG)  
\* Custom Height Available (27" Minimum)

**C** | **DARCY MEDIUM PENDANT**  
KATE SPADE NEW YORK

**KS5305**  
H: 48" | Fixture: 13.75" H | W: 11.75"  
Canopy: 4.5" Round  
Socket: E12 Candelabra | Bulb: 60 B  
\* Custom Height Available (17" Minimum)

**D** | **TABLEAU MEDIUM PENDANT**  
KELLY WEARSTLER

**KW5275**  
H: 53" | Fixture: 16.5" H | W: 12.25"  
Canopy: 5" Round  
Socket: E26 Keyless | Bulb: 60 T  
**Additional Options:**  
Antique-Burnished Brass | Volcanic Glass (AB-VG)  
Bronze | Clear Glass (BZ-CG)  
Bronze | Volcanic Glass (BZ-VG)  
Polished Nickel | Volcanic Glass (PN-VG)  
\* Custom Height Available (29" Minimum)

**E** | **TABLEAU LARGE PENDANT**  
KELLY WEARSTLER

**KW5277**  
O/A H: 60" | Fixture: 24" H | W: 18"  
Canopy: 5" Round  
Socket: E26 Keyless | Bulb: 60 T  
\* Custom Height Available (34.5" Minimum)



**A** | **JN5050WHT/G-CG**  
Matte White | Gild | Clear Glass

**B** | **JN5051CEL/G-CG**  
Celadon | Gild | Clear Glass

**B** | **JN5051MBK/G-CG**  
Matte Black | Gild | Clear Glass



**C** | **JN5052WHT/G-CG**  
Matte White | Gild | Clear Glass

**C** | **JN5052CEL/G-CG**  
Celadon | Gild | Clear Glass

**C** | **JN5052MBK/G-CG**  
Matte Black | Gild | Clear Glass

**A** | **LUCIA SMALL PENDANT**  
JULIE NEILL  
  
**JN5050**  
H: 12.5" | W: 8.5" | Canopy: 5" Round  
Socket: E26 Keyless | Bulb: 60 A

**B** | **LUCIA MEDIUM PENDANT**  
JULIE NEILL  
  
**JN5051**  
H: 17.5" | W: 13.5" | Canopy: 5" Round  
Socket: E26 Keyless | Bulb: 60 A

**C** | **LUCIA LARGE PENDANT**  
JULIE NEILL  
  
**JN5052**  
H: 24" | W: 13" | Canopy: 5" Round  
Socket: 4 - E12 Candelabra | Bulb: 4 - 40 C

**Additional Options for Lucia:**  
Celadon | Gild | Clear Glass (CEL/G-CG)  
Gild | White | Clear Glass (G/WHT-CG)  
Matte Black | Gild | Clear Glass (MBK/G-CG)  
Matte White | Gild | Clear Glass (WHT/G-CG)

opposite page

**D** | **TURENNE MEDIUM GLOBE PENDANT**  
AERIN

**ARN5255**  
Fixture: 16.5" H | W: 14" | Canopy: 5" Round  
Socket: 4 - E12 Candelabra | Bulb: 4 - 40 B



**D** | **ARN5255PN-CG**  
Polished Nickel | Clear Glass



**D** | **ARN5255PN-CG**  
Polished Nickel | Clear Glass



**D** | **ARN5255HAB-CG**  
Hand-Rubbed Antique Brass | Clear Glass



**A** | **AH5015PN-FG**  
Polished Nickel | Frosted Glass



**A** | **AH5015GM-FG**  
Gun Metal | Frosted Glass



**A** | **AH5015NB-FG**  
Natural Brass | Frosted Glass



**B** | **TOB5160PN-WG**  
Polished Nickel | White Glass



**B** | **TOB5160HAB-WG**  
Hand-Rubbed Antique Brass | White Glass

opposite page

**A** | **HAILEY MEDIUM ROUND PENDANT**  
ALEXA HAMPTON

**AH5015**  
H: 35" - 87" | W: 18" | Canopy: 4.375" Round  
Socket: E26 Keyless | Bulb: 75 A  
\* Custom Height Available (35" Minimum)



**C** | **TOB5150PN-WG**  
Polished Nickel | White Glass



**C** | **TOB5150AN-WG**  
Antique Nickel | White Glass



**C** | **TOB5150HAB-WG**  
Hand-Rubbed Antique Brass | White Glass



**C** | **TOB5150BZ-WG**  
Bronze | White Glass

**B** | **EDEN MEDIUM PENDANT**  
THOMAS O'BRIEN

**TOB5160**  
H: 36.5" | Fixture: 21" H | W: 9"  
Canopy: 4.75" Round  
Socket: 3 - E26 Keyless | Bulb: 3 - 60 A  
\* Custom Height Available (26" Minimum)

**C** | **MILTON ROAD FLUSH MOUNT**  
THOMAS O'BRIEN

**TOB5150**  
H: 14" | W: 14.25" | Canopy: 5.75" Round  
Socket: E26 Keyless | Bulb: 75 A  
\* Includes Installation Hardware for  
Flush Mount and Pendant



**A** | **AH5210PN**  
Polished Nickel

**A** | **AH5210NB**  
Natural Brass

**A** | **AH5210GM**  
Gun Metal

**A** | **LILY SMALL PENDANT**  
ALEXA HAMPTON

**AH5210**  
H: 46" | W: 15" | Canopy: 4.25" Round  
Socket: 3 - E12 Candelabra | Bulb: 3 - 60 C  
Shade: 9" x 15" x 12"  
\* Custom Height Available (25" Minimum)

**B** | **BRYDEN MEDIUM ROUND PENDANT**  
E. F. CHAPMAN

**CHC5095**  
H: 55" | Fixture: 13" H | W: 18"  
Canopy: 5.5" Round  
Socket: 2 - E26 Keyless | Bulb: 2 - 60 A  
\* Custom Height Available (24" Minimum)  
©EFC DESIGNS

opposite page

**C** | **WHITMAN MEDIUM PENDANT**  
THOMAS O'BRIEN

**TOB5112**  
O/A H: 53" | Fixture: 16.5" H | W: 19.25"  
Canopy: 5.25" Round  
Socket: E26 Keyless | Bulb: 75 A  
**Additional Options:**  
Hand-Rubbed Antique Brass (HAB-HAB)  
Polished Nickel (PN-PN)  
\* Custom Height Available (24" Minimum)

**D** | **WHITMAN LARGE PENDANT**  
THOMAS O'BRIEN

**TOB5113**  
H: 56" | Fixture: 21.75" H | W: 28.25"  
Canopy: 5.25" Round  
Socket: E26 Keyless | Bulb: 75 A  
**Additional Options:**  
Hand-Rubbed Antique Brass | White Glass (HAB-WG)  
Polished Nickel | White Glass (PN-WG)  
\* Custom Height Available (30" Minimum)



**B** | **CHC5095PN**  
Polished Nickel | White Acrylic

**B** | **CHC5095GI**  
Gilded Iron | White Acrylic

**B** | **CHC5095AI**  
Aged Iron | White Acrylic



**C** | **TOB5112PN-WG**  
Polished Nickel | White Glass

**C** | **TOB5112HAB-WG**  
Hand-Rubbed Antique Brass | White Glass

**C** | **TOB5112BZ/HAB-BZ**  
Bronze | Brass



**D** | **TOB5113PN-PN**  
Polished Nickel

**D** | **TOB5113HAB-HAB**  
Hand-Rubbed Antique Brass

**D** | **TOB5113BZ/HAB-BZ**  
Bronze | Brass



**A** TOB5012AW  
Antique White

**A** TOB5012AN  
Antique Nickel

**B** TOB5013HAB  
Hand-Rubbed Antique Brass

**B** TOB5013BZ  
Bronze



**C** TOB5000AW  
Antique White

**C** TOB5000AN  
Antique Nickel

**C** TOB5000HAB  
Hand-Rubbed Antique Brass

**C** TOB5000BZ  
Bronze



**C** TOB5000HAB  
Hand-Rubbed Antique Brass

**A** EUGENE SMALL PENDANT  
THOMAS O'BRIEN

**TOB5012**  
O/A H: 159" | Fixture: 12" H | W: 12"  
Canopy: 3.5" Round  
Socket: E26 Keyless | Bulb: 150 A  
**Additional Options:**  
Bronze (BZ)  
Hand-Rubbed Antique Brass (HAB)  
\* Requires Smaller Outlet Box  
\* Custom Height Available (17" Minimum)

**B** EUGENE MEDIUM PENDANT  
THOMAS O'BRIEN

**TOB5013**  
O/A H: 162" | Fixture: 15" H | W: 15.5"  
Canopy: 3.5" Round  
Socket: E26 Keyless | Bulb: 150 A  
**Additional Options:**  
Antique Nickel (AN)  
Antique White (AW)  
\* Requires Smaller Outlet Box  
\* Custom Height Available (20" Minimum)

**C** EUGENE LARGE PENDANT  
THOMAS O'BRIEN

**TOB5000**  
H: 156" | Fixture: 19" H | W: 21"  
Canopy: 3.5" Round  
Socket: E26 Keyless | Bulb: 150 A  
\* Requires Smaller Outlet Box  
\* Custom Height Available (24" Minimum)



**A** | **CHC5133PN-WG**  
Polished Nickel | White Glass

**A** | **CHC5133AN-AN**  
Antique Nickel

**A** | **CHC5133AB-WG**  
Antique-Burnished Brass | White Glass

**A** | **CHC5133BZ-BZ**  
Bronze



**B** | **CHC5136PN-PN**  
Polished Nickel

**B** | **CHC5136AN-WG**  
Antique Nickel | White Glass

**B** | **CHC5136AB-AB**  
Antique-Burnished Brass

**B** | **CHC5136BZ-WG**  
Bronze | White Glass



**B** | **CHC5136BZ-BZ**  
Bronze

**A** | **COUNTRY INDUSTRIAL SMALL PENDANT**  
E. F. CHAPMAN

**CHC5133**  
H: 59" | W: 14" | Canopy: 5.5" Round  
Socket: E26 Keyless | Bulb: 100 A  
Shade: 9.5" x 14"

**Additional Options:**  
Antique-Burnished Brass | Brass (AB-AB)  
Antique Nickel | White Glass (AN-WG)  
Bronze | White Glass (BZ-WG)  
Polished Nickel | Polished Nickel (PN-PN)  
\* Custom Height Available (28" Minimum)  
©EFC DESIGNS

**B** | **COUNTRY INDUSTRIAL LARGE PENDANT**  
E. F. CHAPMAN

**CHC5136**  
H: 59" | W: 19.5" | Canopy: 5.5" Round  
Socket: E26 Keyless | Bulb: 100 A  
Shade: 9.5" x 19.5"

**Additional Options:**  
Antique-Burnished Brass | White Glass (AB-WG)  
Antique Nickel | Antique Nickel (AN-AN)  
Polished Nickel | White Glass (PN-WG)  
\* Custom Height Available (28" Minimum)  
©EFC DESIGNS





**A** | **SL5175PN-PN2** Polished Nickel      **A** | **SL5175AN-AN2** Antique Nickel      **A** | **SL5175HAB-HAB2** Hand-Rubbed Antique Brass      **A** | **SL5175BZ-BZ2** Bronze

opposite page

**A** **YOKE SMALL PENDANT**  
E. F. CHAPMAN

**SL5175**  
H: 55.75" | W: 11" | Canopy: 5.5" Round  
Socket: E26 Keyless | Bulb: 150 A  
\* Custom Height Available (24" Minimum)  
©EFC DESIGNS

**B** **YOKE LARGE PENDANT**  
E. F. CHAPMAN

**SL5175**  
H: 55.75" | W: 17.5" | Canopy: 5.5" Round  
Socket: E26 Keyless | Bulb: 150 A  
\* Custom Height Available (24" Minimum)  
©EFC DESIGNS



**C** | **SL5174PN-PN** Polished Nickel      **C** | **SL5174AN-AN** Antique Nickel      **C** | **SL5174HAB-HAB** Hand-Rubbed Antique Brass      **C** | **SL5174BZ-BZ** Bronze



**B** | **SL5175PN-PN1** Polished Nickel      **B** | **SL5175AN-AN1** Antique Nickel      **B** | **SL5175HAB-HAB1** Hand-Rubbed Antique Brass      **B** | **SL5175BZ-BZ1** Bronze

**C** **YOKE MINI PENDANT**  
E. F. CHAPMAN

**SL5174**  
H: 47" | W: 5.5" | Canopy: 4.5" Round  
Socket: E26 Keyless | Bulb: 60 A  
\* Custom Height Available (18" Minimum)  
©EFC DESIGNS



**C** | **SL5174PN-WG** Polished Nickel | White Glass      **C** | **SL5174AN-WG** Antique Nickel | White Glass      **C** | **SL5174HAB-WG** Hand-Rubbed Antique Brass | White Glass      **C** | **SL5174BZ-WG** Bronze | White Glass



A | **CHC5101AN-AN**  
Antique Nickel



A | **CHC5101BZ-BZ**  
Bronze



A | **CHC5101AB-AB**  
Antique-Burnished Brass

opposite page

A | **SLOANE SINGLE SHOP PENDANT**  
E. F. CHAPMAN

**CHC5101**  
O/A H: 47.25" | W: 15.5" | Canopy: 5.75" Round  
Socket: 2 - E26 Keyless | Bulb: 2 - 60 A  
Shade: 11.5" x 15.5" x 10"  
**Additional Options:**  
Antique-Burnished Brass | Linen (AB-L)  
Antique Nickel | Linen (AN-L)  
Bronze | Linen (BZ-L)  
\* Custom Height Available (21" Minimum)  
©EFC DESIGNS



B | **CHC5132PN-PN**  
Polished Nickel | White Acrylic



B | **CHC5132AN-AN**  
Antique Nickel | White Acrylic



B | **CHC5132AB-AB**  
Antique-Burnished Brass | White Acrylic



B | **CHC5132BZ-BZ**  
Bronze | White Acrylic



B | **CHC5132PN-CG**  
Polished Nickel | Clear Glass



B | **CHC5132AN-WG**  
Antique Nickel | White Glass



B | **CHC5132AB-WG**  
Antique-Burnished Brass | White Glass



B | **CHC5132BZ-WG**  
Bronze | White Glass

B | **SLOANE SINGLE PENDANT**  
E. F. CHAPMAN

**CHC5132**  
H: 44" | W: 10" | Canopy: 5.5" Round  
Socket: E26 Keyless | Bulb: 100 A  
**Additional Options:**  
Antique-Burnished Brass | Clear Glass (AB-CG)  
Antique Nickel | Clear Glass (AN-CG)  
Bronze | Clear Glass (BZ-CG)  
Polished Nickel | White Glass (PN-WG)  
\* Custom Height Available (21" Minimum)  
©EFC DESIGNS





**A** | **SL5125PN/SLD-PN**  
Polished Nickel | Mini Slant

**A** | **SL5125AN/SLD-AN**  
Antique Nickel | Mini Slant

**A** | **SL5125HAB/SLD-HAB**  
Hand-Rubbed Antique Brass | Mini Slant

**A** | **SL5125BZ/SLD-BZ**  
Bronze | Mini Slant



**B** | **SL5125PN-WG1**  
Polished Nickel | White Glass Slant

**B** | **SL5125AN-CG1**  
Antique Nickel | Clear Glass Slant

**B** | **SL5125HAB-WG1**  
Hand-Rubbed Antique Brass | White Glass Slant

**B** | **SL5125BZ-CG1**  
Bronze | Clear Glass Slant



**A** | **BOSTON PENDANT**  
E. F. CHAPMAN

**SL5125**  
O/A H: 42" | W: 7.25" | Canopy: 4.5" Round  
Socket: E26 Keyless | Bulb: 100 A  
\* Custom Height Available (14" Minimum)  
©EFC DESIGNS

**B** | **BOSTON PENDANT**  
E. F. CHAPMAN

**SL5125**  
O/A H: 42" | W: 10" | Canopy: 4.5" Round  
Socket: E26 Keyless | Bulb: 100 A  
\* Custom Height Available (14" Minimum)  
©EFC DESIGNS

**Additional Options for Boston:**  
Antique Nickel (AN)  
Bronze (BZ)  
Hand-Rubbed Antique Brass (HAB)  
Polished Nickel (PN)  
Clear Glass Slant (CG1)  
White Glass Slant (WG1)  
Small White Dish Glass (WG2)  
Large White Dish Glass (WG3)  
Small Vintage Mercury Dish Glass (MG2)  
Large Vintage Mercury Dish Glass (MG3)  
SLEG (SLEG)

**B** | **SL5125BZ-WG1**  
Bronze | White Glass Slant



**A** **TOB5076PN-CG**  
Polished Nickel | Prismatic Glass



**A** **TOB5076AI-CG**  
Aged Iron | Prismatic Glass



**B** **TOB5042HAB-WHT**  
Hand-Rubbed Antique Brass | White | Prismatic Glass

opposite page

**A** **HARRIS MEDIUM FRAMED PENDANT**  
THOMAS O'BRIEN

**TOB5076**  
H: 49" | Fixture: 25.25" H | W: 17"  
Canopy: 7" Round  
Socket: E26 Keyless | Bulb: 75 A  
\* Custom Height Available (41" Minimum)



**B** **TOB5042PN-WHT**  
Polished Nickel | White | Prismatic Glass



**B** **TOB5042PN-G**  
Polished Nickel | Green | Prismatic Glass



**B** **TOB5042HAB-WHT**  
Hand-Rubbed Antique Brass | White | Prismatic Glass



**B** **TOB5042HAB-G**  
Hand-Rubbed Antique Brass | Green | Prismatic Glass

**B** **HENRY INDUSTRIAL HANGING LIGHT**  
THOMAS O'BRIEN

**TOB5042**  
H: 54.5" | Fixture: 24" H | W: 18"  
Canopy: 5.25" Round  
Socket: 2 - E26 Keyless | Bulb: 2 - 75 A  
\* Custom Height Available (31" Minimum)



**A** | **TOB5154PN-SG**  
Polished Nickel | Seeded Glass

**A** | **TOB5154AN-WG**  
Antique Nickel | White Glass

**B** | **TOB5155HAB-SG**  
Hand-Rubbed Antique Brass | Seeded Glass

**B** | **TOB5155BZ-WG**  
Bronze | White Glass



**C** | **TOB5156PN-WG**  
Polished Nickel | White Glass

**C** | **TOB5156AN-SG**  
Antique Nickel | Seeded Glass

**C** | **TOB5156HAB-WG**  
Hand-Rubbed Antique Brass | White Glass

**C** | **TOB5156BZ-SG**  
Bronze | Seeded Glass

**A** | **GALE PETITE PENDANT**  
THOMAS O'BRIEN

**TOB5154**  
H: 38.5" | Fixture: 11" H | W: 7.5"  
Canopy: 5" Round  
Socket: E26 Keyless | Bulb: 60 A  
\* Slope Mount Included  
\* Custom Height Available (20" Minimum)

**B** | **GALE SMALL PENDANT**  
THOMAS O'BRIEN

**TOB5155**  
H: 45.75" | Fixture: 17.25" H | W: 11.25"  
Canopy: 5" Round  
Socket: E26 Keyless | Bulb: 75 A  
\* Slope Mount Included  
\* Custom Height Available (24" Minimum)

**C** | **GALE LARGE PENDANT**  
THOMAS O'BRIEN

**TOB5156**  
H: 51" | Fixture: 24" H | W: 15.5"  
Canopy: 5" Round  
Socket: E26 Keyless | Bulb: 75 A  
\* Slope Mount Included  
\* Custom Height Available (32" Minimum)

**Available Options for Gale:**  
Antique Nickel (AN)  
Bronze (BZ)  
Hand-Rubbed Antique Brass (HAB)  
Polished Nickel (PN)  
Seeded Glass (SG)  
White Glass (WG)



**A** | **TOB5154PN-SG**  
Polished Nickel | White Glass



**A** | **TOB5751PN-CG**  
Polished Nickel | Clear Glass

**A** | **TOB5751HAB-CG**  
Hand-Rubbed Antique Brass | Clear Glass

**A** | **TOB5751BZ-CG**  
Bronze | Clear Glass



**B** | **TOB5752PN-WG**  
Polished Nickel | White Glass

**B** | **TOB5752HAB-WG**  
Hand-Rubbed Antique Brass | White Glass

**B** | **TOB5752BZ-WG**  
Bronze | White Glass

**A** | **ROBINSON SMALL PENDANT**  
THOMAS O'BRIEN  
  
**TOB5751**  
H: 11.25" | W: 4.75" | Canopy: 4.5" Round  
Socket: E12 Candelabra | Bulb: 60 B

**B** | **ROBINSON MEDIUM PENDANT**  
THOMAS O'BRIEN  
  
**TOB5752**  
H: 15" | W: 7.5" | Canopy: 4.5" Round  
Socket: E26 Keyless | Bulb: 75 A

**C** | **ROBINSON LARGE PENDANT**  
THOMAS O'BRIEN  
  
**TOB5753**  
H: 19.5" | W: 11.75" | Canopy: 4.5" Round  
Socket: E26 Keyless | Bulb: 75 A

**Available Options for Robinson:**  
Bronze (BZ)  
Hand-Rubbed Antique Brass (HAB)  
Polished Nickel (PN)  
Clear Glass (CG)  
Seeded Glass (SG)  
White Glass (WG)



**C** | **TOB5753HAB-SG**  
Hand-Rubbed Antique Brass | Seeded Glass



**C** | **TOB5753PN-SG**  
Polished Nickel | Seeded Glass



**C** | **TOB5753BZ-SG**  
Bronze | Seeded Glass



**A** **TOB5431PN-CG**  
Polished Nickel | Clear Glass

**A** **TOB5431HAB-CG**  
Hand-Rubbed Antique Brass | Clear Glass

**B** **TOB5432HAB-CG**  
Hand-Rubbed Antique Brass | Clear Glass

**B** **TOB5432BZ/HAB-CG**  
Bronze | Hand-Rubbed Antique Brass | Clear Glass



**C** **TOB5433PN-CG**  
Polished Nickel | Clear Glass

**C** **TOB5433HAB-CG**  
Hand-Rubbed Antique Brass | Clear Glass

**C** **TOB5433BZ/HAB-CG**  
Bronze | Hand-Rubbed Antique Brass | Clear Glass

opposite page

**A** **GABLE LARGE DOME PENDANT**  
THOMAS O'BRIEN

**TOB5431**  
H: 53.5" | Fixture: 18" H | W: 21.5"  
Canopy: 5.5" Round  
Socket: E26 Keyless | Bulb: 75 A  
**Available Options:**  
Hand-Rubbed Antique Brass | Clear Glass (HAB-CG)  
\* Custom Height Available (23" Minimum)

**B** **GABLE MEDIUM BELL PENDANT**  
THOMAS O'BRIEN

**TOB5432**  
H: 57.5" | Fixture: 22.25" H | W: 15"  
Canopy: 5.5" Round  
Socket: E26 Keyless | Bulb: 75 A  
**Available Options:**  
Polished Nickel | Clear Glass (PN-CG)

**C** **GABLE LARGE CONICAL PENDANT**  
THOMAS O'BRIEN

**TOB5433**  
H: 52.5" | Fixture: 17" H | W: 26"  
Canopy: 5.5" Round  
Socket: E26 Keyless | Bulb: 75 A

**D** **GABLE LARGE GLOBE PENDANT**  
THOMAS O'BRIEN

**TOB5430**  
H: 57" | Fixture: 21.5" H | W: 15"  
Canopy: 5.5" Round  
Socket: E26 Keyless | Bulb: 75 A  
**Available Options:**  
Hand-Rubbed Antique Brass | Clear Glass (HAB-CG)  
Polished Nickel | Clear Glass (PN-CG)  
\* Custom Height Available (26.75" Minimum)



**D** **TOB5430BZ/HAB-CG**  
Bronze | Hand-Rubbed Antique Brass | Clear Glass



**A** | **TOB5226BZ/G2-CG**  
Bronze | Clear Glass

**A** | **KATIE ACORN PENDANT**  
THOMAS O'BRIEN

**TOB52262**  
H: 13" | W: 10.5" | Canopy: 5.25" Round  
Socket: E26 Keyless | Bulb: 75 A  
\* Item Includes 3 ft. of Chain

**Available Options for Katie:**  
Bronze (BZ)  
Hand-Rubbed Antique Brass (HAB)  
Polished Nickel (PN)  
Clear Glass (CG)  
Seeded Glass (SG)  
White Glass (WG)

opposite page

**B** | **KATIE GLOBE PENDANT**  
THOMAS O'BRIEN

**TOB52264**  
H: 14" | W: 12" | Canopy: 5.25" Round  
Socket: E26 Keyless | Bulb: 75 A  
\* Item Includes 3 ft. of Chain

**C** | **KATIE DOME PENDANT**  
THOMAS O'BRIEN

**TOB52265**  
H: 10.75" | W: 12" | Canopy: 5.25" Round  
Socket: E26 Keyless | Bulb: 75 A  
\* Item Includes 3 ft. of Chain

**D** | **KATIE CONICAL PENDANT**  
THOMAS O'BRIEN

**TOB52266**  
H: 14.75" | W: 15.75" | Canopy: 5.25" Round  
Socket: E26 Keyless | Bulb: 75 A  
\* Item Includes 3 ft. of Chain

**E** | **KATIE CYLINDER PENDANT**  
THOMAS O'BRIEN

**TOB52263**  
H: 15.75" | W: 7" | Canopy: 5.25" Round  
Socket: E26 Keyless | Bulb: 75 A  
\* Item Includes 3 ft. of Chain



**B** | **TOB5226PN/G4-CG**  
Polished Nickel | Clear Glass



**B** | **TOB5226HAB/G4-SG**  
Hand-Rubbed Antique Brass | Seeded Glass



**C** | **TOB5226PN/G5-CG**  
Polished Nickel | Clear Glass



**C** | **TOB5226HAB/G5-SG**  
Hand-Rubbed Antique Brass | Seeded Glass



**D** | **TOB5226PN/G6-CG**  
Polished Nickel | Clear Glass



**D** | **TOB5226BZ/G6-WG**  
Bronze | White Glass



**E** | **TOB5226PN/G3-CG**  
Polished Nickel | Clear Glass



**E** | **TOB5226BZ/G3-WG**  
Bronze | White Glass

**A PRESIDIO PETITE PENDANT**  
IAN K. FOWLER

**S5672**  
O/A H: 47" | Fixture: 11.5" H | W: 4.25"  
Canopy: 4.75" Round  
Socket: E26 Keyless | Bulb: 60 T  
**Additional Options:**  
Bronze | Clear Glass (BZ-CG)  
Hand-Rubbed Antique Brass | Clear Glass (HAB-CG)  
\* Custom Height Available (18" Minimum)

**B PRESIDIO SMALL PENDANT**  
IAN K. FOWLER

**S5673**  
O/A H: 51.5" | Fixture: 15.75" H | W: 6.5"  
Canopy: 4.75" Round  
Socket: E26 Keyless | Bulb: 60 T  
**Additional Options:**  
Polished Nickel | Clear Glass (PN-CG)  
\* Custom Height Available (26" Minimum)

**C PRESIDIO MEDIUM PENDANT**  
IAN K. FOWLER

**S5674**  
O/A H: 59.5" | Fixture: 24.5" H | W: 12.5"  
Canopy: 4.75" Round  
Socket: 4 - E26 Keyless | Bulb: 4 - 40 T  
\* Custom Height Available (38" Minimum)



**A S5672PN-CG**  
Polished Nickel | Clear Glass

**B S5673HAB-CG**  
Hand-Rubbed Antique Brass | Clear Glass

**B S5673BZ-CG**  
Bronze | Clear Glass



**C S5674PN-CG**  
Polished Nickel | Clear Glass

**C S5674HAB-CG**  
Hand-Rubbed Antique Brass | Clear Glass

**C S5674BZ-CG**  
Bronze | Clear Glass

**D MARAIS PETITE PENDANT**  
THOMAS O'BRIEN

**TOB5305**  
H: 52" | Fixture: 14" H | W: 5" | Canopy: 6" Round  
Socket: E26 Keyless | Bulb: 60 A  
**Additional Options:**  
Bronze | Brass | White Glass (BZ/HAB-WG)  
Hand-Rubbed Antique Brass | White Glass (HAB-WG)  
Polished Nickel | Clear Glass (PN-CG)



**D TOB5305PN-WG**  
Polished Nickel | White Glass

**D TOB5305HAB-CG**  
Hand-Rubbed Antique Brass | Clear Glass

**D TOB5305BZ/HAB-CG**  
Bronze | Hand-Rubbed Antique Brass | Clear Glass

**E IRIS SINGLE PENDANT**  
THOMAS O'BRIEN

**TOB5702**  
Fixture: 9.5" H | W: 7.5" | Canopy: 6" Square  
Socket: E26 Keyless | Bulb: 60 G  
\* Custom Height Available (15" Minimum)



**E TOB5702PN-CG**  
Polished Nickel | Clear Glass

**E TOB5702HAB-CG**  
Hand-Rubbed Antique Brass | Clear Glass

**E TOB5702BZ/HAB-CG**  
Bronze | Brass | Clear Glass



CEILING | LANTERNS





A | **CHC2178PN**  
Polished Nickel

A | **CHC2178GI**  
Gilded Iron

A | **CHC2178AI**  
Aged Iron

A | **DARLANA MEDIUM DOUBLE CAGE LANTERN**  
E. F. CHAPMAN

**CHC2178**  
Fixture: 24.5" H | W: 17" | Canopy: 6" Round  
Socket: 3 - E12 Candelabra | Bulb: 3 - 60 C  
©EFC DESIGNS

B | **DARLANA LARGE DOUBLE CAGE LANTERN**  
E. F. CHAPMAN

**CHC2179**  
Fixture: 34" H | W: 24" | Canopy: 7.5" Round  
Socket: 4 - E12 Candelabra | Bulb: 4 - 40 C  
©EFC DESIGNS

opposite page

C | **DARLANA EXTRA LARGE DOUBLE CAGE LANTERN**  
E. F. CHAPMAN

**CHC2199**  
Fixture: 42" H | W: 29" | Canopy: 6" Round  
Socket: 4 - E12 Candelabra | Bulb: 4 - 60 C  
©EFC DESIGNS



B | **CHC2179PN**  
Polished Nickel

B | **CHC2179GI**  
Gilded Iron

B | **CHC2179AI**  
Aged Iron

C | **CHC2179GI**  
Gilded Iron



C | **CHC2199PN**  
Polished Nickel



C | **CHC2199AI**  
Aged Iron



A CHC2165PN  
Polished Nickel



A CHC2165AI  
Aged Iron



A CHC2165AB  
Antique-Burnished Brass

opposite page

A **DARLANA MEDIUM LANTERN**  
E. F. CHAPMAN

**CHC2165**  
Fixture: 24.5" H | W: 17" | Canopy: 6" Round  
Socket: 4 - E12 Candelabra | Bulb: 4 - 60 C  
**Additional Options:**  
Old White (OW)  
Gilded Iron (GI)  
©EFC DESIGNS



B CHC2176PN  
Polished Nickel



B CHC2176GI  
Gilded Iron



B CHC2176AI  
Aged Iron



C CHC2177PN  
Polished Nickel



C CHC2177GI  
Gilded Iron



C CHC2177AI  
Aged Iron

B **DARLANA LARGE LANTERN**  
E. F. CHAPMAN

**CHC2176**  
Fixture: 34" H | W: 24" | Canopy: 7.5" Round  
Socket: 6 - E12 Candelabra | Bulb: 6 - 60 C  
©EFC DESIGNS

C **DARLANA EXTRA LARGE LANTERN**  
E. F. CHAPMAN

**CHC2177**  
Fixture: 42" H | W: 29" | Canopy: 7.5" Round  
Socket: 6 - E12 Candelabra | Bulb: 6 - 60 C  
©EFC DESIGNS

**A** **DARLANA MINI LANTERN**  
E. F. CHAPMAN

**CHC2175**  
Fixture: 14" H | W: 9.75" | Canopy: 5.5" Round  
Socket: 3 - E12 Candelabra | Bulb: 3 - 60 C  
©EFC DESIGNS



**A** **CHC2175PN**  
Polished Nickel

**A** **CHC2175GI**  
Gilded Iron

**A** **CHC2175AI**  
Aged Iron

**B** **DARLANA SMALL LANTERN**  
E. F. CHAPMAN

**CHC2164**  
Fixture: 18" H | W: 12.5" | Canopy: 5.5" Round  
Socket: 4 - E12 Candelabra | Bulb: 4 - 60 C  
©EFC DESIGNS



**B** **CHC2164PN**  
Polished Nickel

**B** **CHC2164GI**  
Gilded Iron

**B** **CHC2164AI**  
Aged Iron

**C** **DARLANA MEDIUM TALL LANTERN**  
E. F. CHAPMAN

**CHC2185**  
H: 18" | W: 7.5" | Canopy: 5.5" Round  
Socket: 2 - E12 Candelabra | Bulb: 2 - 60 C  
©EFC DESIGNS



**C** **CHC2185PN**  
Polished Nickel

**C** **CHC2185GI**  
Gilded Iron

**C** **CHC2185AI**  
Aged Iron

**D** **DARLANA MEDIUM WIDE LANTERN**  
E. F. CHAPMAN

**CHC2187**  
H: 25" | W: 28" | Canopy: 7.5" Round  
Socket: 4 - E12 Candelabra | Bulb: 4 - 60 C  
©EFC DESIGNS



**D** **CHC2187PN**  
Polished Nickel

**D** **CHC2187GI**  
Gilded Iron

**D** **CHC2187AI**  
Aged Iron



**A** | **SL5870PN**  
Polished Nickel | Clear Glass

**A** | **SL5870HAB**  
Hand-Rubbed Antique Brass | Clear Glass

**A** | **SL5870BR**  
Blackened Rust | Clear Glass

**A** | **CORNICE SEMI-FLUSH LANTERN**  
E. F. CHAPMAN

**SL5870**  
O/A H: 16.5" | W: 9.5" | Canopy: 6" Round  
Socket: 3 - E12 Candelabra | Bulb: 3 - 60 C  
**Additional Options:**  
Bronze | Clear Glass (BZ)  
©EFC DESIGNS

**B** | **CORNICE SMALL LANTERN**  
E. F. CHAPMAN

**SL5871**  
H: 24" | W: 14.5" | Canopy: 6" Round  
Socket: 4 - E12 Candelabra | Bulb: 4 - 60 C  
**Additional Options:**  
Blackened Rust | Clear Glass (BR)  
\* Custom Height Available (22.5" Minimum)  
©EFC DESIGNS

**C** | **CORNICE LARGE LANTERN**  
E. F. CHAPMAN

**SL5872**  
H: 36" | W: 20" | Canopy: 6" Round  
Socket: 4 - E12 Candelabra | Bulb: 4 - 60 C  
**Additional Options:**  
Bronze | Clear Glass (BZ)  
\* Custom Height Available (41" Minimum)  
©EFC DESIGNS

**B** | **SL5871PN**  
Polished Nickel | Clear Glass

**B** | **SL5871HAB**  
Hand-Rubbed Antique Brass | Clear Glass

**B** | **SL5871BZ**  
Bronze | Clear Glass



**C** | **SL5872BR**  
Blackened Rust | Clear Glass



**C** | **SL5872PN**  
Polished Nickel | Clear Glass



**C** | **SL5872HAB**  
Hand-Rubbed Antique Brass | Clear Glass



**A** **CHC5610PN-CG**  
Polished Nickel | Clear Glass

**A** **CHC5610AN-CG**  
Antique Nickel | Clear Glass

**B** **CHC5611AB-CG**  
Antique-Burnished Brass | Clear Glass

**B** **CHC5611BZ-CG**  
Bronze | Clear Glass

**A** **LAUNCETON SMALL SQUARE LANTERN**  
E. F. CHAPMAN

**CHC5610**  
H: 25.75" | W: 12.5" | Canopy: 5.25" Round  
Socket: 4 - E12 Candelabra | Bulb: 4 - 60 C  
**Additional Options:**  
Antique-Burnished Brass | Clear Glass (AB-CG)  
Bronze | Clear Glass (BZ-CG)  
©EFC DESIGNS

**B** **LAUNCETON MEDIUM SQUARE LANTERN**  
E. F. CHAPMAN

**CHC5611**  
H: 34.5" | W: 17" | Canopy: 5.25" Round  
Socket: 4 - E12 Candelabra | Bulb: 4 - 60 C  
**Additional Options:**  
Antique Nickel | Clear Glass (AN-CG)  
Polished Nickel | Clear Glass (PN-CG)  
©EFC DESIGNS

**C** **LAUNCETON LARGE SQUARE LANTERN**  
E. F. CHAPMAN

**CHC5612**  
H: 46" | W: 24" | Canopy: 6.25" Round  
Socket: 4 - E12 Candelabra | Bulb: 4 - 60 C  
\* Requires Special Assembly and Installation  
©EFC DESIGNS



**C** **CHC5612PN-CG**  
Polished Nickel | Clear Glass

**C** **CHC5612AN-CG**  
Antique Nickel | Clear Glass

**C** **CHC5612AB-CG**  
Antique-Burnished Brass | Clear Glass

**C** **CHC5612BZ-CG**  
Bronze | Clear Glass



**B** **CHC5611AB-CG**  
Antique-Burnished Brass | Clear Glass



**A** **S5167PN-CG**  
Polished Nickel | Clear Glass



**A** **S5167HAB-CG**  
Hand-Rubbed Antique Brass | Clear Glass



**A** **S5167HAB-CG**  
Hand-Rubbed Antique Brass | Clear Glass



**B** **SC5020PN-WG**  
Polished Nickel | White Glass



**B** **SC5020AB-WG**  
Antique-Burnished Brass | White Glass

opposite page

**A** **PRESIDIO MEDIUM LANTERN**  
IAN K. FOWLER

**S5167**  
O/A H: 69" | Fixture: 23" H | W: 18"  
Canopy: 5.5" Square  
Socket: E26 Keyless | Bulb: 60 T  
\* Custom Height Available (28" Minimum)



**C** **BBL5102PN-FA**  
Polished Nickel | Frosted Acrylic



**C** **BBL5102PWT-FA**  
Pewter | Frosted Acrylic



**C** **BBL5102BZ-FA**  
Bronze | Frosted Acrylic



**C** **BBL5102SB-FA**  
Soft Brass | Frosted Acrylic

**B** **MARIN LANTERN**  
ERIC COHLER

**SC5020**  
H: 44" | Fixture: 21" H | W: 20.75"  
Canopy: 5" Round  
Socket: 6 - E17 Keyless | Bulb: 6 - 25 T  
**Additional Options:**  
Bronze | White Glass (BZ-WG)  
\* Custom Height Available (29" Minimum)

**C** **ODEUM MEDIUM LANTERN**  
BARBARA BARRY

**BBL5102**  
O/A H: 55.5" | Fixture: 32.25" H | W: 17"  
Canopy: 5.5" Round  
Socket: 2 - E26 Keyless | Bulb: 2 - 60 A  
\* Custom Height Available (36" Minimum)



**A** | **CHC2201PN-CG**  
Polished Nickel | Clear Glass



**A** | **DARLANA 16\"/>**



**B** | **DARLANA 24\"/>**



**C** | **CHC5055PN-WG**  
Polished Nickel | White Glass

**A** | **CHC2201PN-CG**  
Polished Nickel | Clear Glass

**A** | **CHC2201AI-CG**  
Aged Iron | Clear Glass



**B** | **CHC2202PN-CG**  
Polished Nickel | Clear Glass



**B** | **CHC2202AI-CG**  
Aged Iron | Clear Glass

**C** | **EASTERLY SMALL PENDANT**  
E. F. CHAPMAN  
**CHC5055**  
H: 51.5" | Fixture: 11" H | W: 5.75"  
Canopy: 5.75" Square  
Socket: E26 Keyless | Bulb: 75 A  
**Additional Options:**  
Antique-Burnished Brass | White Glass (AB-WG)  
\* Custom Height Available (18" Minimum)  
©EFC DESIGNS



**C** | **CHC5055BZ-WG**  
Bronze | White Glass



**A** S5193AI-CG  
Aged Iron | Clear Glass

**A HALLE MEDIUM LANTERN**  
IAN K. FOWLER

**S5193**  
H: 71.25" | Fixture: 36" H | W: 18"  
Canopy: 4.5" Round  
Socket: 4 - E26 Keyless | Bulb: 4 - 60 T  
**Additional Options:**  
Polished Nickel | Clear Glass (PN-CG)  
\* Custom Height Available (54.5" Minimum)

opposite page

**B HALLE PETITE LANTERN**  
IAN K. FOWLER

**S5190**  
O/A H: 55" | Fixture: 19.25" H | W: 6.75"  
Canopy: 4.5" Round  
Socket: E26 Keyless | Bulb: 60 T  
\* Custom Height Available (28" Minimum)

**C HALLE SMALL LANTERN**  
IAN K. FOWLER

**S5192**  
H: 62" | Fixture: 26.25" H | W: 14"  
Canopy: 4.5" Round  
Socket: 4 - E26 Keyless | Bulb: 4 - 60 T  
\* Custom Height Available (41" Minimum)

**D MILO SMALL PENDANT**  
IAN K. FOWLER


**S5321**  
H: 47.75" | Fixture: 11" H | W: 8"  
Canopy: 5.75" Square  
Socket: E12 Candelabra | Bulb: 40 B  
**Additional Options:**  
Aged Iron | Linen (AI-L)  
\* Custom Height Available (18.25" Minimum)

**E MILO MEDIUM PENDANT**  
IAN K. FOWLER

**S5323**  
H: 58.75" | Fixture: 22" H | W: 15"  
Canopy: 5.75" Square  
Socket: 4 - E12 Candelabra | Bulb: 4 - 40 B  
**Additional Options:**  
Polished Nickel | Linen (PN-L)  
\* Custom Height Available (28.75" Minimum)

**F MILO LARGE PENDANT**  
IAN K. FOWLER

**S5325**  
H: 66.25" | Fixture: 29.5" H | W: 20"  
Canopy: 5.75" Square  
Socket: 4 - E12 Candelabra | Bulb: 4 - 40 B  
\* Requires Special Assembly and Installation

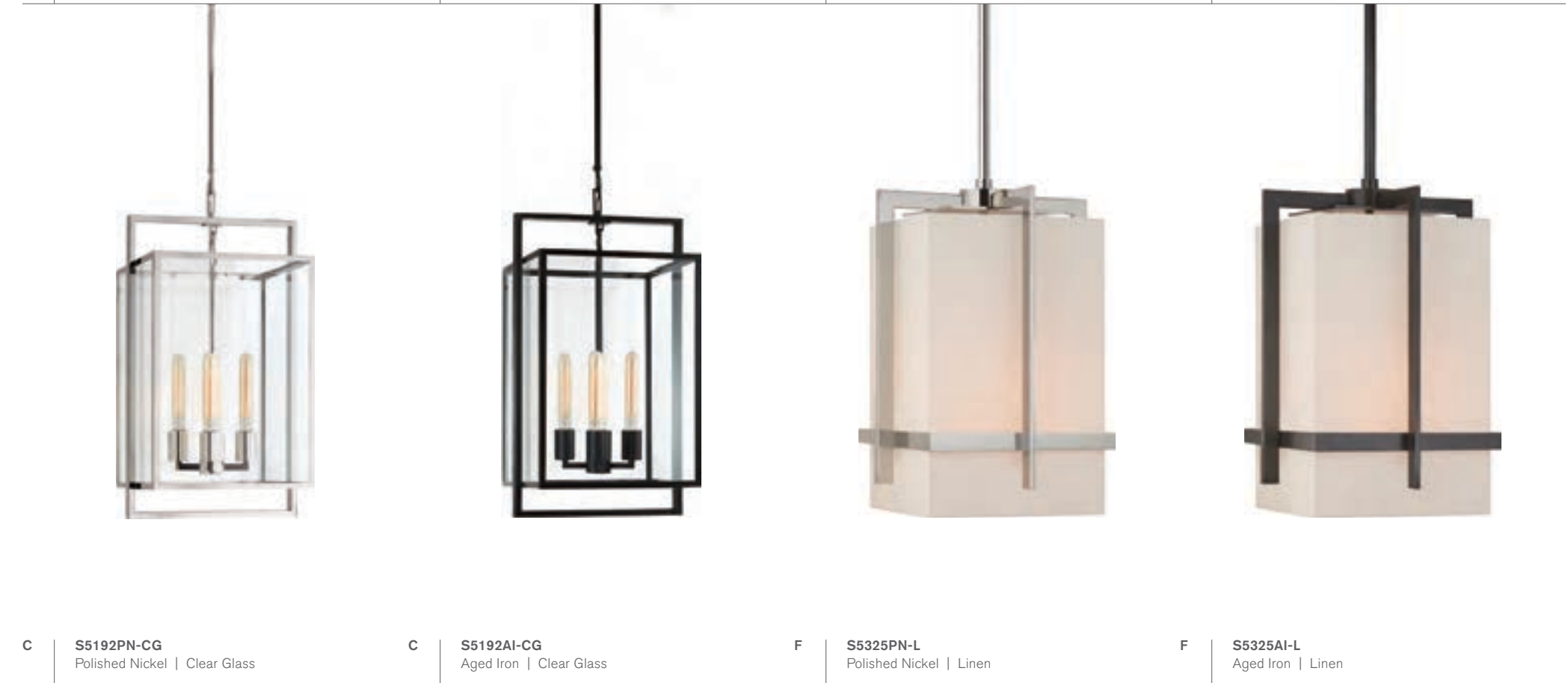


**B** S5190PN-CG  
Polished Nickel | Clear Glass

**B** S5190AI-CG  
Aged Iron | Clear Glass

**D** S5321PN-L  
Polished Nickel | Linen

**E** S5323AI-L  
Aged Iron | Linen



**C** S5192PN-CG  
Polished Nickel | Clear Glass

**C** S5192AI-CG  
Aged Iron | Clear Glass

**F** S5325PN-L  
Polished Nickel | Linen

**F** S5325AI-L  
Aged Iron | Linen





**A CAGED SMALL LANTERN**  
ERIC COHLER  
**SC5159**  
H: 16" | W: 16" | Canopy: 7" Round  
Socket: E26 Keyless | Bulb: 60 B  
Shade: 11" Cube

**B CAGED MEDIUM LANTERN**  
ERIC COHLER  
**SC5160**  
H: 22" | W: 22" | Canopy: 7" Round  
Socket: 2 - E26 Keyless | Bulb: 2 - 60 A  
Shade: 15.25" Cube

**A SC5159PN**  
Polished Nickel | Natural Paper

**A SC5159HAB**  
Hand-Rubbed Antique Brass | Natural Paper

**A SC5159BZ**  
Bronze | Natural Paper



opposite page

**C STAR LANTERN**  
J. RANDALL POWERS

**SP5004**  
H: 29" | W: 18" | Canopy: 5.75" Round  
Socket: 4 - E12 Candelabra | Bulb: 4 - 60 C

**D OSBORNE LANTERN**  
E. F. CHAPMAN

**CHC2217**  
H: 22" | W: 18" | Canopy: 5.5" Square  
Socket: 3 - E12 Candelabra | Bulb: 3 - 60 C  
**Additional Options:**  
Gilded Iron (GI)  
©EFC DESIGNS

**B SC5160PN**  
Polished Nickel | Natural Paper

**B SC5160HAB**  
Hand-Rubbed Antique Brass | Natural Paper

**B SC5160BZ**  
Bronze | Natural Paper



**C SP5004AI**  
Aged Iron



**D CHC2217PN**  
Polished Nickel



**D CHC2217AI**  
Aged Iron



**A** | **SP5001HAB**  
Hand-Rubbed Antique Brass | Clear Glass



**A** | **SP5001BZ**  
Bronze | Clear Glass



**A** | **SP5001PN**  
Polished Nickel | Clear Glass

opposite page

**A** | **GREGGORY SMALL LANTERN**  
J. RANDALL POWERS

**SP5001**  
H: 19" | W: 12" | Canopy: 5.75" Round  
Socket: 4 - E12 Candelabra | Bulb: 4 - 60 C



**B** | **SP5002PN**  
Polished Nickel | Clear Glass



**B** | **SP5002HAB**  
Hand-Rubbed Antique Brass | Clear Glass



**B** | **SP5002BZ**  
Bronze | Clear Glass



**B** | **GREGGORY MEDIUM LANTERN**  
J. RANDALL POWERS

**SP5002**  
H: 27.75" | W: 18" | Canopy: 5.75" Round  
Socket: 4 - E12 Candelabra | Bulb: 4 - 60 C



**C** | **GREGGORY LARGE LANTERN**  
J. RANDALL POWERS

**SP5003**  
H: 36.5" | W: 24" | Canopy: 5.75" Round  
Socket: 4 - E12 Candelabra | Bulb: 4 - 60 C



**C** | **SP5003PN**  
Polished Nickel | Clear Glass

**C** | **SP5003HAB**  
Hand-Rubbed Antique Brass | Clear Glass

**C** | **SP5003BZ**  
Bronze | Clear Glass



**A** | **CHC3420PN**  
Polished Nickel | Clear Glass

**A** | **CHC3420AB**  
Antique-Burnished Brass | Clear Glass

**B** | **CHC3421BZ**  
Bronze | Clear Glass

**A** | **ARCH TOP MINI LANTERN**  
E. F. CHAPMAN

**CHC3420**  
H: 16.75" | W: 8.25" | Canopy: 5.75" Round  
Socket: 3 - E12 Candelabra | Bulb: 3 - 60 C  
**Additional Options:**  
Bronze | Clear Glass (BZ)  
©EFC DESIGNS

**B** | **ARCH TOP SMALL LANTERN**  
E. F. CHAPMAN

**CHC3421**  
H: 24" | W: 14.5" | Canopy: 5.75" Round  
Socket: 4 - E12 Candelabra | Bulb: 4 - 60 C  
**Additional Options:**  
Antique-Burnished Brass | Clear Glass (AB)  
Polished Nickel | Clear Glass (PN)  
©EFC DESIGNS

**C** | **ARCH TOP MEDIUM LANTERN**  
E. F. CHAPMAN

**CHC3422**  
H: 29.5" | W: 17.5" | Canopy: 5.75" Round  
Socket: 4 - E12 Candelabra | Bulb: 4 - 60 C  
**Additional Options:**  
Bronze | Clear Glass (BZ)  
©EFC DESIGNS

**D** | **ARCH TOP LARGE LANTERN**  
E. F. CHAPMAN

**CHC3425**  
H: 34.25" | W: 20.25" | Canopy: 5.75" Round  
Socket: 5 - E12 Candelabra | Bulb: 5 - 60 C  
**Additional Options:**  
Antique-Burnished Brass | Clear Glass (AB)  
Polished Nickel | Clear Glass (PN)  
©EFC DESIGNS

**E** | **EDWARDIAN ARCH TOP MEDIUM LANTERN**  
E. F. CHAPMAN

**CHC3423**  
H: 29.5" | W: 18" | Canopy: 5.75" Round  
Socket: 4 - E12 Candelabra | Bulb: 4 - 60 C  
©EFC DESIGNS

opposite page



**C** | **CHC3422PN**  
Polished Nickel | Clear Glass

**C** | **CHC3422AB**  
Antique-Burnished Brass | Clear Glass

**D** | **CHC3425BZ**  
Bronze | Clear Glass



**E** | **CHC3423AB**  
Antique-Burnished Brass | Clear Glass



**E** | **CHC3423PN**  
Polished Nickel | Clear Glass



**E** | **CHC3423BZ**  
Bronze | Clear Glass



**A** | **CHC3453AB-CG**  
Antique-Burnished Brass | Clear Glass

**A** | **CHC3453BZ-CG**  
Bronze | Clear Glass

**B** | **CHC3438PN-CG**  
Polished Nickel | Clear Glass

**B** | **CHC3438AN-CG**  
Antique Nickel | Clear Glass



**C** | **CHC3439AB-CG**  
Antique-Burnished Brass | Clear Glass

**C** | **CHC3439BZ-CG**  
Bronze | Clear Glass

**D** | **CHC3440PN-CG**  
Polished Nickel | Clear Glass

**D** | **CHC3440AN-CG**  
Antique Nickel | Clear Glass

**A** | **PLANTATION MEDIUM WIDE LANTERN**  
E. F. CHAPMAN

**CHC3453**  
H: 25.5" | W: 29" | Canopy: 5.5" Round  
Socket: 8 - E12 Candelabra | Bulb: 8 - 60 C  
**Additional Options:**  
Polished Nickel | Clear Glass (PN-CG)  
©EFC DESIGNS

**B** | **PLANTATION SMALL LANTERN**  
E. F. CHAPMAN

**CHC3438**  
H: 20" | W: 13.75" | Canopy: 5.5" Round  
Socket: 4 - E12 Candelabra | Bulb: 4 - 60 C  
**Additional Options:**  
Antique-Burnished Brass | Clear Glass (AB-CG)  
Bronze | Clear Glass (BZ-CG)  
©EFC DESIGNS

**C** | **PLANTATION MEDIUM LANTERN**  
E. F. CHAPMAN

**CHC3439**  
H: 31" | W: 21" | Canopy: 5.5" Round  
Socket: 4 - E12 Candelabra | Bulb: 4 - 60 C  
**Additional Options:**  
Antique Nickel | Clear Glass (AN-CG)  
Polished Nickel | Clear Glass (PN-CG)  
©EFC DESIGNS

**D** | **PLANTATION LARGE LANTERN**  
E. F. CHAPMAN

**CHC3440**  
H: 42.75" | W: 28.75" | Canopy: 7" Round  
Socket: 6 - E12 Candelabra | Bulb: 6 - 60 C  
**Additional Options:**  
Bronze | Clear Glass (BZ-CG)  
©EFC DESIGNS



**C** | **CHC3440AB-CG**  
Antique-Burnished Brass | Clear Glass



C | KS5145G  
Gild

**A CAVANAGH MINI LANTERN**  
KATE SPADE NEW YORK

**KS5143**  
Fixture: 18" H | W: 11.5" | Canopy: 5.5" Round  
Socket: 4 - E12 Candelabra | Bulb: 4 - 40 G  
**Additional Options:**  
Coral | Gild (CRL/G)  
French Navy | Polished Nickel (NVY/PN)  
Polished Nickel (PN)  
\* Ships with 3 Feet of Chain

**B CAVANAGH SMALL LANTERN**  
KATE SPADE NEW YORK

**KS5144**  
Fixture: 23" H | W: 13.75" | Canopy: 5.5" Round  
Socket: 4 - E12 Candelabra | Bulb: 4 - 40 G  
**Additional Options:**  
Gild (G)  
Light Cream | Gild (LC/G)  
Polished Nickel (PN)

**C CAVANAGH MEDIUM LANTERN**  
KATE SPADE NEW YORK

**KS5145**  
Fixture: 32" H | W: 19" | Canopy: 5.5" Round  
Socket: 4 - E12 Candelabra | Bulb: 4 - 40 G  
**Additional Options:**  
Coral | Gild (CRL/G)  
Light Cream | Gild (LC/G)  
French Navy | Polished Nickel (NVY/PN)

**D CAVANAGH LARGE LANTERN**  
KATE SPADE NEW YORK

**KS5146**  
Fixture: 39.5" H | W: 24" | Canopy: 5.5" Round  
Socket: 6 - E12 Candelabra | Bulb: 6 - 40 G  
**Additional Options:**  
Gild (G)  
Light Cream | Gild (LC/G)  
Polished Nickel (PN)




A | KS5143LC/G  
Light Cream | Gild

A | KS5143G  
Gild

B | KS5144CRL/G  
Coral | Gild

B | KS5144NVY/PN  
French Navy | Polished Nickel



C | KS5145PN  
Polished Nickel

C | KS5145G  
Gild

D | KS5146CRL/G  
Coral | Gild

D | KS5146NVY/PN  
French Navy | Polished Nickel



**A GRAMERCY MEDIUM LANTERN**  
E. F. CHAPMAN  
**CHC2186**  
H: 29" | W: 17" | Canopy: 6" Round  
Socket: 4 - E12 Candelabra | Bulb: 4 - 60 C  
©EFC DESIGNS

**B BRIGHTON PAGODA LANTERN**  
E. F. CHAPMAN  
**CHC3444**  
Fixture: 28.25" H | W: 20.25" | Canopy: 6" Round  
Socket: 4 - E12 Candelabra | Bulb: 4 - 60 C  
**Additional Options:**  
Burnished Silver Leaf (BSL)  
©EFC DESIGNS

**C ARIA MEDIUM SQUARE LANTERN**  
JULIE NEILL  
**JN5613**  
H: 30" | W: 24" | Canopy: 5" Round  
Socket: 4 - E12 Candelabra | Bulb: 4 - 60 C  
**Additional Options:**  
Burnished Silver Leaf (BSL)



**C JN5613PW**  
Plaster White



**C JN5613AGL**  
Antique Gold Leaf

opposite page

**D CADDO MEDIUM LANTERN**  
JULIE NEILL  
**JN5020**  
H: 32" | W: 17" | Canopy: 5.5" Round  
Socket: 4 - E12 Candelabra | Bulb: 4 - 60 C

**D JN5020CEL/G-CG**  
Celadon | Gild | Clear Glass



**D JN5020SW/G-CG**  
Soft White | Gild | Clear Glass



**D JN5020MBK/G-CG**  
Matte Black | Gild | Clear Glass

**A CHC2186GI**  
Gilded Iron

**A CHC2186AI**  
Aged Iron



**B CHC3444GI**  
Gilded Iron

**B CHC3444AI**  
Aged Iron



**A** | **CHC5050WZ**  
Weathered Zinc | Clear Glass

**A** | **ELSINORE MEDIUM HANGING LANTERN**  
E. F. CHAPMAN

**CHC5050**  
H: 21.25" | W: 14.5" | Canopy: 6" Round  
Socket: 4 - E12 Candelabra | Bulb: 4 - 60 C  
**Additional Options:**  
Black (BLK)  
Old White (OW)  
©EFC DESIGNS

opposite page

**B** | **ELSINORE LARGE HANGING LANTERN**  
E. F. CHAPMAN

**CHC5051**  
H: 26.5" | W: 18.25" | Canopy: 6" Round  
Socket: 4 - E12 Candelabra | Bulb: 4 - 40 C  
**Additional Options:**  
Weathered Zinc (WZ-CG)  
\* Finish Will Patina in Full Weather  
\* Extreme Conditions May Deteriorate Finish

**C** | **ELSINORE EXTRA-LARGE HANGING LANTERN**  
E. F. CHAPMAN

**CHC5052**  
H: 31.75" | W: 21.75" | Canopy: 8" Round  
Socket: 4 - E12 Candelabra | Bulb: 4 - 40 C  
**Additional Options:**  
Weathered Zinc (WZ-CG)  
\* Finish Will Patina in Full Weather  
\* Extreme Conditions May Deteriorate Finish

**D** | **HOLBORN SMALL LANTERN**  
E. F. CHAPMAN

**CHC2215**  
H: 34.5" | W: 14" | Canopy: 5.5" Round  
Socket: 4 - E12 Candelabra | Bulb: 4 - 60 C  
©EFC DESIGNS

**E** | **HOLBORN LARGE LANTERN**  
E. F. CHAPMAN

**CHC2216**  
H: 45" | W: 18.25" | Canopy: 5.5" Round  
Socket: 4 - E12 Candelabra | Bulb: 4 - 60 C  
©EFC DESIGNS



**B** | **CHC5051OW-CG**  
Old White | Clear Glass

**B** | **CHC5051BLK-CG**  
Black | Clear Glass

**D** | **CHC2215OW**  
Old White | Clear Glass

**D** | **CHC2215AI**  
Aged Iron | Clear Glass



**C** | **CHC5052OW-CG**  
Old White | Clear Glass

**C** | **CHC5052BLK-CG**  
Black | Clear Glass

**E** | **CHC2216OW**  
Old White | Clear Glass

**E** | **CHC2216AI**  
Aged Iron | Clear Glass



**A WARWICK MEDIUM LANTERN**  
E. F. CHAPMAN  
**CHC3568**  
Fixture: 26.25" H | W: 13.5" | Canopy: 5.5" Round  
Socket: 3 - E12 Candelabra | Bulb: 3 - 60 C  
©EFC DESIGNS

**B DUMFRIES LARGE LANTERN**  
E. F. CHAPMAN  
**CHC3310**  
Fixture: 43.5" H | W: 21.75" | Canopy: 7.5" Round  
Socket: 4 - E12 Candelabra | Bulb: 4 - 60 C  
©EFC DESIGNS



**C SK5300AZ**  
Antique Zinc | Clear Glass



**D SK5301AZ**  
Antique Zinc | Clear Glass

**C HONORE SMALL LANTERN**  
SUZANNE KASLER  
**SK5300**  
H: 21" | W: 12" | Canopy: 4.75" Round  
Socket: 3 - E12 Candelabra | Bulb: 3 - 60 C

**D HONORE LANTERN**  
SUZANNE KASLER  
**SK5301**  
H: 27" | W: 16" | Canopy: 4.75" Round  
Socket: 3 - E12 Candelabra | Bulb: 3 - 60 C

**A CHC3568AB-CG**  
Antique-Burnished Brass | Clear Glass

**A CHC3568WVG-CG**  
Weathered Verdigris | Clear Glass



**B CHC3310AB-CG**  
Antique-Burnished Brass | Clear Glass

**B CHC3310WVG-CG**  
Weathered Verdigris | Clear Glass

**E BRANTLEY LANTERN**  
SUZANNE KASLER  
**SK5007**  
H: 21.5" | W: 12" | Canopy: 5.5" Round  
Socket: 2 - E12 Candelabra | Bulb: 2 - 60 C



**E SK5007VG**  
Verdigris | Clear Glass



**E SK5007VG**  
Verdigris | Clear Glass





**A MYKONOS MINI LANTERN**  
E. F. CHAPMAN  
**CHC2190**  
H: 13" | W: 8.75" | Canopy: 5" Square  
Socket: 4 - E12 Candelabra | Bulb: 4 - 40 C  
**Additional Options:**  
Aged Iron (AI)  
©EFC DESIGNS

**B MYKONOS MEDIUM LANTERN**  
E. F. CHAPMAN  
**CHC2161**  
H: 25.25" | W: 17.25" | Canopy: 6.5" Oct.  
Socket: 4 - E12 Candelabra | Bulb: 4 - 60 C  
**Additional Options:**  
Gilded Iron (GI)  
©EFC DESIGNS

**C FRENCH MARKET SMALL LANTERN**  
E. F. CHAPMAN  
**CHC3413**  
H: 16.75" | W: 9.5" | Canopy: 5.75" Round  
Socket: 3 - E12 Candelabra | Bulb: 3 - 60 C  
©EFC DESIGNS

**D FRENCH MARKET MEDIUM LANTERN**  
E. F. CHAPMAN  
**CHC3414**  
H: 30.5" | W: 16.5" | Canopy: 5.5" Round  
Socket: 3 - E12 Candelabra | Bulb: 3 - 60 C  
©EFC DESIGNS

**E DARLANA SMALL FANCY LANTERN**  
E. F. CHAPMAN  
**CHC2180**  
H: 22" | W: 12.75" | Canopy: 5.5" Round  
Socket: 4 - E12 Candelabra | Bulb: 4 - 60 C  
**Additional Options:**  
Polished Nickel (PN)  
©EFC DESIGNS

**F DARLANA MEDIUM FANCY LANTERN**  
E. F. CHAPMAN  
**CHC2181**  
H: 29.25" | W: 17.25" | Canopy: 5.5" Round  
Socket: 4 - E12 Candelabra | Bulb: 4 - 60 C  
**Additional Options:**  
Polished Nickel (PN)  
©EFC DESIGNS

**G DARLANA LARGE FANCY LANTERN**  
E. F. CHAPMAN  
**CHC2182**  
H: 38" | W: 22" | Canopy: 6.5" Round  
Socket: 6 - E12 Candelabra | Bulb: 6 - 60 C  
©EFC DESIGNS

**A CHC2190GI**  
Gilded Iron



**B CHC2161AI**  
Aged Iron | Clear Glass



**C CHC3413GI**  
Gilded Iron | Clear Glass



**D CHC3414GI**  
Gilded Iron | Clear Glass



**C CHC3413BR**  
Blackened Rust | Clear Glass



**D CHC3414BR**  
Blackened Rust | Clear Glass



**E CHC2180GI**  
Gilded Iron



**G CHC2182PN**  
Polished Nickel



**E CHC2180AI**  
Aged Iron



**G CHC2182GI**  
Gilded Iron



**F CHC2181GI**  
Gilded Iron



**G CHC2182AI**  
Aged Iron

**F CHC2181AI**  
Aged Iron



**A** | **CHC2167PN-NP**  
Polished Nickel | Natural Paper



**A** | **CHC2167GI-NP**  
Gilded Iron | Natural Paper



**A** | **CHC2167AI-NP**  
Aged Iron | Natural Paper

opposite page

**A** | **GUSTAVIAN LANTERN**  
E. F. CHAPMAN

**CHC2167**  
H: 35.75" | W: 20" | Canopy: 5" Round  
Socket: 3 - E26 Keyless | Bulb: 3 - 40 A  
Shade: 16" x 16" x 17"  
©EFC DESIGNS



**B** | **CHC2224G**  
Gild



**B** | **CHC2224AI**  
Aged Iron



**C** | **CHC2160G**  
Gild



**C** | **CHC2160AI**  
Aged Iron

**B** | **DESMOND OPEN OVAL LANTERN**  
E. F. CHAPMAN

**CHC2224**  
H: 28.75" | W: 21" | Canopy: 5.5" Round  
Socket: 4 - E12 Candelabra | Bulb: 4 - 40 C  
©EFC DESIGNS

**C** | **DESMOND CAGE LANTERN**  
E. F. CHAPMAN

**CHC2160**  
H: 36" | W: 21" | Canopy: 5.5" Round  
Socket: 4 - E12 Candelabra | Bulb: 4 - 60 C  
©EFC DESIGNS



A CHC3109GI  
Gilded Iron

A CHC3109R  
Rust | Verdis Accent

B CHC3108GI  
Gilded Iron

B CHC3108R  
Rust | Verdis Accent



C NW5205OW  
Old White

C NW5205GI  
Gilded Iron

C NW5205AI  
Aged Iron



D NW5210OW  
Old White

D NW5210GI  
Gilded Iron

D NW5210AI  
Aged Iron

opposite page

A DIEGO PETITE LANTERN  
E. F. CHAPMAN

CHC3109  
H: 14" | W: 8" | Canopy: 5" Round  
Socket: 3 - E12 Candelabra | Bulb: 3 - 60 C  
©EFC DESIGNS

B DIEGO GRANDE LANTERN  
E. F. CHAPMAN

CHC3108  
H: 25" | W: 16" | Canopy: 5" Round  
Socket: 4 - E12 Candelabra | Bulb: 4 - 60 C  
©EFC DESIGNS

C LUCIANO MEDIUM ROUND LANTERN  
NIERMANN WEEKS

NW5205  
H: 30" | W: 18" | Canopy: 6" Round  
Socket: 4 - E12 Candelabra | Bulb: 4 - 40 G

D ARUNDEL GRANDE ORNATE CHANDELIER  
NIERMANN WEEKS

NW5210  
H: 47" | W: 40" | Canopy: 5" Round  
Socket: 6 - E12 Candelabra | Bulb: 6 - 60 C



**A** | **S5045BSL-L**  
Burnished Silver Leaf | Linen



**A** | **S5045GI-L**  
Gilded Iron | Linen



**C** | **NW5112VS**  
Venetian Silver



**B** | **NW5111VS**  
Venetian Silver



**B** | **NW5111VG**  
Venetian Gold



**C** | **NW5112VS**  
Venetian Silver



**C** | **NW5112VG**  
Venetian Gold

opposite page

**A** | **BRACELET SMALL LANTERN**  
BARRY GORALNICK

**S5045**  
H: 12" | W: 8" | Canopy: 6" Round  
Socket: E26 Keyless | Bulb: 60 B  
Shade: 6" x 6" x 11"  
**Additional Options:**  
Aged Iron | Linen Shade (AI-L)



**D** | **NW5110VS**  
Venetian Silver



**D** | **NW5110VG**  
Venetian Gold

**B** | **BRITTANY MEDIUM LANTERN**  
NIERMANN WEEKS

**NW5111**  
H: 27.25" | W: 18" | Canopy: 5" Round  
Socket: 3 - E12 Candelabra | Bulb: 3 - 60 C

**C** | **BRITTANY LARGE LANTERN**  
NIERMANN WEEKS

**NW5112**  
H: 32" | W: 24" | Canopy: 6" Round  
Socket: 6 - E12 Candelabra | Bulb: 6 - 60 C

**D** | **BRITTANY SMALL LANTERN**  
NIERMANN WEEKS

**NW5110**  
H: 17" | W: 20" | Canopy: 6" Round  
Socket: 4 - E12 Candelabra | Bulb: 4 - 40 C

**A** **INGRID CHANDELIER**  
JULIE NEILL

**JN5046**  
H: 19" | W: 24.25" | Canopy: 5.5" Round  
Socket: 6 - E12 Candelabra | Bulb: 6 - 60 B



**A** **JN5046WHT/G**  
Matte White | Gild

**A** **JN5046BSL/G**  
Burnished Silver Leaf | Gild

**A** **JN5046G/BSL**  
Gild | Burnished Silver Leaf

**B** **INGRID TALL CHANDELIER**  
JULIE NEILL

**JN5045**  
H: 26" | W: 15" | Canopy: 5.5" Round  
Socket: 4 - E12 Candelabra | Bulb: 4 - 40 B



**B** **JN5045WHT/G**  
Matte White | Gild

**B** **JN5045BSL/G**  
Burnished Silver Leaf | Gild

**B** **JN5045G/BSL**  
Gild | Burnished Silver Leaf

**C** **MARQUISE WIDE LANTERN**  
E. F. CHAPMAN

**CHC2535**  
Fixture: 26.5" H | W: 23.25" | Canopy: 5.5" Round  
Socket: 6 - E12 Candelabra | Bulb: 6 - 60 B  
©EFC DESIGNS



**C** **CHC2535BSL**  
Burnished Silver Leaf

**C** **CHC2535GI**  
Gilded Iron

**C** **CHC2535AI**  
Aged Iron

**D** **MARQUISE TALL LANTERN**  
E. F. CHAPMAN

**CHC2536**  
Fixture: 38.75" H | W: 21" | Canopy: 5.5" Round  
Socket: 6 - E12 Candelabra | Bulb: 6 - 60 B  
©EFC DESIGNS



**D** **CHC2536BSL**  
Burnished Silver Leaf

**D** **CHC2536GI**  
Gilded Iron

**D** **CHC2536AI**  
Aged Iron

**A NINA WOODEN LANTERN**  
SUZANNE KASLER  
**SK5513**  
H: 36.25" | W: 18.5" | Canopy: 5" Round  
Socket: 3 - E12 Candelabra | Bulb: 3 - 60 C



**A SK5513BG**  
Belgian Gild



**A SK5513BG**  
Belgian Gild

**B ZENO MEDIUM 18 FACET HEDRON LANTERN**  
E. F. CHAPMAN  
**CHC5201**  
H: 20" | W: 16" | Canopy: 5.5" Hexagon  
Socket: 4 - E12 Candelabra | Bulb: 4 - 60 C  
©EFC DESIGNS



**B CHC5201BSL-AM**  
Burnished Silver Leaf | Antique Mirror

**B CHC5201GI-AM**  
Gilded Iron | Antique Mirror

**B CHC5201AI-AM**  
Aged Iron | Antique Mirror

**C CHATSWORTH LANTERN**  
NIERMANN WEEKS  
**NW5100**  
Fixture: 27" H | W: 17.25" | Canopy: 5.5" Round  
Socket: 6 - E12 Candelabra | Bulb: 6 - 60 C



**C NW5100BSL**  
Burnished Silver Leaf | Clear Glass

**C NW5100GI**  
Gilded Iron | Clear Glass

**C NW5100AI**  
Aged Iron | Clear Glass



**A** | **SK5008PN-CG**  
Polished Nickel | Clear Glass

**A** | **SK5008GI-CG**  
Gilded Iron | Clear Glass

**A** | **SK5008PN-FG**  
Polished Nickel | Frosted Glass

**A** | **SK5008GI-FG**  
Gilded Iron | Frosted Glass

**A** | **MORRIS SMALL LANTERN**  
SUZANNE KASLER

**SK5008**  
H: 21.5" | W: 13.5" | Canopy: 4.75" Round  
Socket: 3 - E12 Candelabra | Bulb: 3 - 60 C  
**Additional Options:**  
Antique Zinc | Clear Glass (AZ-CG)  
Antique Zinc | Frosted Glass (AZ-FG)

**B** | **MORRIS MEDIUM LANTERN**  
SUZANNE KASLER

**SK5009**  
H: 26" | W: 18.5" | Canopy: 4.75" Round  
Socket: 3 - E12 Candelabra | Bulb: 3 - 60 C  
**Additional Options:**  
Gilded Iron | Clear Glass (GI-CG)  
Gilded Iron | Frosted Glass (GI-FG)

**C** | **MORRIS LARGE LANTERN**  
SUZANNE KASLER

**SK5010**  
H: 30.25" | W: 23.25" | Canopy: 4.75" Round  
Socket: 3 - E12 Candelabra | Bulb: 3 - 60 C  
**Additional Options:**  
Antique Zinc | Frosted Glass (AZ-FG)  
Gilded Iron | Clear Glass (GI-CG)  
Gilded Iron | Frosted Glass (GI-FG)  
Polished Nickel | Clear Glass (PN-CG)  
Polished Nickel | Frosted Glass (PN-FG)



**B** | **SK5009PN-CG**  
Polished Nickel | Clear Glass

**B** | **SK5009AZ-CG**  
Antique Zinc | Clear Glass

**B** | **SK5009PN-FG**  
Polished Nickel | Frosted Glass

**B** | **SK5009AZ-FG**  
Antique Zinc | Frosted Glass

**C** | **SK5010AZ-CG**  
Antique Zinc | Clear Glass





**A** | **CHC5211BSL-AM**  
Burnished Silver Leaf | Antique Mirror



**A** | **CHC5211AI-AM**  
Aged Iron | Antique Mirror



**C** | **CHC5213GI-AM**  
Gilded Iron | Antique Mirror

**A** | **CHC5211GI-AM**  
Gilded Iron | Antique Mirror

**B** | **CHC5212GI-AM**  
Gilded Iron | Antique Mirror

**A** | **MORAVIAN MEDIUM STAR LANTERN**  
E. F. CHAPMAN

**CHC5211**  
H: 19.75" | W: 18" | Canopy: 6" Round  
Socket: E26 Keyless | Bulb: 75 A  
©EFC DESIGNS

**B** | **MORAVIAN LARGE STAR LANTERN**  
E. F. CHAPMAN

**CHC5212**  
H: 32.75" | W: 30" | Canopy: 6" Round  
Socket: E26 Keyless | Bulb: 100 A  
©EFC DESIGNS

**C** | **MORAVIAN GRANDE STAR LANTERN**  
E. F. CHAPMAN

**CHC5213**  
H: 52.25" | W: 48" | Canopy: 6" Round  
Socket: 3 - E26 Keyless | Bulb: 3 - 60 A  
©EFC DESIGNS



**B** | **CHC5212BSL-AM**  
Burnished Silver Leaf | Antique Mirror



**B** | **CHC5212GI-AM**  
Gilded Iron | Antique Mirror



**B** | **CHC5212AI-AM**  
Aged Iron | Antique Mirror



**C** | **CHC5213BSL-AM**  
Burnished Silver Leaf | Antique Mirror



**C** | **CHC5213AI-AM**  
Aged Iron | Antique Mirror






**B** | ARN5002G  
Gild

**A** | **MILL SMALL GLOBE LANTERN**  
AERIN  
  
ARN5003  
H: 18.5" | W: 16" | Canopy: 6" Round  
Socket: 4 - E12 Candelabra | Bulb: 4 - 60 C

**B** | **MILL LARGE GLOBE LANTERN**  
AERIN  
  
ARN5002  
H: 32.25" | W: 30" | Canopy: 6" Round  
Socket: 6 - E12 Candelabra | Bulb: 6 - 60 C




**A** | ARN5003PW  
Plaster White

**A** | ARN5003BSL  
Burnished Silver Leaf

**A** | ARN5003G  
Gild

**A** | ARN5003AI  
Aged Iron



**B** | ARN5002PW  
Plaster White

**B** | ARN5002BSL  
Burnished Silver Leaf

**B** | ARN5002G  
Gild

**B** | ARN5002AI  
Aged Iron



**A METAL BANDED MEDIUM LANTERN**  
E. F. CHAPMAN

**CHC2530**  
H: 65.25" | Fixture: 23.5" H | W: 20.75"  
Canopy: 5.5" Hexagon  
Socket: E26 Keyless | Bulb: 75 A  
\* Custom Height Available (34" Minimum)  
©EFC DESIGNS

**B METAL BANDED LARGE LANTERN**  
E. F. CHAPMAN

**CHC2531**  
H: 83.25" | Fixture: 32.75" H | W: 29.75"  
Canopy: 5.5" Hexagon  
Socket: E26 Keyless | Bulb: 100 A  
\* Custom Height Available (38" Minimum)  
©EFC DESIGNS

**B CHC2531GI**  
Gilded Iron | Frosted Glass



**A CHC2530GI**  
Gilded Iron | Frosted Glass

**A CHC2530AI**  
Aged Iron | Frosted Glass

**B CHC2531GI**  
Gilded Iron | Frosted Glass

**B CHC2531AI**  
Aged Iron | Frosted Glass

**A ZODIAC LANTERN**  
E. F. CHAPMAN

**CHC2112**  
H: 46.5" | Fixture: 27" H | W: 23.5"  
Canopy: 6" Round  
Socket: 2 - E26 Keyless | Bulb: 2 - 100 A  
©EFC DESIGNS

opposite page

**B ARMILLARY SPHERE CHANDELIER**  
ERIC COHLER

**SC5102**  
H: 24.75" | W: 34.75" | Canopy: 5.5" Round  
Socket: 6 - E12 Candelabra | Bulb: 6 - 60 C

**C MODERN GLOBE MEDIUM LANTERN**  
E. F. CHAPMAN

**CHC2135**  
H: 39.25" | W: 24.25" | Canopy: 5.5" Round  
Socket: 2 - E26 Keyless | Bulb: 2 - 75 A  
\* Custom Height Available (34.25" Minimum)  
©EFC DESIGNS



**A CHC2112BZV-WG**  
Bronze Verdigris | White Glass



**A CHC2112AB-WG**  
Antique-Burnished Brass | White Glass



**B SC5102PN**  
Polished Nickel



**B SC5102HAB**  
Hand-Rubbed Antique Brass



**B SC5102BZ**  
Bronze



**C CHC2135PN-WG**  
Polished Nickel | White Glass



**C CHC2135AB-WG**  
Antique-Burnished Brass | White Glass




**C CHC2135BZ-WG**  
Bronze | White Glass



**A** MS5030ABV-WG  
Antique Brass Verdigris | White Glass

**A** MODERN SCHOOLHOUSE LANTERN  
MICHAEL S SMITH

**MS5030**  
H: 40" | W: 18" | Canopy: 7.5" Round  
Socket: 2 - E26 Keyless | Bulb: 2 - 75 A

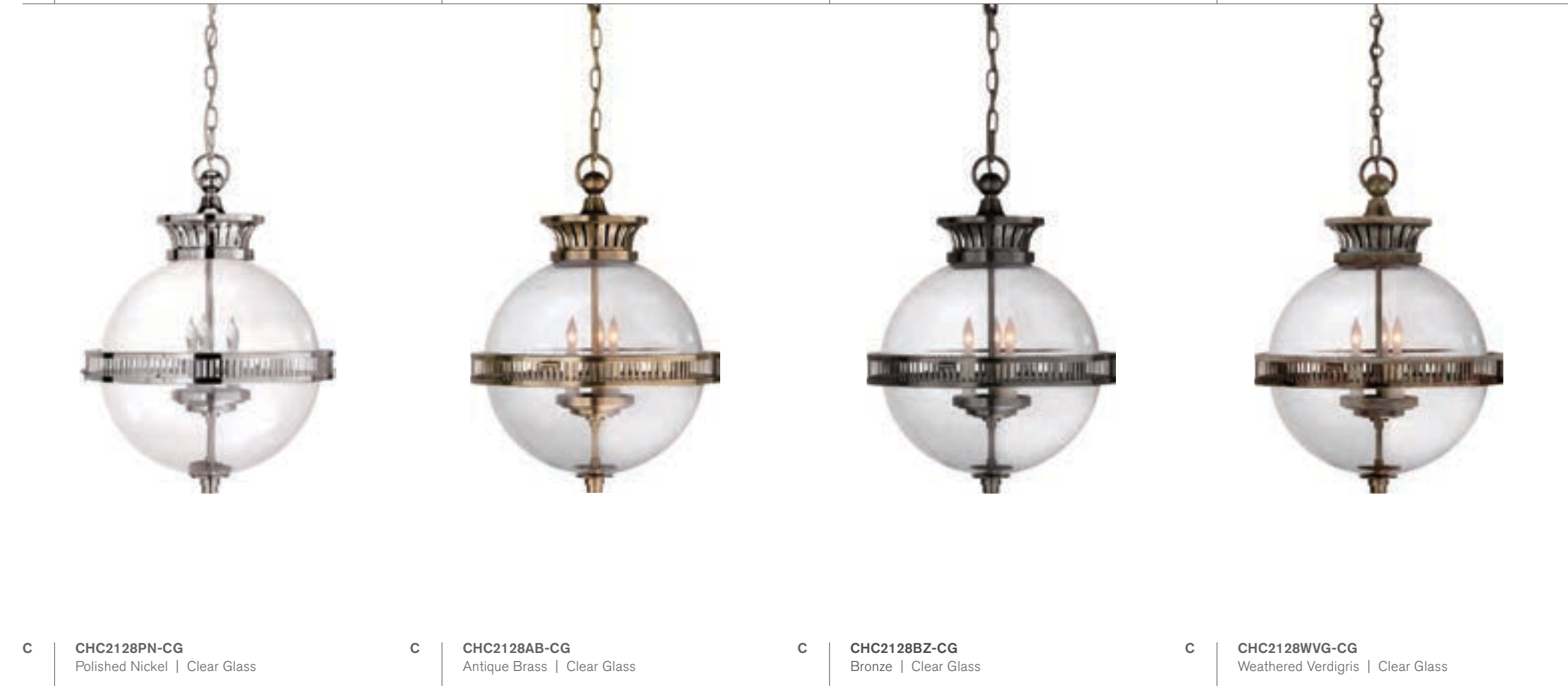


<b>B</b> CHC2111AW-CG Antique White   Clear Glass	<b>B</b> CHC2111AB-CG Antique-Burnished Brass   Clear Glass	<b>B</b> CHC2111BZ/AB-CG Bronze   Brass   Clear Glass	<b>B</b> CHC2111WVG-CG Weathered Verdigris   Clear Glass
--	--	--	---

opposite page

**B** CROWN TOP BANDED GLOBE LANTERN  
E. F. CHAPMAN

**CHC2111**  
H: 21" | W: 15" | Canopy: 5.5" Round  
Socket: 3 - E12 Candelabra | Bulb: 3 - 60 C  
©EFC DESIGNS



<b>C</b> CHC2128PN-CG Polished Nickel   Clear Glass	<b>C</b> CHC2128AB-CG Antique Brass   Clear Glass	<b>C</b> CHC2128BZ-CG Bronze   Clear Glass	<b>C</b> CHC2128WVG-CG Weathered Verdigris   Clear Glass
--	--	---	---

**C** ALDERLY GLOBE LANTERN  
E. F. CHAPMAN

**CHC2128**  
H: 21.25" | W: 15.5" | Canopy: 5.5" Round  
Socket: 3 - E12 Candelabra | Bulb: 3 - 60 C  
©EFC DESIGNS



**A** **TOB5030PN**  
Polished Nickel | Clear Glass

**A** **TOB5030HAB**  
Hand-Rubbed Antique Brass | Clear Glass

**A** **TOB5030BZ**  
Bronze | Clear Glass



**B** **CHC2117PN**  
Polished Nickel

**B** **CHC2117AB**  
Antique-Burnished Brass

**C** **CHC2110BZ**  
Bronze

**A** **MERCHANT LANTERN**  
THOMAS O'BRIEN  
  
**TOB5030**  
H: 18" | W: 11.75" | Canopy: 5.25" Round  
Socket: 3 - E12 Candelabra | Bulb: 3 - 60 C  
**Additional Options:**  
Antique Nickel | Clear Glass (AN)

**B** **COUNTRY MEDIUM BELL JAR LANTERN**  
E. F. CHAPMAN  
  
**CHC2117**  
H: 21" | W: 15.5" | Canopy: 6" Round  
Socket: 6 - E12 Candelabra | Bulb: 6 - 60 C  
**Additional Options:**  
Antique Nickel (AN)  
Bronze (BZ)  
©EFC DESIGNS

**C** **COUNTRY LARGE BELL JAR LANTERN**  
E. F. CHAPMAN  
  
**CHC2110**  
H: 25.75" | W: 21" | Canopy: 6" Round  
Socket: 6 - E12 Candelabra | Bulb: 6 - 60 C  
**Additional Options:**  
Antique-Burnished Brass (AB)  
Antique Nickel (AN)  
Polished Nickel (PN)  
©EFC DESIGNS

opposite page

**D** **PONDVIEW MEDIUM JAR LANTERN**  
AERIN

**ARN5200**  
H: 37.5" | W: 19.5" | Canopy: 6.25" Round  
Socket: 3 - E12 Candelabra | Bulb: 3 - 60 C



**B** **CHC2117AB**  
Antique-Burnished Brass



**D** **ARN5200BSL**  
Burnished Silver Leaf



**D** **ARN5200HAB**  
Hand-Rubbed Antique Brass



**C** | **CHC2270AI-MG**  
Aged Iron | Mercury Glass

**A** | **LORFORD TALL SMOKE BELL LANTERN**  
E. F. CHAPMAN  
  
**CHC2298**  
H: 23.25" | W: 9.75" | Canopy: 5.5" Round  
Socket: 3 - E12 Candelabra | Bulb: 3 - 40 C  
©EFC DESIGNS

**B** | **LORFORD SMALL SMOKE BELL LANTERN**  
E. F. CHAPMAN  
  
**CHC2269**  
Fixture: 23.75" H | W: 14" | Canopy: 5.5" Round  
Socket: 4 - E12 Candelabra | Bulb: 4 - 60 C  
©EFC DESIGNS

**C** | **LORFORD SMOKE BELL LANTERN**  
E. F. CHAPMAN  
  
**CHC2270**  
Fixture: 33.75" H | W: 20" | Canopy: 5.5" Round  
Socket: 4 - E12 Candelabra | Bulb: 4 - 60 C  
©EFC DESIGNS

**D** | **LORFORD LARGE SMOKE BELL LANTERN**  
E. F. CHAPMAN  
  
**CHC2271**  
Fixture: 42.5" H | W: 25" | Canopy: 5.5" Round  
Socket: 4 - E12 Candelabra | Bulb: 4 - 60 C  
©EFC DESIGNS



**A** | **CHC2298GI-MG**  
Gilded Iron | Mercury Glass

**A** | **CHC2298AI-MG**  
Aged Iron | Mercury Glass

**B** | **CHC2269GI-MG**  
Gilded Iron | Vintage Mercury Glass

**B** | **CHC2269AI-MG**  
Aged Iron | Vintage Mercury Glass



**C** | **CHC2270GI-MG**  
Gilded Iron | Vintage Mercury Glass

**C** | **CHC2270AI-MG**  
Aged Iron | Vintage Mercury Glass

**D** | **CHC2271GI-MG**  
Gilded Iron | Vintage Mercury Glass

**D** | **CHC2271AI-MG**  
Aged Iron | Vintage Mercury Glass



CEILING | FLUSH MOUNTS



**A** | **KW4093AB/Q**  
Antique-Burnished Brass | Quartz



**B** | **KW4092AB/Q**  
Antique-Burnished Brass | Quartz



**C** | **S7010HAB-CA**  
Hand-Rubbed Antique Brass | Clear Acrylic



**D** | **KW4011AB-ALB**  
Antique-Burnished Brass | Alabaster

opposite page

**A** | **HALCYON SOLITAIRE FLUSH MOUNT**  
KELLY WEARSTLER

**KW4093**  
H: 1.5" | W: 5"  
LED: 12w

**B** | **HALCYON TALL SOLITAIRE FLUSH MOUNT**  
KELLY WEARSTLER

**KW4092**  
H: 3.75" | W: 5"  
LED: 12w

**C** | **BRECK PETITE FLUSH MOUNT**  
STUDIO VC

**S7010**  
H: 4" | W: 5"  
LED: 11w  
**Additional Options:**  
Antique Nickel | Clear Acrylic (AN-CA)  
Bronze | Clear Acrylic (BZ-CA)  
Polished Nickel | Clear Acrylic (PN-CA)

**D** | **MELANGE PETITE FLUSH MOUNT**  
KELLY WEARSTLER

**KW4011**  
H: 3.5" | W: 5"  
LED: 12w  
**Additional Options:**  
Polished Nickel | Alabaster (PN-ALB)

**E** | **MELANGE SMALL FLUSH MOUNT**  
KELLY WEARSTLER

**KW4012**  
H: 4.5" | W: 14"  
Socket: 2 - E26 Keyless | Bulb: 2 - 14.5 LED A  
**Additional Options:**  
Polished Nickel | Alabaster (PN)

**F** | **MELANGE LARGE FLUSH MOUNT**  
KELLY WEARSTLER

**KW4013**  
H: 5" | W: 17"  
Socket: 2 - E26 Keyless | Bulb: 2 - 14.5 LED A



**D** | **KW4011AB-ALB**  
Antique-Burnished Brass | Alabaster

**D** | **KW4011BZ-ALB**  
Bronze | Alabaster



**E** | **KW4012AB**  
Antique-Burnished Brass | Alabaster

**E** | **KW4012BZ**  
Bronze | Alabaster



**F** | **KW4013AB**  
Antique-Burnished Brass | Alabaster

**F** | **KW4013BZ**  
Bronze | Alabaster



**A COVET PETITE FLUSH MOUNT**  
KELLY WEARSTLER  
  
**KW4112**  
H: 4.5" | W: 4.75" | Canopy: 4.5" Square  
LED: 13w



**A | KW4112PN-ALB**  
Polished Nickel | Alabaster

**A | KW4112AB-ALB**  
Antique-Burnished Brass | Alabaster

**A | KW4112BZ-ALB**  
Bronze | Alabaster

**B COVET SMALL FLUSH MOUNT**  
KELLY WEARSTLER  
  
**KW4114**  
H: 2.25" | W: 8.25" | Canopy: 7.25" Square  
LED: 31w



**B | KW4114PN-ALB**  
Polished Nickel | Alabaster

**B | KW4114AB-ALB**  
Antique-Burnished Brass | Alabaster

**B | KW4114BZ-ALB**  
Bronze | Alabaster

**C COVET MEDIUM FLUSH MOUNT**  
KELLY WEARSTLER  
  
**KW4113**  
H: 2.75" | W: 14.25" | Canopy: 13.25" Square  
LED: 46w  
**Additional Options:**  
Polished Nickel | Alabaster (PN-ALB)



**C | KW4113AB-ALB**  
Antique-Burnished Brass | Alabaster

**C | KW4113BZ-ALB**  
Bronze | Alabaster



**D PRECISION SOLITAIRE FLUSH MOUNT**  
KELLY WEARSTLER  
  
**KW4055**  
H: 2.5" | W: 4.5"  
LED: 12w

**D | KW4055PN-CDG**  
Polished Nickel | Clouded Glass

**D | KW4055AB-CDG**  
Antique-Burnished Brass | Clouded Glass

**D | KW4055BZ-CDG**  
Bronze | Clouded Glass



**E PRECISION SMALL FLUSH MOUNT**  
KELLY WEARSTLER  
  
**KW4060**  
H: 4.5" | W: 6" | Canopy: 4" Square  
Socket: GU10 | Bulb: 35 J

**E | KW4060PN-CDG**  
Polished Nickel | Clouded Glass

**E | KW4060AB-CDG**  
Antique-Burnished Brass | Clouded Glass

**E | KW4060BZ-CDG**  
Bronze | Clouded Glass



**F PRECISION LARGE FLUSH MOUNT**  
KELLY WEARSTLER  
  
**KW4061**  
H: 3.5" | W: 12.5" | Canopy: 9.5" Square  
Socket: 2 - E12 Candelabra | Bulb: 2 - 40 B  
**Additional Options:**  
Polished Nickel | Clouded Glass (PN-CDG)

**F | KW4061AB-CDG**  
Antique-Burnished Brass | Clouded Glass

**F | KW4061BZ-CDG**  
Bronze | Clouded Glass



**A** | **KW4030G-FRG**  
Gild | Fractured Glass Trim

**A** | **KW4030AI-FRG**  
Aged Iron | Fractured Glass Trim



**B** | **KW4050G-FR**  
Gild | Fractured Glass

**B** | **KW4050AI-FR**  
Aged Iron | Fractured Glass



**C** | **KW4032G-FRG**  
Gild | Fractured Glass

**C** | **KW4032AI-FRG**  
Aged Iron | Fractured Glass

**A** | **UTOPIA PETITE ROUND FLUSH MOUNT**  
KELLY WEARSTLER

**KW4030**  
H: 2" | W: 5"  
LED: 12w

**B** | **UTOPIA SMALL ROUND FLUSH MOUNT**  
KELLY WEARSTLER

**KW4050**  
H: 4.25" | W: 14"  
Socket: 2 - E26 Keyless | Bulb: 2 - 60 A

**C** | **UTOPIA MEDIUM ROUND FLUSH MOUNT**  
KELLY WEARSTLER

**KW4032**  
H: 4.5" | W: 18"  
Socket: 3 - E26 Keyless | Bulb: 3 - 60 B

opposite page

**D** | **NOUVEL MEDIUM FLUSH MOUNT**  
KELLY WEARSTLER

**KW4280**  
H: 5.25" | W: 20" | Canopy: 5.75" Round  
LED: 24w

**E** | **UTOPIA MEDIUM 5 ARM CHANDELIER**  
KELLY WEARSTLER

**KW5036**  
H: 40.5" | Fixture: 5" H | W: 32.75"  
Canopy: 8" Round  
Socket: 5 - E26 Keyless | Bulb: 5 - 60 B  
\* Custom Height Available (15" Minimum)



**D** | **KW4280PN-WG**  
Polished Nickel | White Glass



**D** | **KW4280AB-WG**  
Antique-Burnished Brass | White Glass



**D** | **KW4280BZ/AB-WG**  
Bronze | Antique-Burnished Brass | White Glass



**E** | **KW5036PN-WG**  
Polished Nickel | White Glass



**E** | **KW5036G-WG**  
Gild | White Glass



**E** | **KW5036AI-WG**  
Aged Iron | White Glass



**A** **TOB4291PN-L**  
Polished Nickel | Linen



**A** **TOB4291HAB-L**  
Hand-Rubbed Antique Brass | Linen



**A** **TOB4291BZ/HAB-L**  
Bronze | Hand-Rubbed Antique Brass | Linen

opposite page

**A** **OSIRIS LARGE ASYMMETRIC SEMI-FLUSH MOUNT**  
THOMAS O'BRIEN

**TOB4291**  
H: 9.5" | W: 47" | Canopy: 5" Round  
Socket: 3 - E26 Keyless | Bulb: 3 - 40 A



**B** **TOB4290PN-L**  
Polished Nickel | Linen



**C** **TOB4294PN-L**  
Polished Nickel | Linen



**B** **TOB4290HAB-L**  
Hand-Rubbed Antique Brass | Linen



**C** **TOB4294HAB-L**  
Hand-Rubbed Antique Brass | Linen



**B** **TOB4290BZ/HAB-L**  
Bronze | Hand-Rubbed Antique Brass | Linen



**C** **TOB4294BZ/HAB-L**  
Bronze | Hand-Rubbed Antique Brass | Linen

**B** **OSIRIS MEDIUM REFLECTOR SEMI-FLUSH MOUNT**  
THOMAS O'BRIEN

**TOB4290**  
H: 9" | W: 25" | Canopy: 5.75" Round  
Socket: 3 - E26 Keyless | Bulb: 3 - 40 A

**C** **OSIRIS MEDIUM FLUSH MOUNT**  
THOMAS O'BRIEN

**TOB4294**  
H: 5.75" | W: 15.25" | Canopy: 4.5" Round  
Socket: 2 - E26 Keyless | Bulb: 2 - 40 A



**A STRADA SMALL FLUSH MOUNT**  
 KELLY WEARSTLER

**KW4065**  
 H: 8" | W: 18,75"  
 Socket: 6 - E12 Candelabra | Bulb: 6 - 40 C  
**Additional Options:**  
 Burnished Silver Leaf (BSL)


**B STRADA MEDIUM FLUSH MOUNT**  
 KELLY WEARSTLER

**KW4070**  
 H: 11" | W: 28"  
 Socket: 10 - E12 Candelabra | Bulb: 10 - 40 C  
**Additional Options:**  
 Polished Nickel (PN)

**C STRADA LARGE FLUSH MOUNT**  
 KELLY WEARSTLER

**KW4071**  
 H: 14,5" | W: 40"  
 Socket: 10 - E12 Candelabra | Bulb: 10 - 60 C  
**Additional Options:**  
 Burnished Silver Leaf (BSL)

**C KW4071AI**  
 Aged Iron



**A KW4065PN**  
 Polished Nickel

**A KW4065G**  
 Gild

**A KW4065AI**  
 Aged Iron

**B KW4070BSL**  
 Burnished Silver Leaf

**B KW4070G**  
 Gild

**B KW4070AI**  
 Aged Iron

**C KW4071PN**  
 Polished Nickel

**C KW4071G**  
 Gild



**A** | **SK5200PN**  
Polished Nickel | Frosted Glass

**A** | **SK5200HAB**  
Hand-Rubbed Antique Brass | Frosted Glass

**A** | **SK5200BZ**  
Bronze | Frosted Glass



**B** | **SK5201PN**  
Polished Nickel | Frosted Glass

**B** | **SK5202HAB**  
Hand-Rubbed Antique Brass | Frosted Glass

**B** | **SK5201BZ**  
Bronze | Frosted Glass



**C** | **SK5202PN**  
Polished Nickel | Frosted Glass

**C** | **SK5202HAB**  
Hand-Rubbed Antique Brass | Frosted Glass

opposite page

**A** | **SOLEIL SMALL SEMI-FLUSH**  
SUZANNE KASLER

**SK5200**  
H: 14" | W: 16" | Canopy: 5.25" Round  
Socket: E26 Keyless | Bulb: 60 A  
\* Custom Height Available (10.5" Minimum)

**B** | **SOLEIL MEDIUM SEMI-FLUSH**  
SUZANNE KASLER

**SK5201**  
H: 15" | W: 24" | Canopy: 5.25" Round  
Socket: E26 Keyless | Bulb: 60 A  
\* Custom Height Available (11" Minimum)

**C** | **SOLEIL LARGE SEMI-FLUSH**  
SUZANNE KASLER

**SK5202**  
H: 14.5" | W: 28" | Canopy: 5.25" Round  
Socket: 2 - E26 Keyless | Bulb: 2 - 60 A  
\* Custom Height Available (12" Minimum)  
**Additional Options:**  
Bronze | Frosted Glass (BZ)

**D** | **RÉ FLUSH MOUNT**  
SUZANNE KASLER

**SK4000**  
H: 6" | W: 22" | Canopy: 5" Round  
Socket: 2 - E12 Candelabra | Bulb: 2 - 60 B  
\* Ceiling or Wall Mount



**D** | **SK4000GI**  
Gilded Iron



**A STAR FLUSH MOUNT**  
ERIC COHLER

**SC4000**  
H: 2.5" | W: 14.5"  
Socket: E26 Keyless | Bulb: 60 A  
**Additional Options:**  
Antique Silver (AS)



**A SC4000PN**  
Polished Nickel

**A SC4000HAB**  
Hand-Rubbed Antique Brass

**A SC4000BZ**  
Bronze

**B CONSTELLATION SMALL FLUSH MOUNT**  
STUDIO VC

**SE4100**  
H: 7.75" | W: 19.75" | Canopy: 5" Round  
Socket: 3 - E12 Candelabra | Bulb: 3 - 60 C



**B SE4100PN**  
Polished Nickel | Antique Mirror

**B SE4100HAB**  
Hand-Rubbed Antique Brass | Antique Mirror

**B SE4100BZ**  
Bronze | Antique Mirror

**C CLAYMORE MEDIUM FLUSH MOUNT**  
E. F. CHAPMAN

**CHC4402**  
H: 4.25" | W: 27.5"  
LED: 15w  
©EFC DESIGNS



**C CHC4402BSL**  
Burnished Silver Leaf

**C CHC4402GI**  
Gilded Iron

**C CHC4402GI**  
Gilded Iron



**A** AH4016PN/CG-FG  
Polished Nickel | Glass Rods | Frosted Glass



**A** AH4016NB/CG-FG  
Natural Brass | Glass Rods | Frosted Glass



**A** AH4016GM/CG-FG  
Gun Metal | Glass Rods | Frosted Glass



**B** AH4017PN/CG-FG  
Polished Nickel | Glass Rods | Frosted Glass



**B** AH4017NB/CG-FG  
Natural Brass | Glass Rods | Frosted Glass




**B** AH4017GM/CG-FG  
Gun Metal | Glass Rods | Frosted Glass



**B** AH4017PN-FG  
Polished Nickel | Frosted Glass



**B** AH4017NB-FG  
Natural Brass | Frosted Glass



**B** AH4017GM-FG  
Gun Metal | Frosted Glass



**B** AH4016PN-FG  
Polished Nickel | Frosted Glass



**C** AH4018PN/CG-FG  
Polished Nickel | Glass Rods | Frosted Glass

**C** LANA SMALL FLUSH MOUNT  
ALEXA HAMPTON

**AH4018**  
H: 5.25" | W: 15"  
Socket: 2 - E12 Candelabra | Bulb: 2 - 40 B  
**Additional Options:**  
Natural Brass | Glass Rods | Frosted Glass (NB/CG-FG)  
Gun Metal | Glass Rods | Frosted Glass (GM/CG-FG)

**A** SOPHIA SMALL FLUSH MOUNT  
ALEXA HAMPTON

**AH4016**  
H: 5" | W: 13.5"  
Socket: 2 - E12 Candelabra | Bulb: 2 - 40 B  
**Additional Options:**  
Natural Brass | Frosted Glass (NB-FG)  
Gun Metal | Frosted Glass (GM-FG)

**B** SOPHIA LARGE FLUSH MOUNT  
ALEXA HAMPTON

**AH4017**  
H: 5" | W: 17"  
Socket: 3 - E12 Candelabra | Bulb: 3 - 40 B

opposite page



A AH4014PN-FG  
Polished Nickel | Frosted Glass



A AH4014GM-FG  
Gun Metal | Frosted Glass

A BASIL SMALL FLUSH MOUNT  
ALEXA HAMPTON  
AH4014  
H: 5" | W: 11.25"  
Socket: 2 - E12 Candelabra | Bulb: 2 - 40 B

B BASIL LARGE FLUSH MOUNT  
ALEXA HAMPTON  
AH4015  
H: 5" | W: 17"  
Socket: 3 - E26 Keyless | Bulb: 3 - 60 B



A AH4014NB-FG  
Natural Brass | Frosted Glass



A AH4014PN/CG-FG  
Polished Nickel | Glass Rods | Frosted Glass



A AH4014NB/CG-FG  
Natural Brass | Glass Rods | Frosted Glass



A AH4014GM/CG-FG  
Gun Metal | Glass Rods | Frosted Glass



B AH4015PN/CG-FG  
Polished Nickel | Glass Rods | Frosted Glass



B AH4015NB/CG-FG  
Natural Brass | Glass Rods | Frosted Glass



B AH4015GM/CG-FG  
Gun Metal | Glass Rods | Frosted Glass



B AH4015PN-FG  
Polished Nickel | Frosted Glass



B AH4015NB-FG  
Natural Brass | Frosted Glass



B AH4015GM-FG  
Gun Metal | Frosted Glass





**A** | **ARN4041WHT**  
White | Frosted Glass

**A** | **ARN4041BSL**  
Burnished Silver Leaf | Frosted Glass

**A** | **ARN4041G**  
Gild | Frosted Glass



**B** | **ARN4047WHT**  
White | Frosted Glass

**B** | **ARN4047BSL**  
Burnished Silver Leaf | Frosted Glass

**B** | **ARN4047G**  
Gild | Frosted Glass



**C** | **ARN4307BSL-FG**  
Burnished Silver Leaf | Frosted Acrylic

**C** | **ARN4307G-FG**  
Gild | Frosted Acrylic



**D** | **ARN4306BSL-FG**  
Burnished Silver Leaf | Frosted Acrylic



**D** | **ARN4306G-FG**  
Gild | Frosted Acrylic

**A** | **BOLSENA CLOVER FLUSH MOUNT**  
AERIN

**ARN4041**  
H: 5.75" | W: 11.75"  
Socket: 2 - E12 Candelabra | Bulb: 2 - 60 B

**B** | **BOLSENA DECO FLUSH MOUNT**  
AERIN

**ARN4047**  
H: 5.75" | W: 11.75"  
Socket: 2 - E12 Candelabra | Bulb: 2 - 60 B

**C** | **ARABELLE LARGE FLUSH MOUNT**  
AERIN

**ARN4307**  
H: 8.25" | W: 19.5"  
Socket: 4 - E12 Candelabra | Bulb: 4 - 40 B

**D** | **ARABELLE SMALL FLUSH MOUNT**  
AERIN

**ARN4306**  
H: 7.75" | W: 13.5" | Canopy: 10.75" Round  
Socket: 3 - E12 Candelabra | Bulb: 3 - 60 C



**B** | **TOB4130PN-WG**  
Polished Nickel | White Glass

**A** | **BALTHAZAR FLUSH MOUNT**  
ALEXA HAMPTON  
  
**AH4025**  
H: 4.5" | W: 14"  
Socket: 3 - E26 Keyless | Bulb: 3 - 60 B



**A** | **AH4025PN-FG**  
Polished Nickel | Frosted Glass

**A** | **AH4025NB-FG**  
Natural Brass | Frosted Glass

**A** | **AH4025GM-FG**  
Gun Metal | Frosted Glass

**B** | **TILDEN SMALL FLUSH MOUNT**  
THOMAS O'BRIEN  
  
**TOB4130**  
H: 5" | W: 11.2 5"  
Socket: 2 - E26 Keyless | Bulb: 2 - 40 B  
**Additional Options:**  
Antique Nickel | White Glass (AN-WG)



**B** | **TOB4130PN-WG**  
Polished Nickel | White Glass

**B** | **TOB4130HAB-WG**  
Hand-Rubbed Antique Brass | White Glass

**B** | **TOB4130BZ-WG**  
Bronze | White Glass

**C** | **TILDEN LARGE FLUSH MOUNT**  
THOMAS O'BRIEN  
  
**TOB4131**  
H: 6" | W: 17"  
Socket: 4 - E26 Keyless | Bulb: 4 - 60 B  
**Additional Options:**  
Antique Nickel | White Glass (AN-WG)



**C** | **TOB4131PN-WG**  
Polished Nickel | White Glass

**C** | **TOB4131HAB-WG**  
Hand-Rubbed Antique Brass | White Glass

**C** | **TOB4131BZ-WG**  
Bronze | White Glass



**A** | **KS4117BSL/WHT-FA**  
Burnished Silver Leaf | White | Frosted Acrylic

**A** | **KS4117G/WHT-FA**  
Gild | White | Frosted Acrylic

**A** | **KS4117PNK/WHT-FA**  
Pink | White | Frosted Acrylic



**B** | **KS4118BSL/WHT-FA**  
Burnished Silver Leaf | White | Frosted Acrylic

**B** | **KS4118G/WHT-FA**  
Gild | White | Frosted Acrylic

**B** | **KS4118NVY/WHT-FA**  
French Navy | White | Frosted Acrylic



**C** | **AH4021BSL/G-FA**  
Burnished Silver Leaf | Gild | Frosted Glass

**C** | **AH4021G-FA**  
Gild | Frosted Glass



**A** | **KS4117WHT/G-FA**  
White | Gild | Frosted Acrylic

opposite page

**A** | **BRYCE MEDIUM FLUSH MOUNT**  
kate spade new york

**KS4117**  
H: 7" | W: 15"  
Socket: 2 - E26 Keyless | Bulb: 2 - 60 B  
**Additional Options:**  
French Navy | White | Frosted Acrylic (NVY-FA)

**B** | **BRYCE LARGE FLOWER FLUSH MOUNT**  
kate spade new york

**KS4118**  
H: 7" | W: 20"  
Socket: 4 - E26 Keyless | Bulb: 4 - 40 A  
**Additional Options:**  
Pink | White | Frosted Acrylic (PNK/WHT-FA)  
White | Gild | Frosted Acrylic (WHT/G-FA)

**C** | **MARKOS GRANDE FLUSH MOUNT**  
ALEXA HAMPTON

**AH4021**  
H: 12" | W: 26"  
Socket: 4 - E26 Keyless | Bulb: 4 - 60 B  
**Additional Options:**  
White | Gild | Frosted Glass (WHT/G-FA)  
\* Requires Special Assembly and Installation

**D** | **GRAYSON PETITE FLUSH MOUNT**  
kate spade new york

**KS4945**  
H: 2.5" | W: 5.25" | Canopy: 4.25" Round  
LED: 11w  
**Additional Options:**  
Burnished Silver Leaf | Frosted Acrylic (BSL-CG)



**D** | **KS4945G-CG**  
Gild | Crystal



**A** | **AH4004WHT-FG**  
Matte White | Frosted Glass



**B** | **AH4005WHT-FG**  
Matte White | Frosted Glass



**A** | **AH4004PN-FG**  
Polished Nickel | Frosted Glass



**B** | **AH4005PN-FG**  
Polished Nickel | Frosted Glass



**A** | **AH4004NB-FG**  
Natural Brass | Frosted Glass



**B** | **AH4005NB-FG**  
Natural Brass | Frosted Glass



**A** | **AH4004GM-FG**  
Gun Metal | Frosted Glass



**B** | **AH4005GM-FG**  
Gun Metal | Frosted Glass

**A** | **FRANK SMALL FLUSH MOUNT**  
ALEXA HAMPTON

**AH4004**  
H: 4.75" | W: 11.25"  
Socket: 2 - E26 Keyless | Bulb: 2 - 60 B

**B** | **FRANK LARGE FLUSH MOUNT**  
ALEXA HAMPTON

**AH4005**  
H: 4.75" | W: 15"  
Socket: 3 - E26 Keyless | Bulb: 3 - 60 B

**A LIAISON MEDIUM FLUSH MOUNT**  
 KELLY WEARSTLER

**KW4202**  
 H: 5" | W: 12"  
 Socket: 2 - E12 Candelabra | Bulb: 2 - 60 C

**Additional Options:**  
 Bronze | Crackle Glass (BZ-CRG)



**A KW4202PN-CRG**  
 Polished Nickel | Crackle Glass

**A KW4202AB-CRG**  
 Antique-Burnished Brass | Crackle Glass

**B SOPHIE FLUSH MOUNT**  
 NIERMANN WEEKS

**NW4020**  
 H: 5.5" | W: 14.25"  
 Socket: 4 - E12 Candelabra | Bulb: 4 - 60 C



**B NW4020BSL**  
 Burnished Silver Leaf | Glass Rods

**B NW4020GI**  
 Gilded Iron | Glass Rods

**C SOPHIE LARGE FLUSH MOUNT**  
 NIERMANN WEEKS

**NW4021**  
 H: 7" | W: 18" | Canopy: 18" Round  
 Socket: 4 - E12 Candelabra | Bulb: 4 - 40 C



**C NW4021BSL**  
 Burnished Silver Leaf

**C NW4021GI**  
 Gilded Iron



**D KS4120CRE/SB-FG**  
 Cream | Soft Brass | Frosted Glass

**D KS4120BLK/SB-FG**  
 Black | Soft Brass | Frosted Glass

**E KS4126PN-CG**  
 Polished Nickel | Crystal

**E KS4126SB-CG**  
 Soft Brass | Crystal



**F KS4127PN-CG**  
 Polished Nickel | Crystal

**F KS4127SB-CG**  
 Soft Brass | Crystal

**D BRADFORD SMALL HEXAGONAL FLUSH MOUNT**  
 kate spade new york

**KS4120**  
 H: 4.25" | W: 13"  
 Socket: 2 - E12 Candelabra | Bulb: 2 - 60 B

**Additional Options:**  
 Blush | Polished Nickel | Frosted Glass (BLS/PN-FG)  
 Mirror | Polished Nickel | Frosted Glass (MIR/PN-FG)  
 Mirror | Soft Brass | Frosted Glass (MIR/SB-FG)

**E DARCY SMALL FLUSH MOUNT**  
 kate spade new york

**KS4126**  
 H: 6.25" | W: 11.75" | Canopy: 12" Round  
 Socket: 2 - E26 Keyless | Bulb: 2 - 40 G

**F DARCY MEDIUM FLUSH MOUNT**  
 kate spade new york

**KS4127**  
 H: 7.25" | W: 15.75" | Canopy: 16" Round  
 Socket: 3 - E26 Keyless | Bulb: 3 - 40 G



**A** SK4010PN-FG  
Polished Nickel | Frosted Glass



**A** SK4010HAB-FG  
Hand-Rubbed Antique Brass | Frosted Glass



**A** SK4010BZ-FG  
Bronze | Frosted Glass



**D** SK4011HAB-FG  
Hand-Rubbed Antique Brass | Frosted Glass



**B** AH4200PN-FG  
Polished Nickel | Frosted Glass



**B** AH4200HAB-FG  
Hand-Rubbed Antique Brass | Frosted Glass



**B** AH4200BZ-FG  
Bronze | Frosted Glass



**C** AH4201PN-FG  
Polished Nickel | Frosted Glass



**C** AH4201HAB-FG  
Hand-Rubbed Antique Brass | Frosted Glass



**C** AH4201BZ-FG  
Bronze | Frosted Glass

**A** MONTPELIER SMALL FLUSH MOUNT  
SUZANNE KASLER

**SK4010**  
H: 6" | W: 11"  
Socket: 2 - E26 Keyless | Bulb: 2 - 60 B  
**Additional Options:**  
Antique Nickel | Frosted Glass (AN-FG)

**B** RANDOLPH SMALL FLUSH MOUNT  
ALEXA HAMPTON

**AH4200**  
H: 4.5" | W: 11.25"  
Socket: 2 - E26 Keyless | Bulb: 2 - 40 B

**C** RANDOLPH LARGE FLUSH MOUNT  
ALEXA HAMPTON

**AH4201**  
H: 4.5" | W: 14"  
Socket: 2 - E26 Keyless | Bulb: 2 - 60 B

**D** MONTPELIER LARGE FLUSH MOUNT  
SUZANNE KASLER

**SK4011**  
H: 6" | W: 16"  
Socket: 3 - E26 Keyless | Bulb: 3 - 60 B  
**Additional Options:**  
Antique Nickel | Frosted Glass (AN-FG)  
Bronze | Frosted Glass (BZ-FG)

**D** SK4011PN-FG  
Polished Nickel | Frosted Glass





**A WALKER SMALL FLUSH MOUNT**  
KATE SPADE NEW YORK

**KS4070**  
H: 6.25" | W: 13.75" | Canopy: 8.75" Round  
Socket: 2 - E26 Keyless | Bulb: 2 - 60 A

**B WALKER MEDIUM FLUSH MOUNT**  
KATE SPADE NEW YORK

**KS4071**  
H: 6.75" | W: 18" | Canopy: 8.75" Round  
Socket: 4 - E26 Keyless | Bulb: 4 - 40 A

**C WALKER LARGE FLUSH MOUNT**  
KATE SPADE NEW YORK

**KS4072**  
H: 6.75" | W: 24" | Canopy: 8.75" Round  
Socket: 4 - E26 Keyless | Bulb: 4 - 40 A  
**Additional Options:**  
Light Cream | Natural Linen (LC-NL)



**A KS4070BSL-L**  
Burnished Silver Leaf | Cream Linen



**A KS4070LC-NL**  
Light Cream | Natural Linen



**A KS4070G-L/BL**  
Gild | Cream Linen | Black Linen Trim



**B KS4071BSL-L**  
Burnished Silver Leaf | Cream Linen



**B KS4071LC-NL**  
Light Cream | Natural Linen



**B KS4071G-L/BL**  
Gild | Cream Linen | Black Linen Trim



**C KS4072BSL-L**  
Burnished Silver Leaf | Cream Linen



**C KS4072G-L/BL**  
Gild | Cream Linen | Black Linen Trim

**A KS4070G-L/BL**  
Gild | Cream Linen | Black Linen Trim



**A** | **ARN4021WHT/G-WG**  
White | Gild | White Glass



**A** | **ARN4021AI/G-WG**  
Aged Iron | Gild | White Glass



**B** | **ARN4022BSL-WG**  
Burnished Silver Leaf | White Glass



**B** | **ARN4022AI/G-WG**  
Aged Iron | Gild | White Glass



**C** | **ARN4023G-WG**  
Gild | White Glass



**C** | **ARN4023AI/G-WG**  
Aged Iron | Gild | White Glass

**A** | **MOLENE SMALL FLUSH MOUNT**  
AERIN  
  
**ARN4021**  
H: 8.5" | W: 11" | Canopy: 11" Round  
Socket: 2 - E12 Candelabra | Bulb: 2 - 40 B  
**Additional Options:**  
Burnished Silver Leaf | White Glass (BSL-WG)  
Gild | White Glass (G-WG)

**B** | **MOLENE MEDIUM FLUSH MOUNT**  
AERIN  
  
**ARN4022**  
H: 8.25" | W: 14.5" | Canopy: 14" Round  
Socket: 3 - E12 Candelabra | Bulb: 3 - 40 B  
**Additional Options:**  
Gild | White Glass (G-WG)  
White | Gild | White Glass (WHT/G-WG)

**C** | **MOLENE LARGE FLUSH MOUNT**  
AERIN  
  
**ARN4023**  
H: 8.25" | W: 18" | Canopy: 18" Round  
Socket: 4 - E12 Candelabra | Bulb: 4 - 40 B  
**Additional Options:**  
Burnished Silver Leaf | White Glass (BSL-WG)  
White | Gild | White Glass (WHT/G-WG)

opposite page

**D** | **HALO PETITE FLUSH MOUNT**  
BARBARA BARRY

**BBL4090**  
H: 2.5" | W: 5.5" | Canopy: 4.5" Round  
LED: 11w

**E** | **HAMPTON SMALL CHANDELIER**  
AERIN

**ARN4011**  
H: 8" | W: 16.75" | Canopy: 6" Round  
Socket: 3 - E12 Candelabra | Bulb: 3 - 60 C  
\* Ships with 3 Feet of Chain

**F** | **MILL SMALL FLUSH MOUNT**  
AERIN

**ARN4003**  
H: 8.25" | W: 15"  
Socket: 3 - E12 Candelabra | Bulb: 3 - 60 T  
**Additional Options:**  
Aged Iron (AI)



**D** | **BBL4090WHT**  
White



**D** | **BBL4090BSL**  
Burnished Silver Leaf



**D** | **BBL4090G**  
Gild



**D** | **BBL4090BLK**  
Matte Black



**E** | **ARN4011PW**  
Plaster White



**E** | **ARN4011BSL**  
Burnished Silver Leaf



**E** | **ARN4011G**  
Gild



**F** | **ARN4003PW**  
Plaster White



**F** | **ARN4003BSL**  
Burnished Silver Leaf



**F** | **ARN4003G**  
Gild





**A** **KS4015PN-CG**  
Polished Nickel | Clear Glass

**A** **KS4015SB-CG**  
Soft Brass | Clear Glass

**A** **KS4015AN-DCG**  
Antique Nickel | Dark Smoky Crystal



**B** **KS4065PN-CRE**  
Polished Nickel | Cream Tinted Glass

**B** **KS4065SB-CRE**  
Soft Brass | Cream Tinted Glass

**B** **KS4065SB-BLS**  
Soft Brass | Blush Tinted Glass




**C** **KS4311LC**  
Light Cream

**C** **KS4311G**  
Guild

**C** **KS4311BSL**  
Burnished Silver Leaf



opposite page  
**A** **LLOYD MEDIUM ROUND FLUSH MOUNT**  
kate spade new york  
**KS4015**  
H: 4.5" | W: 13" | Canopy: 4.5" Round  
Socket: 3 - E12 Candelabra | Bulb: 3 - 60 B



**B** **LEIGHTON MEDIUM FLUSH MOUNT**  
kate spade new york  
**KS4065**  
H: 7.5" | W: 20" | Canopy: 8" Round  
Socket: 3 - E12 Candelabra | Bulb: 3 - 40 B  
**Additional Options:**  
Polished Nickel | Blush Tinted Glass (PN-BLS)



**C** **KEATON BOUQUET FLUSH MOUNT**  
kate spade new york  
**KS4311**  
H: 11.25" | W: 22.75" | Canopy: 8" Round  
Socket: 6 - E12 Candelabra | Bulb: 6 - 40 G



**D** **PRESCOTT MEDIUM SEMI-FLUSH MOUNT**  
kate spade new york  
**KS4407**  
H: 14.25" | W: 18" | Canopy: 5" Round  
Socket: 4 - E12 Candelabra | Bulb: 4 - 40 G  
**Additional Options:**  
Polished Nickel | Clear Glass (PN-CG)  
Soft Brass | White Glass (SB-WG)



**D** **KS4407PN-WG**  
Polished Nickel | White Glass



**A** **S7000PN-CG**  
Polished Nickel | Clear Cut Crystal



**A** **S7000HAB-CG**  
Hand-Rubbed Antique Brass | Clear Cut Crystal



**A** **S7000BZ-CG**  
Bronze | Clear Cut Crystal

**B** **KS4005SB-CG**  
Soft Brass | Clear Glass | Pearls



opposite page

**A** **HILLAM SOLITAIRE FLUSH MOUNT**  
STUDIO VC

**S7000**  
H: 3.5" | W: 5.5"  
LED: 12w



**B** **KS4005PN-CG**  
Polished Nickel | Clear Glass | Pearls



**C** **SN4001PN**  
Polished Nickel | Crystal



**B** **KS4005SB-CG**  
Soft Brass | Clear Glass | Pearls



**C** **SN4001HAB**  
Hand-Rubbed Antique Brass | Crystal



**D** **NW4051BLSL-CG**  
Burnished Silver Leaf | Clear Glass

**D** **NW4051GI-CG**  
Gilded Iron | Clear Glass

**B** **DICKINSON SEMI-FLUSH MOUNT**  
kate spade new york

**KS4005**  
H: 16" | W: 22.25" | Canopy: 7" Round  
Socket: 9 - E12 Candelabra | Bulb: 9 - 60 G

**C** **TRILLION LARGE FLUSH MOUNT**  
JOE NYE

**SN4001**  
H: 14.25" | W: 21" | Canopy: 5" Round  
Socket: 10 - E12 Candelabra | Bulb: 10 - 60 B  
**Additional Options:**  
Hand-Rubbed Antique Brass | Crystal (HAB)

**D** **CALAIS SEMI-FLUSH MOUNT**  
NIERMANN WEEKS

**NW4051**  
H: 12" | W: 26" | Canopy: 5" Round  
Socket: 6 - E12 Candelabra | Bulb: 6 - 60 C

**A QUINCY SMALL FLUSH MOUNT**  
E. F. CHAPMAN

**CHC4509**  
H: 3.75" | W: 17.25" | Canopy: 6" Round  
LED: 9w  
©EFC DESIGNS



**A CHC4509PN-CA**  
Polished Nickel | Clear Acrylic

**A CHC4509AB-CA**  
Antique-Burnished Brass | Clear Acrylic

**B RENWICK LARGE FLUSH MOUNT**  
AERIN

**ARN4004**  
H: 8.25" | W: 16.5"  
Socket: 3 - E12 Candelabra | Bulb: 3 - 40 C



**B ARN4004BSL-CG**  
Burnished Silver Leaf | Crystal

**B ARN4004G-CG**  
Gild | Crystal

**C LYNN LARGE FLUSH MOUNT**  
AERIN

**ARN4120**  
H: 10.25" | W: 16.5"  
Socket: 8 - E12 Candelabra | Bulb: 8 - 60 G



**C ARN4120BSL**  
Burnished Silver Leaf | Clear Glass

**C ARN4120HAB**  
Hand-Rubbed Antique Brass | Clear Glass

**D NAVONA SMALL BASKET FLUSH MOUNT**  
JULIE NEILL

**JN4120**  
H: 10.5" | W: 12.5" | Canopy: 12.25" Round  
Socket: 2 - E12 Candelabra | Bulb: 2 - 40 C



**D JN4120BSL/CG**  
Burnished Silver Leaf | Crystal

**D JN4120G/CG**  
Gild | Crystal

**E NAVONA MEDIUM BASKET FLUSH MOUNT**  
JULIE NEILL

**JN4121**  
H: 11.75" | W: 17.5" | Canopy: 16" Round  
Socket: 3 - E12 Candelabra | Bulb: 3 - 40 C



**E JN4121BSL/CG**  
Burnished Silver Leaf | Crystal

**E JN4121G/CG**  
Gild | Crystal

**F NAVONA LARGE BASKET FLUSH MOUNT**  
JULIE NEILL

**JN4122**  
H: 14.5" | W: 23.5" | Canopy: 22" Round  
Socket: 4 - E12 Candelabra | Bulb: 4 - 40 C



**F JN4122BSL/CG**  
Burnished Silver Leaf | Crystal

**F JN4122G/CG**  
Gild | Crystal



**A** | **ARN4105PN-CG**  
Polished Nickel | Crystal

**A** | **SANGER MEDIUM FLUSH MOUNT**  
AERIN  
  
**ARN4105**  
H: 8.25" | W: 16"  
Socket: 3 - E12 Candelabra | Bulb: 3 - 40 C

opposite page

**B** | **PARIS FLEA MARKET SMALL FLUSH MOUNT**  
E. F. CHAPMAN  
  
**CHC4206**  
H: 7.5" | W: 10"  
Socket: 2 - E12 Candelabra | Bulb: 2 - 60 C  
©EFC DESIGNS

**C** | **PARIS FLEA MARKET MEDIUM FLUSH MOUNT**  
E. F. CHAPMAN  
  
**CHC4207**  
H: 9" | W: 13"  
Socket: 2 - E12 Candelabra | Bulb: 2 - 60 C  
©EFC DESIGNS

**D** | **JACQUELINE LARGE FLUSH MOUNT**  
AERIN  
  
**ARN4102**  
H: 12.25" | W: 18"  
Socket: 4 - E12 Candelabra | Bulb: 4 - 40 C

**D** | **ARN4102HAB-WG**  
Hand-Rubbed Antique Brass | White Acrylic



**B** | **CHC4206PS-SG**  
Polished Silver | Seeded Glass



**B** | **CHC4206SHS-SG**  
Sheffield Silver | Seeded Glass



**B** | **CHC4206AB-SG**  
Antique-Burnished Brass | Seeded Glass



**C** | **CHC4207PS-SG**  
Polished Silver | Seeded Glass



**C** | **CHC4207SHS-SG**  
Sheffield Silver | Seeded Glass



**C** | **CHC4207AB-SG**  
Antique-Burnished Brass | Seeded Glass



**D** | **ARN4102BSL-CG**  
Burnished Silver Leaf | White Acrylic



**D** | **ARN4102BSL-CG**  
Burnished Silver Leaf | Clear Glass



**D** | **ARN4102HAB-CG**  
Hand-Rubbed Antique Brass | Clear Glass



**A** **ARN4124PN-CG**  
Polished Nickel | Crystal

**A** **ARN4124HAB-CG**  
Hand-Rubbed Antique Brass | Crystal



**B** **ARN4125PN**  
Polished Nickel

**B** **ARN4125HAB**  
Hand-Rubbed Antique Brass



**C** **ARN4126PN**  
Polished Nickel

**C** **ARN4126HAB**  
Hand-Rubbed Antique Brass

**A** **BONNINGTON SMALL FLUSH MOUNT**  
AERIN  
**ARN4124**  
H: 8.25" | W: 14.25"  
Socket: 4 - E12 Candelabra | Bulb: 4 - 40 B

**B** **BONNINGTON MEDIUM FLUSH MOUNT**  
AERIN  
**ARN4125**  
H: 8.5" | W: 18" | Canopy: 4.5" Round  
Socket: 4 - E12 Candelabra | Bulb: 4 - 40 C

**C** **BONNINGTON LARGE FLUSH MOUNT**  
AERIN  
**ARN4126**  
H: 10.25" | W: 24.75" | Canopy: 4.5" Round  
Socket: 5 - E12 Candelabra | Bulb: 5 - 40 C



**D** **ARN4170BSL-CG**  
Burnished Silver Leaf | Crystal

**D** **ARN4170G-CG**  
Gild | Crystal



**E** **ARN4171BSL-CG**  
Burnished Silver Leaf | Crystal

**E** **ARN4171G-CG**  
Gild | Crystal



**F** **ARN4172BSL-CG**  
Burnished Silver Leaf | Crystal

**F** **ARN4172G-CG**  
Gild | Crystal

**D** **LISCIA SMALL FLUSH MOUNT**  
AERIN  
**ARN4170**  
H: 8.75" | W: 15" | Canopy: 9" Round  
Socket: 3 - E12 Candelabra | Bulb: 3 - 40 C

**E** **LISCIA MEDIUM FLUSH MOUNT**  
AERIN  
**ARN4171**  
H: 8.75" | W: 19" | Canopy: 13" Round  
Socket: 4 - E12 Candelabra | Bulb: 4 - 40 C

**F** **LISCIA LARGE FLUSH MOUNT**  
AERIN  
**ARN4172**  
H: 8.75" | W: 25" | Canopy: 18" Round  
Socket: 6 - E12 Candelabra | Bulb: 6 - 40 C



**C** | **CHC4392AB-WG**  
Antique Brass | White Glass

**A** | **CALLIOPE MARINE FLUSH MOUNT**  
THOMAS O'BRIEN  
  
**TOB4203**  
H: 4.5" | W: 11.5"  
Socket: 2 - E26 Keyless | Bulb: 2 - 60 B  
**Additional Options:**  
Chrome | White Glass (CH)



**A** | **TOB4203BZ**  
Bronze | White Glass

**A** | **TOB4203HAB**  
Hand-Rubbed Antique Brass | White Glass

**A** | **TOB4203PN**  
Polished Nickel | White Glass

**B** | **ALDERLY SMALL FLUSH MOUNT**  
E. F. CHAPMAN  
  
**CHC4391**  
H: 4.25" | W: 13"  
Socket: 2 - E12 Candelabra | Bulb: 2 - 60 C  
©EFC DESIGNS



**B** | **CHC4391BZ-WG**  
Bronze | White Glass

**B** | **CHC4391AB-WG**  
Antique Brass | White Glass

**B** | **CHC4391PN-WG**  
Polished Nickel | White Glass

**C** | **ALDERLY FLUSH MOUNT**  
E. F. CHAPMAN  
  
**CHC4392**  
H: 4.25" | W: 16"  
Socket: 2 - E12 Candelabra | Bulb: 2 - 60 C  
©EFC DESIGNS



**C** | **CHC4392BZ-WG**  
Bronze | White Glass

**C** | **CHC4392AB-WG**  
Antique Brass | White Glass

**C** | **CHC4392PN-WG**  
Polished Nickel | White Glass



**A** | **CHC4128PN-CG**  
Polished Nickel | Clear Glass



**A** | **CHC4128AB-CG**  
Antique-Burnished Brass | Clear Glass



**A** | **CHC4128BZ-CG**  
Bronze | Clear Glass



**D** | **CHC4129AB-CG**  
Antique-Burnished Brass | Clear Glass



**B** | **CHC4125PN-CG**  
Polished Nickel | Clear Glass



**B** | **CHC4125AB-CG**  
Antique-Burnished Brass | Clear Glass



**B** | **CHC4125BZ-CG**  
Bronze | Clear Glass



**C** | **CHC4126PN-CG**  
Polished Nickel | Clear Glass



**C** | **CHC4126AB-CG**  
Antique-Burnished Brass | Clear Glass



**C** | **CHC4126BZ-CG**  
Bronze | Clear Glass

**A** | **CLUB SMALL SQUARE FLUSH MOUNT**  
E. F. CHAPMAN

**CHC4128**  
H: 8.25" | W: 9"  
Socket: 3 - E12 Candelabra | Bulb: 3 - 60 C  
©EFC DESIGNS

**B** | **CLUB SMALL HEXAGONAL FLUSH MOUNT**  
E. F. CHAPMAN

**CHC4125**  
H: 8" | W: 11.5"  
Socket: 3 - E12 Candelabra | Bulb: 3 - 60 C  
©EFC DESIGNS

**C** | **CLUB LARGE HEXAGONAL FLUSH MOUNT**  
E. F. CHAPMAN

**CHC4126**  
H: 8.5" | W: 16"  
Socket: 3 - E12 Candelabra | Bulb: 3 - 60 C  
©EFC DESIGNS

**D** | **CLUB LARGE SQUARE FLUSH MOUNT**  
E. F. CHAPMAN

**CHC4129**  
H: 9" | W: 13"  
Socket: 3 - E12 Candelabra | Bulb: 3 - 60 C  
**Additional Options:**  
Polished Nickel | Clear Glass (PN-CG)  
©EFC DESIGNS

**D** | **CHC4129BZ-CG**  
Bronze | Clear Glass





**A TOB4220BSL**  
Burnished Silver Leaf | White Glass

**A ENRIQUE FLUSH MOUNT**  
THOMAS O'BRIEN  
  
**TOB4220**  
H: 4.5" | W: 16"  
Socket: 2 - E26 Keyless | Bulb: 2 - 60 B

opposite page

**B CROWN SQUARE FLUSH MOUNT**  
E. F. CHAPMAN  
  
**CHC4215**  
H: 6.25" | W: 14"  
Socket: 2 - E26 Keyless | Bulb: 2 - 60 B  
**Additional Options:**  
Antique Nickel | Frosted Glass (AN)  
©EFC DESIGNS

**C MORRIS FLUSH MOUNT**  
SUZANNE KASLER  
  
**SK4008**  
H: 5" | W: 15.5"  
Socket: 2 - E26 Keyless | Bulb: 2 - 60 A

**D MORRIS LARGE FLUSH MOUNT**  
SUZANNE KASLER  
  
**SK4009**  
H: 6" | W: 20"  
Socket: 4 - E26 Keyless | Bulb: 4 - 40 A



**A TOB4220GI**  
Gilded Iron | White Glass



**B CHC4215PN**  
Polished Nickel | Frosted Glass



**C SK4008PN-FG**  
Polished Nickel | Frosted Glass



**D SK4009PN-FG**  
Polished Nickel | Frosted Glass



**B CHC4215AB**  
Antique-Burnished Brass | Frosted Glass



**C SK4008GI-FG**  
Gilded Iron | Frosted Glass



**D SK4009GI-FG**  
Gilded Iron | Frosted Glass



**B CHC4215BZ**  
Bronze | Frosted Glass



**C SK4008AZ-FG**  
Antique Zinc | Frosted Glass



**D SK4009AZ-FG**  
Antique Zinc | Frosted Glass





**A** | **SS4010BZ-FG**  
Bronze | Frosted Glass



**A** | **SS4010HAB-FG**  
Hand-Rubbed Antique Brass | Frosted Glass



**A** | **SS4010PN-FG**  
Polished Nickel | Frosted Glass



**D** | **SS4011PN-FG**  
Polished Nickel | Frosted Glass



**B** | **AH4029GM-WG**  
Gun Metal | White Glass



**B** | **AH4029NB-WG**  
Natural Brass | White Glass



**B** | **AH4029PN-WG**  
Polished Nickel | White Glass



**C** | **AH4030GM-WG**  
Gun Metal | White Glass



**C** | **AH4030NB-WG**  
Natural Brass | White Glass



**C** | **AH4030PN-WG**  
Polished Nickel | White Glass



**D** | **SS4011HAB-FG**  
Hand-Rubbed Antique Brass | Frosted Glass

**A** | **OPENWORK SMALL FLUSH MOUNT**  
STUDIO VC

**SS4010**  
H: 4" | W: 10"  
Socket: 2 - E12 Candelabra | Bulb: 2 - 40 C  
**Additional Options:**  
Antique Nickel | Frosted Glass (AN-FG)  
Chrome | Frosted Glass (CH-FG)

**B** | **RACHEL SMALL FLUSH MOUNT**  
ALEXA HAMPTON

**AH4029**  
H: 4" | W: 13.5"  
Socket: 2 - E26 Keyless | Bulb: 2 - 60 B

**C** | **RACHEL LARGE FLUSH MOUNT**  
ALEXA HAMPTON

**AH4030**  
H: 5" | W: 18"  
Socket: 2 - E26 Keyless | Bulb: 2 - 60 B

**D** | **OPENWORK LARGE FLUSH MOUNT**  
STUDIO VC

**SS4011**  
H: 5" | W: 13.5"  
Socket: 2 - E12 Candelabra | Bulb: 2 - 40 C  
**Additional Options:**  
Antique Nickel | Frosted Glass (AN-FG)  
Bronze | Frosted Glass (BZ-FG)  
Chrome | Frosted Glass (CH-FG)



**A** | **TOB4216PN-WG**  
Polished Nickel | White Glass

**B** | **TOB4215PN-WG**  
Polished Nickel | White Glass



**A** | **TOB4216HAB-WG**  
Hand-Rubbed Antique Brass | White Glass

**B** | **TOB4215HAB-WG**  
Hand-Rubbed Antique Brass | White Glass



**A** | **TOB4216BZ-WG**  
Bronze | White Glass

**B** | **TOB4215BZ-WG**  
Bronze | White Glass

**A** | **NEWHOUSE CIRCULAR FLUSH MOUNT**  
THOMAS O'BRIEN  
  
**TOB4216**  
H: 4.5" | W: 12.25"  
Socket: 2 - E26 Keyless | Bulb: 2 - 60 B  
**Additional Options:**  
Antique Nickel | White Glass (AN-WG)

**B** | **NEWHOUSE BLOCK WALL/CEILING LIGHT**  
THOMAS O'BRIEN  
  
**TOB4215**  
H: 3.5" | W: 6.25 x 10.25"  
Socket: E26 Keyless | Bulb: 60 B  
**Additional Options:**  
Antique Nickel | White Glass (AN-WG)

opposite page

**C** | **LAUNCETON PETITE FLUSH MOUNT**  
E. F. CHAPMAN

**CHC4600**  
H: 3.25" | W: 5" | Canopy: 5" Round  
LED: 11w  
©EFC DESIGNS

**D** | **HICKS PETITE FLUSH MOUNT**  
THOMAS O'BRIEN

**TOB4062**  
H: 2.5" | W: 5.5"  
LED: 11w

**E** | **HICKS SMALL FLUSH MOUNT**  
THOMAS O'BRIEN

**TOB4063**  
H: 6.5" | W: 13"  
Socket: 2 - E26 Keyless | Bulb: 2 - 60 A  
**Additional Options:**  
Antique Nickel | White Glass (AN-WG)



**C** | **CHC4600PN-WG**  
Polished Nickel | White Glass

**C** | **CHC4600AN-WG**  
Antique Nickel | White Glass

**C** | **CHC4600AB-WG**  
Antique-Burnished Brass | White Glass

**C** | **CHC4600BZ-WG**  
Bronze | White Glass



**D** | **TOB4062PN-WG**  
Polished Nickel | White Glass

**D** | **TOB4062AN-WG**  
Antique Nickel | White Glass

**D** | **TOB4062HAB-WG**  
Hand-Rubbed Antique Brass | White Glass

**D** | **TOB4062BZ/HAB-WG**  
Bronze | Hand-Rubbed Antique Brass | White Glass



**E** | **TOB4063PN-WG**  
Polished Nickel | White Glass

**E** | **TOB4063HAB-WG**  
Hand-Rubbed Antique Brass | White Glass

**E** | **TOB4063BZ/HAB-WG**  
Bronze | Hand-Rubbed Antique Brass | White Glass



A | **SL4001PN-WG**  
Polished Nickel | White Glass



A | **SL4001HAB-WG**  
Hand-Rubbed Antique Brass | White Glass



A | **SL4001BZ-WG**  
Bronze | White Glass



B | **SL4002PN-WG**  
Polished Nickel | White Glass



B | **SL4002HAB-WG**  
Hand-Rubbed Antique Brass | White Glass



B | **SL4002BZ-WG**  
Bronze | White Glass



C | **SS4016PN-WG**  
Polished Nickel | White Glass



C | **SS4016HAB-WG**  
Hand-Rubbed Antique Brass | White Glass



C | **SS4016BZ-WG**  
Bronze | White Glass



D | **SS4015HAB-WG**  
Hand-Rubbed Antique Brass | White Glass

**A MARINE MEDIUM FLUSH MOUNT**  
E. F. CHAPMAN

**SL4001**  
H: 4.75" | W: 8.25"  
Socket: E26 Keyless | Bulb: 60 B  
**Additional Options:**  
Antique Nickel | White Glass (AN-WG)  
Chrome | White Glass (CH-WG)  
©EFC DESIGNS

**B MARINE LARGE FLUSH MOUNT**  
E. F. CHAPMAN

**SL4002**  
H: 7" | W: 12.75"  
Socket: 2 - E26 Keyless | Bulb: 2 - 60 B  
**Additional Options:**  
Antique Nickel | White Glass (AN-WG)  
Chrome | White Glass (CH-WG)  
©EFC DESIGNS

**C SIENA LARGE FLUSH MOUNT**  
STUDIO VC

**SS4016**  
H: 4.75" | W: 14"  
Socket: 2 - E26 Keyless | Bulb: 2 - 60 B  
**Additional Options:**  
Antique Nickel | White Glass (AN-WG)  
Chrome | White Glass (CH-WG)

**D SIENA SMALL FLUSH MOUNT**  
STUDIO VC

**SS4015**  
H: 4.25" | W: 11.75"  
Socket: 2 - E26 Keyless | Bulb: 2 - 40 B  
**Additional Options:**  
Antique Nickel | White Glass (AN-WG)  
Chrome | White Glass (CH-WG)  
Polished Nickel | White Glass (PN-WG)



D | **SS4015BZ-WG**  
Bronze | White Glass



A PB4001NB  
Natural Brass



A PB4001MBK  
Matte Black

A DOT 13" CAGED FLUSH MOUNT  
PETER BRISTOL

**PB4001**  
H: 3.5" | W: 13.75" | Canopy: 6"  
LED: 18w  
**Additional Options:**  
Polished Nickel (PN)

opposite page

B DOT 16" CAGED FLUSH MOUNT  
PETER BRISTOL

**PB4004**  
H: 4.5" | W: 16.5" | Canopy: 6"  
LED: 24w

C DOT 13" FLUSH MOUNT  
PETER BRISTOL

**PB4000**  
H: 2.25" | W: 13.75" | Canopy: 6"  
LED: 18w

D DOT 16" FLUSH MOUNT  
PETER BRISTOL

**PB4003**  
H: 2.75" | W: 16.5" | Canopy: 6"  
LED: 24w



B PB4004PN  
Polished Nickel



B PB4004NB  
Natural Brass



B PB4004MBK  
Matte Black



C PB4000PN  
Polished Nickel



C PB4000NB  
Natural Brass



C PB4000MBK  
Matte Black



D PB4003PN  
Polished Nickel



D PB4003NB  
Natural Brass



D PB4003MBK  
Matte Black



A | **TOB4011AN-WG**  
Antique Nickel | White Glass



B | **TOB4013AN-WG**  
Antique Nickel | White Glass



A | **TOB4011HAB-WG**  
Hand-Rubbed Antique Brass | White Glass



B | **TOB4013HAB-WG**  
Hand-Rubbed Antique Brass | White Glass



A | **TOB4011BZ-WG**  
Bronze | White Glass



B | **TOB4013BZ-WG**  
Bronze | White Glass

A | **MILTON SHORT FLUSH MOUNT**  
THOMAS O'BRIEN

**TOB4011**  
H: 6" | W: 9.5"  
Socket: E26 Keyless | Bulb: 60 B

B | **MILTON LARGE FLUSH MOUNT**  
THOMAS O'BRIEN

**TOB4013**  
H: 6" | W: 14.5"  
Socket: 2 - E26 Keyless | Bulb: 2 - 60 B



A | **TOB4011PN-WG**  
Polished Nickel | White Glass



B | **TOB4013PN-WG**  
Polished Nickel | White Glass



**A ACME SMALL FLUSH MOUNT**  
BARBARA BARRY  
**BBL4105**  
H: 5.75" | W: 9"  
Socket: 3 - E12 Candelabra | Bulb: 3 - 40 B

**B ACME LARGE FLUSH MOUNT**  
BARBARA BARRY  
**BBL4106**  
H: 7" | W: 16.25"  
Socket: 3 - E26 Keyless | Bulb: 3 - 40 A

**A BBL4105PN-WG**  
Polished Nickel | White Glass

**B BBL4106PN-WG**  
Polished Nickel | White Glass



**A BBL4105SB-WG**  
Soft Brass | White Glass

**B BBL4106SB-WG**  
Soft Brass | White Glass



**A BBL4105BZ-WG**  
Bronze | White Glass

**B BBL4106BZ-WG**  
Bronze | White Glass

opposite page

**C TABLEAU PETITE FLUSH MOUNT**  
KELLY WEARSTLER  
**KW4270**  
H: 4.25" | W: 6" | Canopy: 4.5" Round  
LED: 11w  
\* Requires Smaller Outlet Box

**D TABLEAU MEDIUM FLUSH MOUNT**  
KELLY WEARSTLER

**KW4271**  
H: 8.75" | W: 15" | Canopy: 7" Round  
Socket: E26 Keyless | Bulb: 60 T



**C KW4270PN-VG**  
Polished Nickel | Volcanic Glass

**C KW4270AB-VG**  
Antique-Burnished Brass | Volcanic Glass

**C KW4270BZ-VG**  
Bronze | Volcanic Glass



**D KW4271PN-CG**  
Polished Nickel | Clear Glass

**D KW4271AB-CG**  
Antique-Burnished Brass | Clear Glass

**D KW4271BZ-CG**  
Bronze | Clear Glass



**D KW4271PN-VG**  
Polished Nickel | Volcanic Glass

**D KW4271AB-VG**  
Antique-Burnished Brass | Volcanic Glass

**D KW4271BZ-VG**  
Bronze | Volcanic Glass



opposite page

**A EDWARDIAN OPEN BOTTOM FLUSH MOUNT**  
E. F. CHAPMAN

**CHC4132**  
H: 11.5" | W: 10" | Canopy: 8" Round  
Socket: E26 Keyless | Bulb: 60 B  
©EFC DESIGNS

**A CHC4132PN-CG**  
Polished Nickel | Clear Glass

**A CHC4132AN-CG**  
Antique Nickel | Clear Glass

**A CHC4132AB-CG**  
Antique-Burnished Brass | Clear Glass

**A CHC4132BZ-CG**  
Bronze | Clear Glass



**A CHC4132PN-WG**  
Polished Nickel | White Glass

**A CHC4132AN-WG**  
Antique Nickel | White Glass

**A CHC4132AB-WG**  
Antique-Burnished Brass | White Glass

**A CHC4132BZ-WG**  
Bronze | White Glass



**B SL5001PN**  
Polished Nickel

**B SL5001AN**  
Antique Nickel

**B SL5001HAB**  
Hand-Rubbed Antique Brass

**B SL5001BZ**  
Bronze



**B BOSTON FLUSH MOUNT**  
E. F. CHAPMAN

**SL5001**  
H: 8.5" | W: 5.5" | Canopy: 5" Round  
Socket: E26 Keyless | Bulb: 60 B  
©EFC DESIGNS

**B SL5001PN/SLEG-WG**  
Polished Nickel | White Glass

**B SL5001AN/SLEG-WG**  
Antique Nickel | White Glass

**B SL5001HAB/SLEG-WG**  
Hand-Rubbed Antique Brass | White Glass

**B SL5001BZ/SLEG-WG**  
Bronze | White Glass



**A** | **SL4121HAB-WG**  
Hand-Rubbed Antique Brass | White Glass

**A** | **SL4121BZ-WG**  
Bronze | White Glass

**A** | **SL4121AN-WG**  
Antique Nickel | White Glass

**A** | **SL4121PN-WG**  
Polished Nickel | White Glass



**B** | **TOB5150HAB-WG**  
Hand-Rubbed Antique Brass | White Glass

**B** | **TOB5150BZ-WG**  
Bronze | White Glass

**B** | **TOB5150AN-WG**  
Antique Nickel | White Glass

**B** | **TOB5150PN-WG**  
Polished Nickel | White Glass

**A** | **EDMOND FLUSH MOUNT**  
E. F. CHAPMAN  
**SL4121**  
H: 19" | W: 14.5" | Canopy: 5.75" Round  
Socket: E26 Keyless | Bulb: 150 A  
©EFC DESIGNS

**B** | **MILTON ROAD FLUSH MOUNT**  
THOMAS O'BRIEN  
**TOB5150**  
H: 18" | W: 14.75" | Canopy: 5.75" Round  
Socket: E26 Keyless | Bulb: 75 A  
\* Includes Installation Hardware for  
Flush Mount and Pendant



**A** | **SL4121HAB-WG**  
Hand-Rubbed Antique Brass | White Glass





**A** | **TOB4006PN-WG**  
Polished Nickel | White Glass



**A** | **TOB4006BZ-WG**  
Bronze | White Glass

**A** | **TOB4006HAB-WG**  
Hand-Rubbed Antique Brass | White Glass



opposite page

**A** | **CLARK FLUSH MOUNT**  
THOMAS O'BRIEN

**TOB4006**  
H: 12.75" | W: 7.5" | Canopy: 7.5" Round  
Socket: E26 Keyless | Bulb: 75 A  
**Additional Options:**  
Antique Nickel | White Glass (AN-WG)



**B** | **TOB4155PN-WG**  
Polished Nickel | White Glass



**B** | **GALE PETITE FLUSH MOUNT**  
THOMAS O'BRIEN

**TOB4155**  
H: 3.5" | W: 5.5" | Canopy: 5" Round  
LED: 11w

**C** | **PERRY FLUSH MOUNT**  
THOMAS O'BRIEN

**TOB4000**  
H: 9" | W: 9.5" | Canopy: 7.25" Round  
Socket: E26 Keyless | Bulb: 60 B  
**Additional Options:**  
Antique Nickel | White Glass (AN)

**C** | **TOB4000PN**  
Polished Nickel | White Glass



**B** | **TOB4155HAB-WG**  
Hand-Rubbed Antique Brass | White Glass



**C** | **TOB4000HAB**  
Hand-Rubbed Antique Brass | White Glass



**B** | **TOB4155BZ-WG**  
Bronze | White Glass



**C** | **TOB4000BZ**  
Bronze | White Glass



**A** | **ARN4007PN-WG**  
Polished Nickel | White Strie Glass



**A** | **ARN4007HAB-WG**  
Hand-Rubbed Antique Brass | White Strie Glass

**A** | **SEREIN PETITE FLUSH MOUNT**  
AERIN  
  
**ARN4007**  
H: 3.5" | W: 5.5" | Canopy: 5.5" Round  
LED: 11w



**B** | **ARN4009PN-WG**  
Polished Nickel | White Strie Glass



**B** | **ARN4009HAB-WG**  
Hand-Rubbed Antique Brass | White Strie Glass

**B** | **SEREIN MEDIUM FLUSH MOUNT**  
AERIN  
  
**ARN4009**  
H: 8.5" | W: 14"  
Socket: 3 - E12 Candelabra | Bulb: 3 - 60 B



**C** | **ARN4010PN-WG**  
Polished Nickel | White Strie Glass



**C** | **ARN4010HAB-WG**  
Hand-Rubbed Antique Brass | White Strie Glass

**C** | **SEREIN LARGE FLUSH MOUNT**  
AERIN  
  
**ARN4010**  
H: 10" | W: 17.5"  
Socket: 4 - E12 Candelabra | Bulb: 4 - 60 B



**D** | **ARN4321PN-WG**  
Polished Nickel | Strie Glass

**D** | **MEZAN LARGE FLUSH MOUNT**  
AERIN  
  
**ARN4321**  
H: 5.5" | W: 15.5"  
Socket: 4 - E12 Candelabra | Bulb: 4 - 40 B



**D** | **ARN4321HAB-WG**  
Hand-Rubbed Antique Brass | Strie Glass



**B** | **ARN4000HAB-WG**  
Hand-Rubbed Antique Brass | Strie Glass

**A** | **CRISTOL LARGE TRIPLE FLUSH MOUNT**  
AERIN  
**ARN4401**  
H: 9.75" | W: 15.25"  
Socket: 3 - E12 Candelabra | Bulb: 3 - 40 B



**A** | **ARN4401PN-WG**  
Polished Nickel | White Strie Glass

**A** | **ARN4401HAB-WG**  
Hand-Rubbed Antique Brass | White Strie Glass

**B** | **ROSEHILL SEMI-FLUSH MOUNT**  
AERIN  
**ARN4000**  
H: 10.25" | W: 16" | Canopy: 5.75" Round  
Socket: 3 - E12 Candelabra | Bulb: 3 - 60 B



**B** | **ARN4000PN-WG**  
Polished Nickel | Strie Glass

**B** | **ARN4000HAB-WG**  
Hand-Rubbed Antique Brass | Strie Glass

**C** | **ROSEHILL LARGE FLUSH MOUNT**  
AERIN  
**ARN4001**  
H: 10.25" | W: 21" | Canopy: 5.75" Round  
Socket: 4 - E12 Candelabra | Bulb: 4 - 40 C



**C** | **ARN4001PN-WG**  
Polished Nickel | Strie Glass

**C** | **ARN4001HAB-WG**  
Hand-Rubbed Antique Brass | Strie Glass



**A** **CHC2109PN**  
Polished Nickel | Clear Glass

**A** **CHC2109AB**  
Antique-Burnished Brass | Clear Glass

**A** **CHC2109BZ**  
Bronze | Clear Glass

**A** **COUNTRY SEMI-FLUSH BELL JAR LANTERN**  
E. F. CHAPMAN  
  
**CHC2109**  
H: 16.5" | W: 13" | Canopy: 6" Round  
Socket: 3 - E12 Candelabra | Bulb: 3 - 60 C  
©EFC DESIGNS  
**Additional Options:**  
Antique Nickel | Clear Glass (AN)

**B** **MERCHANT SEMI-FLUSH LANTERN**  
THOMAS O'BRIEN  
  
**TOB4212**  
H: 16.5" | W: 11.25" | Canopy: 5.25" Round  
Socket: 3 - E12 Candelabra | Bulb: 3 - 60 C  
**Additional Options:**  
Antique Nickel | Clear Glass (AN)

**C** **SUSSEX SEMI-FLUSH LANTERN**  
E. F. CHAPMAN  
  
**CHC2209**  
H: 18" | W: 12" | Canopy: 6" Round  
Socket: 4 - E12 Candelabra | Bulb: 4 - 60 C  
**Additional Options:**  
Antique Nickel | Clear Glass (AN)  
©EFC DESIGNS



**B** **TOB4212PN**  
Polished Nickel | Clear Glass

**B** **TOB4212HAB**  
Hand-Rubbed Antique Brass | Clear Glass

**B** **TOB4212BZ**  
Bronze | Clear Glass



**C** **CHC2209PN**  
Polished Nickel | Clear Glass

**C** **CHC2209AB**  
Antique-Burnished Brass | Clear Glass

**C** **CHC2209BZ**  
Bronze | Clear Glass



**A** **CHC2109AB**  
Antique-Burnished Brass | Clear Glass

**D** **LORFORD MEDIUM SEMI-FLUSH LANTERN**  
E. F. CHAPMAN

**CHC4270**  
H: 15" | Fixture: 13.5" H | W: 19.75"  
Canopy: 5.5" Round  
Socket: 3 - E26 Keyless | Bulb: 3 - 40 B  
©EFC DESIGNS



**D** **CHC4270GI-MG**  
Gilded Iron | Mercury Glass



**D** **CHC4270AI-MG**  
Aged Iron | Mercury Glass