



TABLE



TABLE | DECORATIVE

A **DARINA LARGE TABLE LAMP**
AERIN

ARN3609
H: 31" | W: 20" | Base: 5.75" Round
Socket: E26 Dimmer | Bulb: 100 A
Shade: 19" x 20" x 14.5"
Additional Options:
Pebbled Blue | Linen (PBL-L)

B **CULLODEN TABLE LAMP**
AERIN

ARN3608
H: 32.5" | W: 18" | Base: 6.5" Round
Socket: E26 Dimmer | Bulb: 150 A
Shade: 18" x 18" x 11"

C **GANNET TABLE LAMP**
AERIN

ARN3606
H: 29.25" | W: 17.5" | Base: 5" Round
Socket: E26 Dimmer | Bulb: 150 A
Shade: 16.5" x 17.5" x 12.5"
Additional Options:
Pebbled Aquamarine | Linen (PA-L)

* Handmade Ceramics May Have Minor Variations

A **ARN3609VI-L**
Volcanic Ivory | Linen



B **ARN3608PA-L**
Pebbled Aquamarine | Linen



B **ARN3608VI-L**
Volcanic Ivory | Linen



B **ARN3608BLL-L**
Blue Lagoon | Linen



B **ARN3608BC-L**
Bone Craquelure | Linen



B **ARN3608MS-L**
Marbleized Sienna | Linen



C **ARN3606DC-L**
Drizzled Cobalt | Linen



C **ARN3606BLL-L**
Blue Lagoon | Linen



C **ARN3606BC-L**
Bone Craquelure | Linen



C **ARN3606MS-L**
Marbleized Sienna | Linen



| | |
|---|---|
| <p>A ARN3622SHG-L Shellish Gray Linen</p>  | <p>A ARN3622BG-L Chalk Burnt Gold Linen</p>  |
|---|---|

A | **MICHELENA TABLE LAMP**
AERIN

ARN3622
H: 33.75" | W: 17" | Base: 5.25" Round
Socket: 2 - E26 Keyless | Bulb: 2 - 60 A
Shade: 15" x 17" x 16"
Additional Options:
Chalk White | Linen (CHW-L)
* Built-In Dimmer

B | **MERLAT TABLE LAMP**
AERIN

ARN3062
H: 32.25" | W: 20" | Base: 4" Round
Socket: E26 Dimmer | Bulb: 100 A
Shade: 19.75" x 20" x 13"

C | **ARN3620SHG-L**
Shellish Gray | Linen




D | **ARN3623SHG-L**
Shellish Gray | Linen



D | **BABETTE TABLE LAMP**
AERIN

ARN3623
H: 30.25" | W: 18" | Base: 5.5" Square
Socket: 2 - E26 Keyless | Bulb: 2 - 60 A
Shade: 18" x 18" x 13.5"
* Built-In Dimmer

| | |
|--|---|
| <p>E ARN3621MWT-L Marion White Linen</p>  | <p>E ARN3621BG-L Chalk Burnt Gold Linen</p>  |
|--|---|

| | |
|--|--|
| <p>B ARN3062SHG-L Shellish Gray Linen</p>  | <p>B ARN3062BG-L Burnt Gold Linen</p>  |
|--|--|

C | **HUNLEN TABLE LAMP**
AERIN

ARN3620
H: 25.25" | W: 8.5" | Base: 4" Round
Socket: E26 Dimmer | Bulb: 75 A
Shade: 8.5" x 8.5" x 15" Nordy
* Handmade Ceramics May Have Minor Variations

C | **ARN3620BG-L**
Chalk Burnt Gold | Linen



D | **ARN3623BG-L**
Chalk Burnt Gold | Linen



E | **FANETTE LARGE TABLE LAMP**
AERIN

ARN3621
H: 32.25" | W: 18" | Base: 11.5" x 18" Oval
Socket: E26 Dimmer | Bulb: 100 A
Shade: 17" x 18" x 19"

F | **NICOLAE LARGE TABLE LAMP**
AERIN

ARN3615
H: 34.25" | W: 20.5" | Base: 5.75" x 7" Diamond
Socket: E26 Dimmer | Bulb: 100 A
Shade: 18" x 20.5" x 14.5"

| | |
|--|--|
| <p>F ARN3615VI-L Volcanic Ivory Linen</p>  | <p>F ARN3615BBK-L Boiling Black Linen</p>  |
|--|--|



A | **SUMAVA MEDIUM TABLE LAMP**
AERIN
ARN3638
H: 26.5" | W: 17" | Base: 5.75" x 9.5" Oval
Socket: E26 Dimmer | Bulb: 100 A
Shade: 16" x 17" x 17.5" Oval

B | **PIERREPONT TABLE LAMP**
AERIN
ARN3611
H: 30" | W: 21" | Base: 13.5" Decorative
Socket: E26 Dimmer | Bulb: 75 A
Shade: 21" x 21" x 14"
Additional Options:
Bone Craquelure | Linen (BC-L)

C | **TOULON TABLE LAMP**
AERIN
ARN3655
H: 27.25" | W: 17" | Base: 5.25" Round
Socket: E26 Dimmer | Bulb: 75 A
Shade: 13" x 17" x 13.5"

D | **GAIOS TABLE LAMP**
AERIN
ARN3610
H: 30.5" | W: 21" | Base: 5.25" Round
Socket: E26 Dimmer | Bulb: 150 A
Shade: 21" x 21" x 13"

* Handmade Ceramics May Have Minor Variations



A | **ARN3614PBC-L**
Polar Blue Crackle | Linen



A | **ARN3614SHG-L**
Shellish Gray | Linen



B | **BBL3601PBC-L**
Polar Blue Crackle | Linen



opposite page

A | **KAPILA TABLE LAMP**
AERIN

ARN3614
H: 28.75" | W: 17" | Base: 6.25" Round
Socket: 2 - E26 Keyless | Bulb: 2 - 60 A
Shade: 17" x 17" x 12.5"
Additional Options:
Blue Celadon | Linen (BC-L)
* Built-In Dimmer

B | **BBL3601PBC-L**
Polar Blue Crackle | Linen



B | **BBL3601SHG-L**
Shellish Gray | Linen



B | **BBL3601DKM-L**
Dark Moss | Linen



C | **BBL3901PBC-L**
Polar Blue Crackle | Linen



C | **BBL3901SHG-L**
Shellish Gray | Linen



C | **BBL3901IVO-L**
Ivory | Linen



B | **CHADO LARGE TABLE LAMP**
BARBARA BARRY

BBL3601
H: 31.25" | W: 15.75" | Base: 5.75" Round
Socket: E26 Dimmer | Bulb: 100 A
Shade: 15.25" x 15.75" x 13.5"
Additional Options:
Coconut | Linen (ICO-L)

C | **ATHENS LARGE TABLE LAMP**
BARBARA BARRY

BBL3901
H: 32.5" | W: 18" | Base: 5.75" Round
Socket: E26 Dimmer | Bulb: 100 A
Shade: 17" x 18" x 13"
Additional Options:
Dark Moss | Linen (DKM-L)

* Handmade Ceramics May Have Minor Variations

A **KW3614AWC-L**
Antiqued White | Linen



A **BETON LARGE TABLE LAMP**
KELLY WEARSTLER

KW3614
H: 35" | W: 21.5" | Base: 12.5" Round
Socket: E26 Dimmer | Bulb: 75 A
Shade: 18.25" x 21.5" x 15" Oval

B **KW3619AWC-L**
Antiqued White | Linen



B **KW3619CBZ-L**
Crystal Bronze | Linen



B **KW3619AWC-L**
Antiqued White | Linen

A **KW3614CBZ-L**
Crystal Bronze | Linen



B **PHOEBE STACKED TABLE LAMP**
KELLY WEARSTLER

KW3619
H: 28.5" | W: 17" | Base: 6.5" Round
Socket: E26 Dimmer | Bulb: 75 A
Shade: 13" x 17" x 13"

C **KW3024PWI-L**
Porous White Ivory | Linen



C **KW3024SBK-L**
Sand Wide Black Stripe | Linen



C **ALTA TABLE LAMP**
KELLY WEARSTLER

KW3024
H: 30" | W: 14" | Base: 5.25" Round
Socket: E26 Dimmer | Bulb: 100 A
Shade: 12" x 14" x 11" Round

* Handmade Ceramics May Have Minor Variations





A **KW3612SBM-AB**
Black Metallic | Brass

A **KW3612PRW-AB**
Porous White | Brass



A **ARMATO SMALL TABLE LAMP**
KELLY WEARSTLER

KW3612
H: 28" | W: 17.5" | Base: 6.25" Round
Socket: E26 Dimmer | Bulb: 75 A
Shade: 16.5" x 17.5" x 12" Oval
Additional Options:
Porous White | Linen (PRW-L)
* Line Switch

B **KW3660PRW-AB**
Porous White | Antique-Burnished Brass



B **KW3660CBZ-AB**
Crystal Bronze | Antique-Burnished Brass



A **KW3612SBM-L**
Black Metallic | Linen



B **MIRAMAR ACCENT LAMP**
KELLY WEARSTLER

KW3660
H: 21.25" | W: 16" | Base: 6.5" Round
Socket: 3 - E12 Candelabra | Bulb: 3 - 25 B
Shade: 3" x 16" x 4.75"

C **MIRAMAR TABLE LAMP**
KELLY WEARSTLER

KW3661
H: 33" | W: 24" | Base: 9" Round
Socket: 2 - E26 Keyless | Bulb: 2 - 40 A
Shade: 3.5" x 24" x 7"

* Handmade Ceramics May Have Minor Variations

C **KW3661PRW-AB**
Porous White | Antique-Burnished Brass



C **KW3661CBZ-AB**
Crystal Bronze | Antique-Burnished Brass



A KW3640IVO-L
Ivory | Linen



A PASTICHE LARGE TABLE LAMP
KELLY WEARSTLER

KW3640
H: 33.25" | W: 15.5" | Base: 6" Round
Socket: 2 - E26 Keyless | Bulb: 2 - 75 A
Shade: 15.5" x 15.5" x 16.25"

B NERO LARGE TABLE LAMP
KELLY WEARSTLER

KW3680
H: 31.25" | W: 17" | Base: 8" Round
Socket: E26 Keyless | Bulb: 12 LED A
Shade: 15.5" x 17" x 13.5"

C BAYLISS TABLE LAMP
KELLY WEARSTLER

KW3046
H: 31.75" | W: 17" | Base: 8" Square
Socket: E26 Dimmer | Bulb: 150 A
Shade: 11" x 17" x 12.5"

A KW3640BLK-L
Black | Linen



opposite page

D LINDEN TABLE LAMP
KELLY WEARSTLER

KW3032
H: 34.25" | W: 23" | Base: 9" Round
Socket: E26 Dimmer | Bulb: 100 A
Shade: 12" x 23" x 14.5"
Additional Options:
Black | Linen (BLK-L)

E LINDEN MEDIUM LAMP
KELLY WEARSTLER

KW3031
H: 26.5" | W: 17" | Base: 6.5" Round
Socket: E26 Dimmer | Bulb: 75 A
Shade: 13" x 17" x 12"

* Handmade Ceramics May Have Minor Variations

B KW3680WWT-L
Matte White | Linen



B KW3680MBK-L
Matte Black | Linen



C KW3046WLC-L
Satin White | Linen



C KW3046BLK-L
Black | Linen



D KW3032PW-L
Matte White | Linen



E KW3031PW-L
Plaster White | Linen



E KW3031BLK-L
Black | Linen



A CHA8693WHT-PL
Matte White | Percalé



A CHA8693CBZ-PL
Crystal Bronze | Percalé



A CHA8693SHG-PL
Shellish Gray | Percalé



opposite page

A STACKED DISK TABLE LAMP
E. F. CHAPMAN

CHA8693
H: 29" | W: 19.5" | Base: 10.75" Round
Socket: E26 Dimmer | Bulb: 100 A
Shade: 19.5" x 19.5" x 11.5"
©EFC DESIGNS

B CHA8668ICO-PL
Iced Coconut | Percalé



B CHA8668SHK-PL
Shellish Kiwi | Percalé



B CHA8668OSB-PL
Oslo Blue | Percalé



C CHA8670ICO-PL
Iced Coconut | Percalé



C CHA8670SHK-PL
Shellish Kiwi | Percalé



C CHA8670OSB-PL
Oslo Blue | Percalé





B **PARISIENNE SMALL TABLE LAMP**
E. F. CHAPMAN

CHA8668
H: 28.75" | W: 17" | Base: 8.75" Square
Socket: E26 Dimmer | Bulb: 150 A
Shade: 15" x 17" x 10"
Additional Options:
Denim | Percalé (DM-PL)
©EFC DESIGNS

C **PARISIENNE MEDIUM TABLE LAMP**
E. F. CHAPMAN

CHA8670
H: 35" | W: 20" | Base: 8" Square
Socket: E26 Dimmer | Bulb: 150 A
Shade: 17" x 20" x 13"
Additional Options:
Denim | Percalé (DM-PL)
©EFC DESIGNS

* Handmade Ceramics May Have Minor Variations



A | **CHA8666DM-NP**
Denim | Natural Paper



A | **WELLER ZIG-ZAG TABLE LAMP**
E. F. CHAPMAN

CHA8666
H: 26.5" | W: 19" | Base: 8" Round
Socket: E26 Dimmer | Bulb: 150 A
Shade: 15.5" x 19" x 10.5"
©EFC DESIGNS

B | **ORSON BALUSTRATE FORM TABLE**
E. F. CHAPMAN

CHA8655
H: 32.5" | W: 17" | Base: 6" Round
Socket: E26 Dimmer | Bulb: 150 A
Shade: 16" x 17" x 12"
©EFC DESIGNS

C | **DIANTHUS LARGE TABLE LAMP**
E. F. CHAPMAN

CHA8697
H: 31" | W: 20" | Base: 6.5" Round
Socket: E26 Dimmer | Bulb: 150 A
Shade: 19" x 20" x 12.5"
Additional Options:
Flowing Blue | Natural Percale (FLB-PL)
Ivory | Natural Percale (IVO-PL)
©EFC DESIGNS

* Handmade Ceramics May Have Minor Variations

C | **CHA8697DSR-PL**
Desert Rain | Natural Percale



A CHA8694IVO/BG-PL
Ivory | Burnt Gold | Natural Percale



A KANG JUG LARGE TABLE LAMP
E. F. CHAPMAN

CHA8694
H: 29" | W: 17" | Base: 5.75" Square
Socket: E26 Dimmer | Bulb: 100 A
Shade: 15" x 17" x 12" Square
©EFC DESIGNS

A CHA8694IVO/BG-PL
Ivory | Burnt Gold | Natural Percale



A CHA8694ACO/BG-PL
Autumn Copper | Burnt Gold | Natural Percale



A CHA8694OSG/BG-PL
Oslo Green | Burnt Gold | Natural Percale



A CHA8694MBB/BG-PL
Mixed Blue Brown | Burnt Gold | Natural Percale



B FINLEY LARGE BALUSTRADE TABLE LAMP
E. F. CHAPMAN

CHA8654
H: 32" | W: 17" | Base: 6.75" Square
Socket: E26 Dimmer | Bulb: 100 A
Shade: 15.5" x 17" x 13" Square
©EFC DESIGNS

B CHA8654IVO-L
Ivory | Linen



B CHA8654SHG-L
Shellish Gray | Linen



B CHA8654OSG-L
Oslo Green | Linen



B CHA8654MBB-L
Mixed Blue Brown | Linen



* Handmade Ceramics May Have Minor Variations

A | **CHA8627IC-NP**
Crackle | Natural Paper



B | **CHA8642TS-NP**
Tea Stain | Natural Paper



C | **CHA8608TS-NP**
Tea Stain | Natural Paper



C | **CHA8608TS-NP**
Tea Stain | Natural Paper



C | **CHA8608CC-NP**
Celadon Crackle | Natural Paper



opposite page

A | **FANG GOURD TABLE LAMP**
E. F. CHAPMAN

CHA8627
H: 27" | W: 18" | Base: 6.25" Square
Socket: E26 Dimmer | Bulb: 150 A
Shade: 14" x 18" x 11" Rec.
©EFC DESIGNS

B | **ARC POT FORM TABLE LAMP**
E. F. CHAPMAN

H: 29.25" | W: 19" | Base: 6.5" Round
Socket: E26 Dimmer | Bulb: 150 A
Shade: 15" x 19" x 12"
©EFC DESIGNS

C | **DEAUVILLE TABLE LAMP**
E. F. CHAPMAN

CHA8608
H: 30.25" | W: 18" | Base: 7" Round
Socket: E26 Dimmer | Bulb: 150 A
Shade: 16" x 18" x 12"
©EFC DESIGNS

D | **GOURD FORM SMALL TABLE LAMP**
E. F. CHAPMAN

CHA8613
H: 26" | W: 16" | Base: 6" Square
Socket: E26 Dimmer | Bulb: 100 A
Shade: 12" x 16" x 11"
©EFC DESIGNS

E | **GOURD FORM LARGE TABLE LAMP**
E. F. CHAPMAN

CHA8615
H: 34.5" | W: 20" | Base: 7.5" Square
Socket: E26 Dimmer | Bulb: 150 A
Shade: 15" x 20" x 14"
©EFC DESIGNS

* Handmade Ceramics May Have Minor Variations

D | **CHA8613TS-NP**
Tea Stain | Natural Paper



E | **CHA8615TS-NP**
Tea Stain | Natural Paper



D | **CHA8613CC-NP**
Celadon Crackle | Natural Paper



E | **CHA8615CC-NP**
Celadon Crackle | Natural Paper



A JN3605IVO-L
Ivory | Linen



A JN3605PLB-L
Pale Blue | Linen



A JN3605MBB-L
Mixed Blue Brown | Linen



A ANTOINE LARGE TABLE LAMP
JULIE NEILL

JN3605
H: 30" | W: 16" | Base: 6" Square
Socket: E26 Dimmer | Bulb: 100 A
Shade: 16" x 16" x 10"

B YUE DOUBLE GOURD TABLE LAMP
E. F. CHAPMAN

CHA8663
H: 31.25" | W: 22" | Base: 7" Round
Socket: E26 Dimmer | Bulb: 100 A
Shade: 9" x 22" x 13"
©EFC DESIGNS

C CHA8661ICO-NP
Coconut | Natural Paper



B CHA8663ICO-NP
Coconut | Natural Paper



B CHA8663ICB-NP
Ice Blue | Natural Paper



B CHA8663DM-NP
Denim | Natural Paper



C CHA8661ICB-NP
Ice Blue | Natural Paper



opposite page

C LAMBAY TABLE LAMP
E. F. CHAPMAN

CHA8661
H: 32" | W: 22" | Base: 7" Round
Socket: E26 Dimmer | Bulb: 100 A
Shade: 9" x 22" x 13"
©EFC DESIGNS

* Handmade Ceramics May Have Minor Variations

C CHA8661DM-NP
Denim | Natural Paper



A **AH3082TS-NP**
Tea Stain | Natural Paper

A **AH3082MB-NP**
Midnight Blue | Natural Paper



A **SAWYER TABLE LAMP**
ALEXA HAMPTON

AH3082
H: 25" | W: 13.75" | Base: 7" Round
Socket: E26 Dimmer | Bulb: 100 A
Shade: 7.75" x 13.75" x 9.25"

B **ANITA TABLE LAMP**
ALEXA HAMPTON

AH3063
H: 28.5" | W: 18" | Base: 4.75" x 7" Rec.
Socket: E26 Dimmer | Bulb: 150 A
Shade: 14" x 18" x 11" Rec.

C **AH3127WHT-PL**
Gloss White | Percalé



B **AH3063TS-NP**
Tea Stain | Natural Paper

B **AH3063MB-NP**
Midnight Blue | Natural Paper



C **PENELOPE TABLE LAMP**
ALEXA HAMPTON

AH3127
H: 30" | W: 17" | Base: 6" Round
Socket: 2 - E26 Pull Chain | Bulb: 2 - 60 A
Shade: 9" x 17" x 12.75"


C **AH3127DM-PL**
Denim | Percalé



* Handmade Ceramics May Have Minor Variations

C **AH3127GRN-PL**
Green | Percalé





A TOB3657WTC-L
White Crackle | Linen

A TOB3657PBC-L
Polar Blue Crackle | Linen


A TOB3657DM-L
Denim | Linen

A LUISA LARGE TABLE LAMP
THOMAS O'BRIEN

TOB3657
H: 31.25" | W: 16" | Base: 6.75" Round
Socket: 2 - E26 Pull Chain | Bulb: 2 - 60 A
Shade: 14" x 16" x 13"
Additional Options:
Emerald Green | Linen (EMG-L)

B ELENA LARGE TABLE LAMP
THOMAS O'BRIEN

TOB3655
H: 32" | W: 16" | Base: 6.75" Round
Socket: 2 - E26 Pull Chain | Bulb: 2 - 60 A
Shade: 14" x 16" x 13"
Additional Options:
Denim | Linen (DM-L)



B TOB3655WTC-L
White Crackle | Linen

B TOB3655PBC-L
Polar Blue Crackle | Linen

B TOB3655EMG-L
Emerald Green | Linen

opposite page
C TAMASO SMALL TABLE LAMP
THOMAS O'BRIEN

TOB3710
H: 31" - 34.75" | W: 14.5" | Base: 7.5" Square
Socket: 2 - E26 Pull Chain | Bulb: 2 - 60 A
Shade: 13" x 14.5" x 14.5"
Additional Options:
Black Crackle | Natural Paper (BLK-NP)

D MIMI TABLE LAMP
THOMAS O'BRIEN

TOB3804
H: 27.5" | W: 16.5" | Base: 7" x 10" Rec.
Socket: 2 - E26 Pull Chain | Bulb: 2 - 60 A
Shade: 12" x 16.5" x 12.75" Round
Additional Options:
Black | Natural Paper (BLK-NP)
Light Honey | Natural Paper (LH-NP)

* Handmade Ceramics May Have Minor Variations

C TOB3710TS-NP
Tea Stain | Natural Paper



D TOB3804TS-NP
Tea Stain | Natural Paper

D TOB3804OSB-NP
Oslo Blue | Natural Paper



A NEWCOMB MEDIUM TABLE LAMP
CHRISTOPHER SPITZMILLER

CS3622
H: 30" | W: 18.25" | Base: 5.5" Round
Socket: E26 Dimmer | Bulb: 100 A
Shade: 16" x 18.25" x 12"
Additional Options:
Matte Bronze | Percale (MBZ-PL)

B NOTA MEDIUM TABLE LAMP
CHRISTOPHER SPITZMILLER

CS3626
H: 29.25" | W: 16" | Base: 5.5" Round
Socket: E26 Dimmer | Bulb: 100 A
Shade: 8" x 16" x 12"
Additional Options:
Aqua Crackle | Percale (AQC-PL)
Cinnabar | Percale (CIN-PL)
Lime | Percale (LME-PL)
Mixed Blue Brown | Percale (MBB-PL)
Matte Sky Blue | Percale (MSB-PL)

C NOTA LARGE TABLE LAMP
CHRISTOPHER SPITZMILLER

CS3627
H: 34.5" | W: 20" | Base: 6.75" Round
Socket: E26 Dimmer | Bulb: 100 A
Shade: 10" x 20" x 14"
Additional Options:
Aqua Crackle | Percale (AQC-PL)
Cinnabar | Percale (CIN-PL)
Dark Honey | Percale (DKH-PL)
Ivory | Percale (IVO-PL)



A CS3622MBB-PL
Mixed Blue Brown | Percale

A CS3622IVO-PL
Ivory | Percale

A CS3622DKH-PL
Dark Honey | Percale

A CS3622AQC-PL
Aqua Crackle | Percale

A CS3622MBB-PL
Mixed Blue Brown | Percale



B CS3626IVO-PL
Ivory | Percale

B CS3626DKH-PL
Dark Honey | Percale

C CS3627MSB-PL
Matte Sky Blue | Percale

C CS3627MBB-PL
Mixed Blue Brown | Percale



* Handmade Ceramics May Have Minor Variations

A CS3611MSB-PL
Matte Sky Blue | Percalé



A COY MEDIUM TABLE LAMP
CHRISTOPHER SPITZMILLER

CS3611
H: 31.5" | W: 18.25" | Base: 6" Round
Socket: E26 Dimmer | Bulb: 100 A
Shade: 16" x 18.25" x 12"
Additional Options:
Cinnabar | Percalé (CIN-PL)

B COY LARGE TABLE LAMP
CHRISTOPHER SPITZMILLER

CS3612
H: 35.75" | W: 21" | Base: 7.5" Round
Socket: E26 Dimmer | Bulb: 100 A
Shade: 18.25" x 21" x 13.75"
Additional Options:
Cinnabar | Percalé (CIN-PL)

* Handmade Ceramics May Have Minor Variations

A CS3611IVO-PL
Ivory | Percalé



A CS3611AQC-PL
Aqua Crackle | Percalé



A CS3611LME-PL
Lime | Percalé



A CS3611MBZ-PL
Matte Bronze | Percalé



B CS3612IVO-PL
Ivory | Percalé



B CS3612AQC-PL
Aqua Crackle | Percalé





B CS3612LME-PL
Lime | Percalé



B CS3612MBZ-PL
Matte Bronze | Percalé






A ADDISON MEDIUM TABLE LAMP
CHRISTOPHER SPITZMILLER

CS3602
H: 29.25" | W: 16" | Base: 5.5" Round
Socket: E26 Dimmer | Bulb: 100 A
Shade: 8" x 16" x 12"

B ADDISON LARGE TABLE LAMP
CHRISTOPHER SPITZMILLER

CS3603
H: 34" | W: 20" | Base: 6.75" Round
Socket: E26 Dimmer | Bulb: 100 A
Shade: 10" x 20" x 14"
Additional Options:
Aqua Crackle | Percalé (AQC-PL)
Cinnabar | Percalé (CIN-PL)

* Handmade Ceramics May Have Minor Variations



C CHAMBERS MEDIUM TABLE LAMP
CHRISTOPHER SPITZMILLER

CS3606
H: 29.25" | W: 16" | Base: 5.5" Round
Socket: E26 Dimmer | Bulb: 100 A
Shade: 8" x 16" x 12"
Additional Options:
Aqua Crackle | Percalé (AQC-PL)
Matte Bronze | Percalé (MBZ-PL)

D SMITH MEDIUM TABLE LAMP
CHRISTOPHER SPITZMILLER

CS3631
H: 29.25" | W: 16" | Base: 6" Round
Socket: E26 Dimmer | Bulb: 100 A
Shade: 8" x 16" x 12"
Additional Options:
Aqua Crackle | Percalé (AQC-PL)
Cinnabar | Percalé (CIN-PL)
Mixed Blue Brown | Percalé (MBB-PL)

E CHAMBERS LARGE TABLE LAMP
CHRISTOPHER SPITZMILLER

CS3607
H: 34.5" | W: 20" | Base: 7.75" Round
Socket: E26 Dimmer | Bulb: 100 A
Shade: 10" x 20" x 14"
Additional Options:
Cinnabar | Percalé (CIN-PL)
Ivory | Percalé (IVO-PL)
Matte Bronze | Percalé (MBZ-PL)

F SMITH LARGE TABLE LAMP
CHRISTOPHER SPITZMILLER

CS3632
H: 33.75" | W: 20" | Base: 7.25" Round
Socket: E26 Dimmer | Bulb: 100 A
Shade: 10" x 20" x 14"
Additional Options:
Aqua Crackle | Percalé (AQC-PL)
Cinnabar | Percalé (CIN-PL)
Ivory | Percalé (IVO-PL)
Matte Bronze | Percalé (MBZ-PL)



A **VARNEY MEDIUM TABLE LAMP**
CHRISTOPHER SPITZMILLER

CS3642
H: 30" | W: 16" | Base: 8" Round
Socket: E26 Dimmer | Bulb: 100 A
Shade: 14" x 16" x 13"
Available Options:
Black Pearl | Linen (BKP-L)

B **WHITTAKER MEDIUM TABLE LAMP**
CHRISTOPHER SPITZMILLER

CS3646
H: 30" | W: 16" | Base: 8" Round
Socket: E26 Dimmer | Bulb: 100 A
Shade: 14" x 16" x 13"



C **RALPHAELI LARGE HANDLED TABLE LAMP**
CHRISTOPHER SPITZMILLER



CS3638
H: 35.5" | W: 20" | Base: 6" Round
Socket: E26 Dimmer | Bulb: 100 A
Shade: 18" x 20.5" x 14.5"

D **BUATTA LARGE TABLE LAMP**
CHRISTOPHER SPITZMILLER

CS3652
H: 32.5" | W: 19.25" | Base: 8" Round
Socket: E26 Dimmer | Bulb: 100 A
Shade: 15.5" x 19.25" x 13"

* Handmade Ceramics May Have Minor Variations





A **KS3618NBQ/NWT-L**
Natural Bisque | New White | Linen

A **KS3618NBQ/BKP-L**
Natural Bisque | Black Pearl | Linen

A **KS3618NWT/CB-L**
New White | Cobalt | Linen

A **PARKWOOD MEDIUM TABLE LAMP**
KATE SPADE NEW YORK

KS3618
H: 23.75" | W: 15" | Base: 3" x 6.5" Oval
Socket: E26 Keyless | Bulb: 60 A
Shade: 15" x 15" x 11.25" Oval

B **PARKWOOD LARGE TABLE LAMP**
KATE SPADE NEW YORK

KS3619
H: 30.5" | W: 15.75" | Base: 4.5" Round
Socket: E26 Keyless | Bulb: 100 A
Shade: 15.75" x 15.75" x 12"
* Line Switch

opposite page

C **CORBIN ACCENT LAMP**
kate spade new york

KS3101
H: 21" | W: 10.75" | Base: 5" Square
Socket: E26 Keyless | Bulb: 60 A
Shade: 6.25" x 10.75" x 12.25"
Additional Options:
Blush | Linen (BLS-L)
Maraschino | Linen (MSH-L)
* Line Switch

* Handmade Ceramics May Have Minor Variations

A **KS3618NWT/CB-L**
New White | Cobalt | Linen



C **KS3101STU-L**
Sandy Turquoise | Linen

C **KS3101BKP-L**
Black Pearl | Linen

A **KS3630MWT-L**
Matte White | Linen



A **KS3630EGC-L**
Emerald Crackle | Linen



A **KS3630PBC-L**
Polar Blue Crackle | Linen



opposite page

A **CARMILLA MEDIUM TABLE LAMP**
KATE SPADE NEW YORK

KS3630
H: 27.75" | W: 14.5" | Base: 4.25" Square
Socket: E26 Keyless | Bulb: 100 A
Shade: 14.5" x 14.5" x 11.5"

B **KS3634CMH-L**
Cascading Mocha | Linen



B **KS3634PMT-L**
Pale Mint | Linen



B **KS3634BKP-L**
Black Pearl | Linen



C **KS3632SHG-L**
Shellish Gray | Linen



C **KS3632EGC-L**
Emerald Crackle | Linen



C **KS3632YLC-L**
Yellow Crackle | Linen



B **MINOLA MEDIUM TABLE LAMP**
KATE SPADE NEW YORK

KS3634
H: 25.25" | W: 15.5" | Base: 6" Round
Socket: E26 Keyless | Bulb: 100 A
Shade: 15.5" x 15.5" x 9"

C **GIRY LARGE PEAKED TABLE LAMP**
KATE SPADE NEW YORK

KS3632
H: 31.75" | W: 16" | Base: 4.75" Round
Socket: E26 Keyless | Bulb: 100 A
Shade: 16" x 16" x 11.5"

* Handmade Ceramics May Have Minor Variations

A **KS3616NWT-L**
New White | Cream Linen



A **KS3616DVG-L**
Dove Grey | Cream Linen



A **KS3616BLS-L**
Blush | Cream Linen



A **KS3616STU-L**
Sandy Turquoise | Cream Linen



A **KS3616MTB-L**
Metallic Black | Cream Linen



A **ALBIE SMALL DESK LAMP**
KATE SPADE NEW YORK

KS3616
H: 25.25" | W: 13.75" | Base: 4" Round
Socket: E26 In-Line Switch | Bulb: 60 A
Shade: 13.75" x 13.75" x 12.25"

B **KS3617NWT-L**
New White | Linen



B **KS3617DVG-L**
Dove Grey | Linen



B **KS3617BLS-L**
Blush | Linen



B **KS3617STU-L**
Sandy Turquoise | Linen



B **KS3617MTB-L**
Metallic Black | Linen



B **SAXON LARGE TABLE LAMP**
kate spade new york

KS3617
H: 37.75" | W: 20.5" | Base: 4.25" Round
Socket: E26 Keyless | Bulb: 100 A
Shade: 20.5" x 20.5" x 14.5"
* Line Switch

* Handmade Ceramics May Have Minor Variations

A **KS3014CRE-L**
Cream Glass | Linen



A **KS3014CRE-BL**
Cream Glass | Black Linen



A **KS3014BLS-L**
Blush Painted Glass | Linen



opposite page

A **ELSIE MEDIUM TABLE LAMP**
kate spade new york

KS3014
H: 25.5" | W: 16" | Base: 5" Square
Socket: E26 Keyless | Bulb: 100 A
Shade: 16" x 16" x 12"
Available Options:
Lilac | Linen (LLC-L)
Yellow | Linen (YL-L)
* Line Switch

B **BEEKMAN SMALL TABLE LAMP**
kate spade new york

KS3043
H: 27.5" | W: 16" | Base: 8" Square
Socket: E26 Keyless | Bulb: 75 A
Shade: 16" x 16" x 12"
* Line Switch

C **BEEKMAN TABLE LAMP**
kate spade new york

KS3044
H: 37" | W: 12" | Base: 6" Square
Socket: E26 Keyless | Bulb: 75 A
Shade: 12" x 12" x 16"
* Line Switch

B **KS3043MSH-PK**
Maraschino Glass | Pink Linen



B **KS3043GRY-L**
Grey Glass | Linen



B **KS3043GRN-L**
Green Glass | Linen



C **KS3044BLS-L**
Blush Glass | Linen



C **KS3044MSH-PK**
Maraschino Glass | Pink Linen



C **KS3044GRY-L**
Grey Glass | Linen



C **KS3044GRN-L**
Green Glass | Linen



A **KS3120MIR/PN-L/PN**
Mirror | Polished Nickel | Cream Linen



A **KS3120MIR/SB-L/SB**
Mirror | Soft Brass | Cream Linen



A **BRADFORD LARGE TABLE LAMP**
KATE SPADE NEW YORK

KS3120
H: 29.25" | W: 19" | Base: 3.5" x 12.75" Rec.
Socket: E26 In-Line Switch | Bulb: 100 A
Shade: 19" x 19" x 13.25" Oval

B **KS3945CG/CRE-L**
Crystal | Cream Accents | Cream Linen



C **ELLERY GROS-GRAIN BOW TABLE LAMP**
kate spade new york

KS3111
H: 22.75" | W: 8" | Base: 5" Square
Socket: E26 Keyless | Bulb: 60 A
Shade: 7" x 8" x 8.5" Square
* Line Switch

C **KS3111PN-L**
Polished Nickel | Mirror | Linen



C **KS3111SB-L**
Soft Brass | Mirror | Linen



C **KS3111SB-BL**
Soft Brass | Mirror | Black Linen



D **DICKINSON BUFFET TABLE LAMP**
kate spade new york

KS3005
H: 30" | W: 10.25" | Base: 5" Square
Socket: 7 - E12 Candelabra | Bulb: 7 - 40 G
* Line Switch

E **RIGA BUFFET LAMP**
AERIN

ARN3005
H: 33" | W: 10" | Base: 7.5" Round
Socket: E26 Dimmer | Bulb: 75 A
Shade: 9.25" x 10" x 8.5"

A **KS3120CRE/SB-L/SB**
Cream | Soft Brass | Cream Linen



A **KS3120BLK/SB-L/SB**
Black | Soft Brass | Cream Linen



B **KS3945CG/BLK-L**
Crystal | Black and Cream Accents | Cream Linen




D **KS3005PN/WM-CG**
Polished Nickel | White Marble | Clear Glass | Pearls



D **KS3005SB/WM-CG**
Soft Brass | White Marble | Clear Glass | Pearls



E **ARN3005CG/PN-L**
Crystal | Polished Nickel | Linen



E **ARN3005CG/HAB-L**
Crystal | Hand-Rubbed Antique Brass | Linen



B **GRAYSON STACKED TABLE LAMP**
KATE SPADE NEW YORK

KS3945
H: 27.75" | W: 15.5" | Base: 6" Square
Socket: E26 Keyless | Bulb: 100 A
Shade: 15.5" x 15.5" x 12.25"

A

BBL3006WG-S
White Glass | Silk



A

MOON GLOW TABLE LAMP
BARBARA BARRY

BBL3006
H: 28.5" | W: 17" | Base: 6.5" Round
Socket: E26 Dimmer | Bulb: 150 A
Shade: 16" x 17" x 14"
* Inside Light 40 A On-Off

B

LINEHAM TABLE LAMP
AERIN

ARN3024
H: 29.5" | W: 18" | Base: 4.5" Round
Socket: 2 - E26 Keyless | Bulb: 2 - 60 A
Shade: 18" x 18" x 12.5"
* Built-In Dimmer

B

ARN3024CG/PN-L
Crystal | Polished Nickel | Linen

B

ARN3024CG/HAB-L
Crystal | Brass | Linen

B

ARN3024ALB-L
Alabaster | Linen



A

BBL3006WG-S
White Glass | Silk



C

BROOKS TABLE LAMP
J. RANDALL POWERS

SP3015
H: 30" | W: 23" | Base: 8.75" Round
Socket: E26 Hi-Lo | Bulb: 100 A
Shade: 5" x 23" x 14"
* French Wired

C

SP3015PN/CG-NP
Crystal | Polished Nickel | Natural Paper

C

SP3015GI/CG-NP
Crystal | Gilded Iron | Natural Paper

C

SP3015AI/CG-NP
Crystal | Aged Iron | Natural Paper



A **JN3703GMG-L**
Gold Murano Glass | Linen



A **SAZERAC LARGE TABLE LAMP**
JULIE NEILL

JN3703
H: 29.25" | W: 17" | Base: 5.5" Square
Socket: E26 Dimmer | Bulb: 100 A
Shade: 16" x 17" x 10.5"

B **TREVISO LARGE TABLE LAMP**
JULIE NEILL

JN3701
H: 29.75" | W: 19" | Base: 5.5" Square
Socket: E26 Dimmer | Bulb: 100 A
Shade: 17" x 19" x 10"

C **OPEN BOTTOM GOURD TABLE LAMP**
E. F. CHAPMAN

SL3811
H: 30" | W: 19" | Base: 6" Round
Socket: E26 Hi-Lo | Bulb: 150 A
Shade: 15" x 19" x 12"
Additional Options:
Clear Glass | Natural Paper (CG-NP)
©EFC DESIGNS

B **JN3701CG-L**
Clear Glass | Linen



B **JN3701WHT-L**
White



D **SL3845MG-NP**
Antique Mercury Glass | Natural Paper



A **JN3703WG-L**
White Glass | Linen



D **BULL NOSE CYLINDER TABLE LAMP**
E. F. CHAPMAN

SL3845
H: 32" | W: 19" | Base: 9.5" Round
Socket: E26 Dimmer | Bulb: 150 A
Shade: 14" x 19" x 13"
©EFC DESIGNS

E **FIONA SMALL TABLE LAMP**
THOMAS O'BRIEN

TOB3129
H: 29.5" | W: 11" | Base: 4.5" Square
Socket: E26 Dimmer | Bulb: 150 A
Shade: 11" x 11" x 12.75"
Additional Options:
Mercury Glass | Natural Paper (MG-NP)

F **FIONA LARGE TABLE LAMP**
THOMAS O'BRIEN

TOB3029
H: 44.25" | W: 15" | Base: 5.75" Square
Socket: E26 Dimmer | Bulb: 150 A
Shade: 15" x 15" x 18.75"
Additional Options:
White Glass | Natural Paper (WG-NP)

C **SL3811MG-NP**
Mercury Glass | Natural Paper



C **SL3811WG-NP**
White Glass | Natural Paper



E **TOB3129WG-NP**
White Glass | Natural Paper



F **TOB3029MG-NP**
Mercury Glass | Natural Paper



A **KS3105ALB-L**
Alabaster | Linen



B **ARN3000BSL-L**
Burnished Silver Leaf | Linen



B **ARN3000CG-L**
Clear Glass | Linen



C **TOB3023CG-NP**
Crystal | Natural Paper



C **TOB3023ALB-NP**
Alabaster | Natural Paper



opposite page

A **ORCHARD MINI ACCENT LAMP**
kate spade new york

KS3105
H: 16" | W: 8" | Base: 3" Round
Socket: E12 Candelabra | Bulb: 60 B
Shade: 8" x 8" x 8"

B **MORTON TABLE LAMP**
AERIN

ARN3000
H: 24.5" | W: 16.5" | Base: 4.5" Round
Socket: E26 Dimmer | Bulb: 100 A
Shade: 10" x 16.5" x 12"
Additional Options:
Gild | Linen (G-L)

C **TERRI LARGE ROUND TABLE LAMP**
THOMAS O'BRIEN

TOB3023
H: 15" | W: 8" | Base: 3" Round
Socket: E26 Hi-Lo | Bulb: 75 A
Shade: 5" x 8" x 8"
* French Wired
* Cannot be Placed in Direct Sunlight

D **TERRI SMALL ROUND ACCENT LAMP**
THOMAS O'BRIEN

TOB3051
H: 10.25" | W: 5" | Base: 2.25" Round
Socket: E12 Candelabra | Bulb: 40 B
Shade: 3" x 5" x 5.5"
Additional Options:
Alabaster | Natural Paper (ALB-NP)
* French Wired/Hi-Lo Line Switch
* Cannot be Placed in Direct Sunlight

E **TERRI MEDIUM ROUND ACCENT LAMP**
THOMAS O'BRIEN

TOB3014
H: 12.5" | W: 6" | Base: 3" Round
Socket: E26 Hi-Lo | Bulb: 60 A
Shade: 4" x 6" x 6"
Additional Options:
Alabaster | Natural Paper (ALB-NP)
* French Wired
* Cannot be Placed in Direct Sunlight

F **TERRI CUBE ACCENT LAMP**
THOMAS O'BRIEN

TOB3020
H: 12.5" | W: 6" | Base: 4.5" Square
Socket: E26 Hi-Lo | Bulb: 60 A
Shade: 4" x 6" x 6"
* French Wired

D **TOB3051CG-NP**
Crystal | Natural Paper



F **TOB3020ALB-NP**
Alabaster | Natural Paper



E **TOB3014CG-NP**
Crystal | Natural Paper



F **TOB3020CG-NP**
Crystal | Natural Paper



A **ARN3100CG-L**
Clear Glass | Linen



A **CANNES TABLE LAMP**
AERIN

ARN3100
H: 31" | W: 17" | Base: 8.25" Decorative
Socket: E26 Dimmer | Bulb: 150 A
Shade: 17" x 17" x 12.5"
* French Wired

B **QUATTRO TABLE LAMP**
E. F. CHAPMAN

CHA8974
H: 29" | W: 19" | Base: 4.5" x 11" Rec.
Socket: E26 Dimmer | Bulb: 150 A
Shade: 15" x 19" x 12"
* French Wired
©EFC DESIGNS

C **RING FORM SMALL TABLE LAMP**
E. F. CHAPMAN

CHA8969
H: 20" | W: 13.5" | Base: 4" x 5.5" Rec.
Socket: E26 Hi-Lo | Bulb: 75 A
Shade: 10.5" x 13.5" x 8.5" Rec.
* French Wired
©EFC DESIGNS

D **RING FORM LARGE TABLE LAMP**
E. F. CHAPMAN

CHA8970
H: 26" | W: 18" | Base: 4.5" x 7.5" Rec.
Socket: E26 Dimmer | Bulb: 100 A
Shade: 14" x 18" x 11" Rec.
* French Wired
©EFC DESIGNS

B **CHA8974ALB-NP**
Alabaster | Natural Paper



opposite page

E **VERSA LARGE TABLE LAMP**
JULIE NEILL

JN3903
H: 29" | W: 18" | Base: 5" Square
Socket: E26 Dimmer | Bulb: 100 A
Shade: 15" x 18" x 12.5"
* Alabaster is a Natural Stone
* Variations in Color and Texture are Expected

F **DANI MEDIUM TABLE LAMP**
THOMAS O'BRIEN

TOB3980
H: 27.5" | W: 16" | Base: 5" x 7.25" Rec.
Socket: E26 Dimmer | Bulb: 100 A
Shade: 14.25" x 15.75" x 10.25" Oval

C **CHA8969CG-NP**
Crystal | Natural Paper



C **CHA8969ALB-NP**
Alabaster | Natural Paper



D **CHA8970CG-NP**
Crystal | Natural Paper



D **CHA8970ALB-NP**
Alabaster | Natural Paper



E **JN3903ALB-L**
Alabaster | Linen



F **TOB3980ALB-L**
Alabaster | Linen



F **TOB3980ALB/BM-L**
Alabaster | Black Marble | Linen



A TOB3916PN/CG-PL
Polished Nickel | Crystal | Natural Percalé



A TOB3916HAB/CG-PL
Brass | Crystal | Natural Percalé



A MOREAU MEDIUM TABLE LAMP
THOMAS O'BRIEN

TOB3916
H: 26" | W: 9.25" | Base: 7.25" Square
Socket: E26 Pull Chain | Bulb: 60 A
Shade: 8.25" x 9.25" x 11.5" Square

B MOREAU LARGE TABLE LAMP
THOMAS O'BRIEN

TOB3917
H: 31.25" | W: 13" | Base: 7.25" Square
Socket: E26 Pull Chain | Bulb: 100 A
Shade: 12" x 13" x 15" Square

C S3945CG/PN
Crystal | Polished Nickel



D S3940CG/PN-L
Crystal | Polished Nickel | Linen



C S3945CG/HAB
Crystal | Brass

B TOB3917PN/CG-PL
Polished Nickel | Crystal | Natural Percalé



B TOB3917HAB/CG-PL
Brass | Crystal | Natural Percalé



C AMBAR SMALL TABLE LIGHT
IAN K. FOWLER

S3945
H: 11" | W: 11" | Base: 4" x 11" Rec.
Socket: E26 Hi-Lo | Bulb: 40 T

D FARO LARGE TABLE LAMP
IAN K. FOWLER

S3940
H: 30" | W: 18" | Base: 4.25" Square
Socket: E26 Dimmer | Bulb: 100 A
Shade: 18" x 18" x 10"



A TOB3031CG-C
Crystal | Polished Silver | Cotton



B TOB3030CG-C
Crystal | Polished Silver | Cotton



A CRYSTAL BLOCK TABLE LAMP
THOMAS O'BRIEN

TOB3031
H: 18" - 19.5" | W: 11.5" | Base: 4" x 6" Rec.
Socket: 2 - E26 Pull Chain | Bulb: 2 - 40 B
Shade: 11.5" x 11.5" x 8"

B CRYSTAL BLOCK LARGE TABLE LAMP
THOMAS O'BRIEN

TOB3030
H: 24" - 26" | W: 16.75" | Base: 6" x 9" Rec.
Socket: 2 - E26 Pull Chain | Bulb: 2 - 60 A
Shade: 15" x 16.75" x 10.5" Oval

C HENRI LARGE FRAMED TABLE LAMP
SUZANNE KASLER

SK3035
H: 29" | W: 16" | Base: 6.5" x 5.25" Rec.
Socket: E26 Dimmer | Bulb: 100 A
Shade: 13" x 16" x 9.5"

D CRYSTAL PANEL TABLE LAMP
E. F. CHAPMAN

CHA8983
H: 29.5" | W: 16" | Base: 4.75" x 9.75" Rec.
Socket: E26 Dimmer | Bulb: 150 A
Shade: 15" x 16" x 12" Rec.
Additional Options:
Sheffield Nickel | Natural Paper (SN-NP)
* French Wired
©EFC DESIGNS

opposite page

E WRIGHT TABLE LAMP
STUDIO VC

S3701
H: 33" | W: 17" | Base: 4.5" x 7.5" Rec.
Socket: E26 Hi-Lo | Bulb: 150 A
Shade: 12.5" x 17" x 10" Rec.

C SK3035PN-L
Polished Nickel | Linen



C SK3035HAB-L
Hand-Rubbed Antique Brass | Linen



D CHA8983PN-NP
Crystal | Polished Nickel | Natural Paper



D CHA8983AB-NP
Crystal | Antique-Burnished Brass | Natural Paper



D CHA8983AB-NP
Crystal | Antique-Burnished Brass | Natural Paper



E S3701PN-NP
Polished Nickel | Glass | Natural Paper



E S3701GI-NP
Gilded Iron | Glass | Natural Paper



A | **MS3002Q-NP**
Quartz | Antique Gold Leaf | Natural Paper



B | **TOB3940PN-L**
Polished Nickel | Linen



B | **TOB3940BZ/HAB-L**
Bronze | Hand-Rubbed Antique Brass | Linen



C | **SP3005CG-NP**
Crystal | Polished Nickel | Natural Paper



C | **SP3005Q/BSL-NP**
Quartz | Burnished Silver Leaf | Natural Paper



C | **SP3005CG/GI-NP**
Crystal | Gilded Iron | Natural Paper



C | **SP3005Q-NP**
Quartz | Gilded Iron | Natural Paper



opposite page

A | **CRESCENT TABLE LAMP**
MICHAEL S SMITH

MS3002
H: 27" | W: 18" | Base: 3.25" x 9" Rec.
Socket: 2 - E26 Pull Chain | Bulb: 2 - 60 A
Shade: 15" x 18" x 11.75" Rec.
Additional Options:
Quartz | Antique Silver Leaf | Natural Paper (QS-NP)

B | **PORTO MEDIUM TABLE LAMP**
THOMAS O'BRIEN

TOB3940
H: 26.25" | W: 15" | Base: 6.75" x 8.5" Rec.
Socket: 2 - E26 Pull Chain | Bulb: 2 - 60 A
Shade: 15" x 15" x 9.5" Rec.

D | **TOB3195GI-NP**
Gilded Iron | Quartz | Natural Paper



E | **ARN3030HAB-L**
Hand-Rubbed Antique Brass | Quartz | Linen



C | **CAMERON TABLE LAMP**
J. RANDALL POWERS

SP3005
H: 28" | W: 17" | Base: 12" Cross
Socket: E26 Hi-Lo | Bulb: 150 A
Shade: 13" x 17" x 11"

D | **SILHOUETTE VASE ACCENT LAMP**
THOMAS O'BRIEN

TOB3195
H: 21.5" | W: 7.5" | Base: 3.5" x 5" Rec.
Socket: 2 - E12 Candelabra | Bulb: 2 - 40 B
Shade: 7" x 7.5" x 9"
Additional Options:
Burnished Silver Leaf | Quartz | Natural Paper (BSL-NP)
* Switch on Base

E | **TRIESTE LARGE TABLE LAMP**
AERIN

ARN3030
H: 29.25" | W: 17" | Base: 5.5" Square
Socket: E26 Dimmer | Bulb: 150 A
Shade: 13" x 17" x 13" Rec.
Additional Options:
Burnished Silver Leaf | Quartz | Linen (BSL-L)

A **CASTLE PEAK LARGE TABLE LAMP**
kate spade new york

KS3065
H: 38" | W: 16.5" | Base: 7" Square
Socket: E26 Keyless | Bulb: 100 A
Shade: 16.5" x 16.5" x 13.25"
* Line Switch
* French Wired

A **KS3065CG-L**
Crystal | Linen



A **KS3065CG-BL**
Crystal | Black Linen



B **KS3925CG-L**
Crystal | Linen



C **KS3064CG-L**
Crystal | Cream Linen



B **CASTLE PEAK BEDSIDE LAMP**
kate spade new york

KS3925
H: 21.5" | W: 11" | Base: 3.25" Round
Socket: E26 Keyless | Bulb: 75 A
Shade: 8.5" x 11" x 13.25"
* Line Switch

C **CASTLE PEAK NARROW TABLE LAMP**
KATE SPADE NEW YORK

KS3064
H: 34" | W: 14" | Base: 7" Square
Socket: E26 In-Line Switch | Bulb: 100 A
Shade: 14" x 14" x 11"
* French Wired

D **OCTAGONAL SPIRE MEDIUM TABLE LAMP**
E. F. CHAPMAN

CHA8950
H: 25" | W: 13.5" | Base: 3.5" Oct.
Socket: E26 Dimmer | Bulb: 150 A
Shade: 11" x 13.5" x 9"
* French Wired
* Cannot be Placed in Direct Sunlight
©EFC DESIGNS

E **OCTAGONAL SPIRE LARGE TABLE LAMP**
E. F. CHAPMAN

CHA8951
H: 31.5" | W: 17" | Base: 4.5" Oct.
Socket: E26 Dimmer | Bulb: 150 A
Shade: 13" x 17" x 10"
* French Wired
©EFC DESIGNS

F **LILA TABLE LAMP**
ALEXA HAMPTON

AH3050
H: 34" | W: 17.25" | Base: 7.25" X Shape
Socket: E26 Dimmer | Bulb: 100 A
Shade: 9" x 17.25" x 12.75"

D **CHA8950CG-NP**
Crystal | Natural Paper



F **AH3050CG/BSL-PL**
Crystal | Burnished Silver Leaf | Percale



E **CHA8951CG-NP**
Crystal | Natural Paper



F **AH3050CG/G-PL**
Crystal | Gild | Percale





A | **ARN3026CG/PN-L**
Crystal | Polished Nickel | Linen

A | **ARN3026CG/HAB-L**
Crystal | Brass | Linen

A | **ARN3026ALB-L**
Alabaster | Brass | Linen



B | **TOB3932PN/ALB-PL**
Polished Nickel | Alabaster | Percalé

B | **TOB3932HAB/ALB-PL**
Hand-Rubbed Antique Brass | Alabaster | Percalé

B | **TOB3932BZ/ALB-PL**
Bronze | Alabaster | Percalé

A | **OLSEN TABLE LAMP**
AERIN

ARN3026
H: 32.5" | W: 17" | Base: 5" Oct.
Socket: 2 - E26 Keyless | Bulb: 2 - 60 A
Shade: 16" x 17" x 12"
* Dimmer

B | **ROBINSON BUFFET LAMP**
THOMAS O'BRIEN

TOB3932
H: 36.75" | W: 10.5" | Base: 6" Round
Socket: E26 Keyless | Bulb: 75 A
Shade: 10.5" x 10.5" x 13.5"
* Line Switch

opposite page

C | **ADELINE LARGE QUATREFOIL TABLE LAMP**
SUZANNE KASLER

SK3906
H: 32" | W: 17" | Base: 5.5" Decorative
Socket: E26 Dimmer | Bulb: 100 A
Shade: 15" x 17" x 10.5"

D | **CHLOE TABLE LAMP**
SUZANNE KASLER

SK3900
H: 21.25" | W: 12" | Base: 4.5" Round
Socket: E26 Dimmer | Bulb: 100 A
Shade: 10" x 12" x 7.5"
* French Wired

E | **CHLOE TALL TABLE LAMP**
SUZANNE KASLER

SK3901
H: 29" | W: 17" | Base: 6" Round
Socket: E26 Dimmer | Bulb: 100 A
Shade: 13" x 17" x 10"
* French Wired

C | **SK3906ALB-L**
Alabaster | Linen



D | **SK3900CG-S**
Crystal | Silk

E | **SK3901CG-S**
Crystal | Silk



A **TOB3627HAB/CG-L**
Hand-Rubbed Antique Brass | Crystal | Linen



A **TOB3627BZ/ALB-L**
Bronze | Alabaster | Linen



C **TOB3240HAB/ALB-L**
Hand-Rubbed Antique Brass | Alabaster | Linen



opposite page

A **LEXINGTON MEDIUM TABLE LAMP**
THOMAS O'BRIEN

TOB3627
H: 31.75" | W: 9.25" | Base: 6" Square
Socket: E26 Pull Chain | Bulb: 60 A
Shade: 8.25" x 9.25" x 10.75" Square
Additional Options:
Bronze | Crystal | Linen (BZ/CG-L)
Polished Nickel | Crystal | Linen (PN/CG-L)

B **TOB3241PN/CG-L**
Polished Nickel | Crystal | Linen



B **TOB3241HAB/ALB-L**
Hand-Rubbed Antique Brass | Alabaster | Linen



B **TOB3241BZ/ALB-L**
Bronze | Alabaster | Linen



C **TOB3240PN/CG-L**
Polished Nickel | Crystal | Linen



C **TOB3240HAB/ALB-L**
Hand-Rubbed Antique Brass | Alabaster | Linen



C **TOB3240BZ/ALB-L**
Bronze | Alabaster | Linen



B **CASPER SMALL DESK LAMP**
THOMAS O'BRIEN

TOB3241
H: 13" | W: 18" | Base: 5.75" Oval
Socket: 2 - E26 On-Off | Bulb: 2 - 40 B
Shade: 18" x 18" x 8" Oval

C **CASPER MEDIUM TABLE LAMP**
THOMAS O'BRIEN

TOB3240
H: 27" | W: 18" | Base: 5.75" x 16.25" Oval
Socket: 2 - E26 On-Off | Bulb: 2 - 40 B
Shade: 18" x 18" x 9" Oval

A | **ARN3036ALB-L**
Alabaster | Linen



A | **YVETTE TABLE LAMP**
AERIN

ARN3036
H: 30.25" | W: 22" | Base: 7.25" Round
Socket: 2 - E26 Keyless | Bulb: 2 - 60 A
Shade: 21.5" x 22" x 12"
Additional Options:
Limestone | Linen (LIM-L)
* Built-In Dimmer

B | **LONDON COLUMN TABLE LAMP**
THOMAS O'BRIEN

TOB3011
H: 38.25" | W: 19.5" | Base: 7" Round
Socket: 2 - E26 Pull Chain | Bulb: 2 - 60 A
Shade: 17" x 18" x 13.5"

C | **BIAS COLUMN LARGE TABLE LAMP**
E. F. CHAPMAN

CHA8679
H: 31" | W: 20" | Base: 6.5" Square
Socket: E26 Dimmer | Bulb: 150 A
Shade: 19" x 20" x 12.5" Square

D | **RECTANGULAR STACKED TABLE LAMP**
E. F. CHAPMAN

CHA8960
H: 24" | W: 13.5" | Base: 5" x 6.5" Rec.
Socket: E26 Hi-Lo | Bulb: 100 A
Shade: 8.5" x 13.5" x 9" Rec.
©EFC DESIGNS

E | **ROUND CHUNKY STACKED TABLE LAMP**
E. F. CHAPMAN

CHA8945
H: 29.5" | W: 16" | Base: 5" Round
Socket: E26 Dimmer | Bulb: 150 A
Shade: 14" x 16" x 12"
©EFC DESIGNS

F | **SQUARE CHUNKY STACKED TABLE LAMP**
E. F. CHAPMAN

CHA8947
H: 31" | W: 16" | Base: 5" Square
Socket: E26 Dimmer | Bulb: 150 A
Shade: 14" x 16" x 12" Square
©EFC DESIGNS

B | **TOB3011ALB-L**
Alabaster | Linen



C | **CHA8679ALB-PL**
Alabaster | Natural Percale



D | **CHA8960ALB-NP**
Alabaster | Natural Paper



E | **CHA8945ALB-NP**
Alabaster | Natural Paper



F | **CHA8947ALB-NP**
Alabaster | Natural Paper



G | **TOB3095ALB-NP**
Alabaster | Natural Paper



G | **TINA TABLE LAMP**
THOMAS O'BRIEN

TOB3095
H: 34.5" | W: 13" | Base: 8" Triangle
Socket: 2 - E26 Pull Chain | Bulb: 2 - 60 A
Shade: 12" x 13" x 14"
* French Wired

H | **MICHELANGELO BUFFET LAMP**
THOMAS O'BRIEN

TOB3362
H: 31" | W: 13" | Base: 6.5" X 7.5" Rec.
Socket: 2 - E26 Pull Chain | Bulb: 2 - 60 A
Shade: 13" x 13" x 7.75"

H | **TOB3362ALB-NP**
Alabaster | Natural Paper



A | **ARN3004BRM-L**
Brown Marble | Linen



A | **ARN3004BM-L**
Black Marble | Linen



A | **ARN3004GRM-L**
Green Marble | Linen



B | **KW3109AB-ALB**
Antique-Burnished Brass | Alabaster



B | **KW3109BZ-ALB**
Bronze | Alabaster



C | **KW3010AB-ALB**
Antique-Burnished Brass | Alabaster



C | **KW3010BZ-ALB**
Bronze | Alabaster



opposite page

A | **CLIFF TABLE LAMP**
AERIN

ARN3004
H: 30" | W: 17" | Base: 5.5" Round
Socket: E26 Dimmer | Bulb: 150 A
Shade: 17" x 17" x 12.5"

D | **KW3920WM-AB**
White Marble | Antique-Burnished Brass



D | **KW3920BM-PN**
Black Marble | Polished Nickel



B | **MELANGE DESK LAMP**
KELLY WEARSTLER

KW3109
H: 18" | W: 12.25" | Base: 8.5" Round
Socket: E26 Keyless | Bulb: 12 LED - A
* Built-In Dimmer

C | **MELANGE TABLE LAMP**
KELLY WEARSTLER

KW3010
H: 23" | W: 16.25" | Base: 12" Round
Socket: E26 Keyless | Bulb: 14.5 LED A
* Built-In Dimmer

D | **AFFINITY MEDIUM DOME TABLE LAMP**
KELLY WEARSTLER

KW3920
H: 22" | W: 15" | Base: 5" Round
Socket: 3 - E12 | Bulb: 3 - 40 B

A **KW3047ALB-AB**
Alabaster | Antique-Burnished Brass



A **MINIMALIST MEDIUM TABLE LAMP**
KELLY WEARSTLER

KW3047
H: 25" | W: 20" | Base: 4.5" Round
Socket: 3 - E12 Candelabra | Bulb: 3- 25 B

A **KW3047BM-AB**
Black Marble | Antique-Burnished Brass



B **HALCYON ACCENT LAMP**
KELLY WEARSTLER

KW3012
H: 25" | W: 8" | Base: 2.75" Round
Socket: E26 On-Off | Bulb: 75 A
Shade: 5.5" x 8" x 12.25"
Additional Options:
Black Crema Marble | Linen (BM-L)
* French Wired

B **KW3012CG-L**
Crystal | Linen



B **KW3012Q-AB**
Quartz | Antique Brass



B **KW3012ALB-L**
Alabaster | Linen



B **KW3012BM-AB**
Black Marble | Brass



C **EVOKE LARGE TABLE LAMP**
KELLY WEARSTLER

KW3040
H: 30.25" | W: 18" | Base: 7.5" Square
Socket: E26 Dimmer | Bulb: 100 A
Shade: 13" x 18" x 12.25"

D **HALCYON CONSOLE LAMP**
KELLY WEARSTLER

KW3091
H: 18" | W: 6" | Base: 6" Square
Socket: E12 Candelabra | Bulb: 60 B
* Switch on Base

C **KW3040ALB-L**
Alabaster | Linen



D **KW3091Q-AB**
Natural Quartz | Brass | Brass



A LEIGH TABLE LAMP
SUZANNE KASLER

SK3902
H: 36.5" | W: 19" | Base: 6.5" Square
Socket: E26 Hi-Lo | Bulb: 100 A
Shade: 14" x 19" x 11"
* French Wired
* Cannot be Placed in Direct Sunlight

B JULIETTE TABLE LAMP
SUZANNE KASLER

SK3905
H: 30" | W: 16" | Base: 8" Square
Socket: 2 - E26 Pull Chain | Bulb: 2 - 60 A
Shade: 14.25" x 16" x 11"
* French Wired

A SK3902CG-S
Crystal | Gild | Silk



B SK3905CG-S
Crystal | Gild | Silk



C JN3011VW-L
Vintage White | Gild | Linen



E TOB3452BCO-L
Blonde Cerused Oak | Linen



D JN3010VWG-L
Vintage White | Gild | Linen



F AH3100ALB-NP
Alabaster | Natural Paper



C CAPRIVA LARGE TABLE LAMP
JULIE NEILL

JN3011
H: 29.75" | W: 15" | Base: 7" x 5" Rec.
Socket: E26 Dimmer | Bulb: 100 A
Shade: 14" x 15" x 10.5"
Additional Options:
Antique Gold Leaf | Linen (AGL-L)

D AMPHORA TABLE LAMP
JULIE NEILL

JN3010
H: 29.5" | W: 22" | Base: 7.5" Square
Socket: E26 Dimmer | Bulb: 100 A
Shade: 9" x 22" x 12.25"

E PIAF MEDIUM TABLE LAMP
THOMAS O'BRIEN

TOB3452
H: 22.75" | W: 18" | Base: 6.25" Square
Socket: E26 Keyless | Bulb: 60 A
Shade: 8" x 18" x 11.25"

F DESMOND TABLE LAMP
ALEXA HAMPTON

AH3100
H: 26" | W: 18" | Base: 7.5" Square
Socket: E26 Dimmer | Bulb: 150 A
Shade: 10" x 18" x 12"
Additional Options:
Garden Stone | Natural Paper (GS-NP)

G CHUNKY CLASSIC URN TABLE LAMP
E. F. CHAPMAN

CHA8359
H: 29" | W: 17" | Base: 7.25" Round
Socket: E26 Dimmer | Bulb: 150 A
Shade: 13" x 17" x 10"
©EFC DESIGNS

H CHUNKY URN LARGE TABLE LAMP
E. F. CHAPMAN

CHA8174
H: 37.5" | W: 21" | Base: 8.25" Square
Socket: E26 Dimmer | Bulb: 150 A
Shade: 19" x 21" x 14"
©EFC DESIGNS

G CHA8359WGL-NP
Weathered White Gold | Natural Paper



H CHA8174ALB-NP
Alabaster | Natural Paper



A **CHA8924ALB-NP**
Alabaster | Natural Paper



A **CHA8924CG-NP**
Crystal | Natural Paper



A **BALUSTRADE TABLE LAMP**
E. F. CHAPMAN

CHA8924
H: 27" | W: 17" | Base: 5.5" Square
Socket: E26 Hi-Lo | Bulb: 150 A
Shade: 13" x 17" x 10"
Additional Options:
Crystal | Silk Pleat (CG-SBP)
* French Wired
* Cannot be Placed in Direct Sunlight
©EFC DESIGNS

B **CONTEMPORARY BALUSTRADE TABLE LAMP**
E. F. CHAPMAN

CHA8646
H: 30" | W: 16" | Base: 5" Square
Socket: E26 Dimmer | Bulb: 150 A
Shade: 14" x 16" x 10.75"
* French Wired
* Cannot be Placed in Direct Sunlight
©EFC DESIGNS

C **CHA8651CG-NP**
Crystal | Natural Paper



D **CHA8710CG-NP**
Crystal | Natural Paper



C **GEOMETRIC TALL TABLE LAMP**
E. F. CHAPMAN

CHA8651
H: 31" | W: 17" | Base: 4.75" Square
Socket: E26 Dimmer | Bulb: 150 A
Shade: 13" x 17" x 10"
* French Wired
* Cannot be Placed in Direct Sunlight
©EFC DESIGNS

D **GUSTAVIAN BUFFET LAMP**
E. F. CHAPMAN

CHA8710
H: 34.25" | W: 14" | Base: 5" Square
Socket: E26 Dimmer | Bulb: 60 A
Shade: 7" x 14" x 8.5"
* French Wired
©EFC DESIGNS

B **CHA8646ALB-NP**
Alabaster | Natural Paper



B **CHA8646CG-NP**
Crystal | Natural Paper



E **CHA8917CG-NP**
Crystal | Natural Paper



E **MODERN BALUSTRADE TABLE LAMP**
E. F. CHAPMAN

CHA8917
H: 33" | W: 19" | Base: 7.5" Square
Socket: E26 Dimmer | Bulb: 150 A
Shade: 15" x 19" x 12"
* French Wired
* Cannot be Placed in Direct Sunlight
©EFC DESIGNS

F **SLENDER COLUMN TABLE LAMP**
E. F. CHAPMAN

CHA8926
H: 30" | W: 17" | Base: 6" Square
Socket: E26 Hi-Lo | Bulb: 150 A
Shade: 13" x 17" x 10"
* French Wired
©EFC DESIGNS

F **CHA8926CG-NP**
Crystal | Natural Paper





A | **CHA8906GI-NP**
Gilded Iron | Natural Paper

A | **CHA8906WHT-NP**
Matte White | Natural Paper



A | **CHA8906BZV-NP**
Bronze Verdigris | Natural Paper



opposite page

A | **FLUTED SPIRE LARGE TABLE LAMP**
E. F. CHAPMAN

CHA8906
H: 31.5" | W: 17" | Base: 4.25" Round
Socket: E26 Dimmer | Bulb: 150 A
Shade: 13" x 17" x 10"
Additional Options:
Aged Iron | Natural Paper (AI-NP)
©EFC DESIGNS

B | **STRIE TABLE LAMP**
E. F. CHAPMAN

CHA8707
H: 29.75" | W: 17" | Base: 5.25" x 8" Rec.
Socket: E26 Hi-Lo | Bulb: 100 A
Shade: 9" x 17" x 11"
©EFC DESIGNS

C | **STRIE BUFFET LAMP**
E. F. CHAPMAN

CHA8463
H: 31.5" | W: 10" | Base: 4" x 6" Rec.
Socket: E26 Keyless | Bulb: 60 B
Shade: 3.5" x 10" x 7" Square
* Hi-Lo Line Switch
©EFC DESIGNS

C | **CHA8463WHT-NP**
Matte White | Natural Paper



B | **CHA8707WHT-NP**
Matte White | Natural Paper



B | **CHA8707GI-NP**
Gilded Iron | Natural Paper



B | **CHA8707AI-NP**
Aged Iron | Natural Paper



C | **CHA8463G-NP**
Gild | Natural Paper



C | **CHA8463GI-NP**
Gilded Iron | Natural Paper



C | **CHA8463AI-NP**
Aged Iron | Natural Paper



A **TOB3152GI-NP**
Gilded Iron | Natural Paper



A **PARISH BUFFET LAMP**
THOMAS O'BRIEN
TOB3152
H: 31.5" | W: 11.5" | Base: 9.5" Tripod
Socket: 2 - E26 Pull Chain | Bulb: 2 - 40 B
Shade: 9" x 11.5" x 10"

B **S3400GI-NP**
Gilded Iron | Natural Paper



B **S3400AI-NP**
Aged Iron | Natural Paper



D **CRANSTON BUFFET LAMP**
STUDIO VC
S3407
H: 34.75" | W: 8.5" | Base: 7.5" x 4" Rec.
Socket: E26 Keyless Nordy | Bulb: 60 A
Shade: 7" x 8.5" x 7.25"
* Line Switch


D **S3407BSL-NP**
Burnished Silver Leaf | Natural Paper



D **S3407GI-NP**
Gilded Iron | Natural Paper



D **S3407AI-NP**
Aged Iron | Natural Paper



A **TOB3152AI-NP**
Aged Iron | Natural Paper



C **S3401GI-NP**
Gilded Iron | Natural Paper



C **S3401AI-NP**
Aged Iron | Natural Paper



E **ETOILE LARGE TABLE LAMP**
IAN K. FOWLER
S3320
H: 36.5" | W: 9.75" | Base: 9" Cross
Socket: E26 Dimmer | Bulb: 60 A
Shade: 8.25" x 9.75" x 13"

E **S3320PN-NP**
Polished Nickel | Natural Paper



E **S3320GI-NP**
Gilded Iron | Natural Paper



E **S3320AI-NP**
Aged Iron | Natural Paper



A BRISTOL TABLE LAMP
AERIN

ARN3022
H: 31" | W: 10" | Base: 6.5" Round
Socket: E26 Dimmer | Bulb: 60 A
Shade: 8" x 10" x 9"



A ARN3022BSL-L
Burnished Silver Leaf | Linen

A ARN3022G-L
Gild | Linen

A ARN3022AI-L
Aged Iron | Linen

B BEAUMONT MEDIUM BUFFET LAMP
AERIN

ARN3301
H: 30" | W: 10" | Base: 7" Round
Socket: E26 Dimmer | Bulb: 60 A
Shade: 9" x 10" x 8.5"
Additional Options:
White | Linen (WHT-L)



B ARN3301BSL-L
Burnished Silver Leaf | Linen

B ARN3301G-L
Gild | Linen

B ARN3301AI-L
Aged Iron | Linen

C ARN3144BSL-L
Burnished Silver Leaf | Linen



C ARN3144G-L
Gild | Linen



C ARN3144AI-L
Aged Iron | Linen



C DOVER BUFFET LAMP
AERIN

ARN3144
H: 31.25" | W: 10.25" | Base: 7" Round
Socket: E26 Dimmer | Bulb: 60 A
Shade: 8" x 10.25" x 9.25"

D ARN3002BSL-L
Burnished Silver Leaf | Linen



D ARN3002G-L
Gild | Linen




D ARN3002AI-L
Aged Iron | Linen



D DOVER TABLE LAMP
AERIN

ARN3002
H: 34.75" | W: 18" | Base: 7" Round
Socket: E26 Dimmer | Bulb: 150 A
Shade: 13" x 18" x 13"




A **JN3002PW-L**
Plaster White | Linen

A **JN3002BSL-L**
Burnished Silver Leaf | Linen

A **JN3002AGL-L**
Antique Gold Leaf | Linen

A **ALBERTO LARGE TABLE LAMP**
JULIE NEILL

JN3002
H: 32.25" | W: 17" | Base: 7.5" Round
Socket: E26 Dimmer | Bulb: 100 A
Shade: 14" x 17" x 10"



B **JN3003PW-L**
Plaster White | Linen

B **JN3003BSL-L**
Burnished Silver Leaf | Linen

B **JN3003AGL-L**
Antique Gold Leaf | Linen

B **ALBERTO LARGE TRIPLE TABLE LAMP**
JULIE NEILL

JN3003
H: 31.75" | W: 16.5" | Base: 6.5" Decorative
Socket: E26 Dimmer | Bulb: 100 A
Shade: 14.5" x 16.5" x 12.5"



C **ARN3080PW-L**
Plaster White | Linen

C **ARN3080G-L**
Gild | Linen

C **FLIANA TABLE LAMP**
AERIN

ARN3080
H: 28" | W: 9" | Base: 8.5" Square
Socket: E26 Dimmer | Bulb: 100 A
Shade: 8" x 9" x 9"
Additional Options:
Aged Iron | Linen (AI-L)

D **LOTUS TABLE LAMP**
BARBARA BARRY

BBL3003
H: 33" | W: 17" | Base: 10" Round
Socket: E26 Dimmer | Bulb: 150 A
Shade: 16" x 17" x 14"



D **BBL3003WHT-S**
Matte White | Silk

D **BBL3003G-S**
Gild | Silk

E **MONTREUIL TRIPLE TABLE LAMP**
AERIN

ARN3052
H: 30" | W: 11.5" | Base: 8.25" Round
Socket: 3 - E12 Candelabra | Bulb: 3 - 40 B
Shade: 2.5" x 4.5" x 6.25"



E **ARN3052BSL-L**
Burnished Silver Leaf | Linen



E **ARN3052G-L**
Gild | Linen

A **TOB3734PW-NP**
Plaster White | Natural Paper



B **TOB3735PW-NP**
Plaster White | Natural Paper



B **TOB3735G-NP**
Gild | Natural Paper



C **SK3012PW-L**
Plaster White | Linen




D **SK3013PW-L**
Plaster White | Linen



C **SK3012G-L**
Gild | Linen



D **SK3013G-L**
Gild | Linen



opposite page

A **SIERRA BEDSIDE LAMP**
THOMAS O'BRIEN

TOB3734
H: 19.25" | W: 14" | Base: 6" x 8.75" Decorative
Socket: E26 Dimmer | Bulb: 75 A
Shade: 12.25" x 14" x 9.5" Oval
Additional Options:
Burnished Silver Leaf | Natural Paper (BSL-NP)
Gilded | Natural Paper (G-NP)

B **SIERRA TABLE LAMP**
THOMAS O'BRIEN

TOB3735
H: 27.75" | W: 17.5" | Base: 5" x 8" Decorative
Socket: E26 Dimmer | Bulb: 100 A
Shade: 15.75" x 17.5" x 11.5" Oval
Additional Options:
Burnished Silver Leaf | Natural Paper (BSL-NP)

C **VIENNE MEDIUM TABLE LAMP**
SUZANNE KASLER

SK3012
H: 26.75" | W: 18" | Base: 5" Sculptural
Socket: E26 Dimmer | Bulb: 100 A
Shade: 18" x 18" x 10.5" Oval

D **VIENNE MEDIUM BUFFET LAMP**
SUZANNE KASLER

SK3013
H: 33" | W: 18" | Base: 5" Sculptural
Socket: E26 Dimmer | Bulb: 100 A
Shade: 18" x 18" x 10.5" Oval

E **CANNES TABLE LAMP**
AERIN

ARN3100
H: 31" | W: 17" | Base: 8.25" Decorative
Socket: E26 Dimmer | Bulb: 150 A
Shade: 17" x 17" x 12.5"
* French Wired

E **ARN3100BSL-L**
Burnished Silver Leaf | Linen



E **ARN3100G-L**
Gild | Linen



A AH3040WHT-NP
Matte White | Natural Paper



A LUCILLE TABLE LAMP
ALEXA HAMPTON

AH3040
H: 31" | W: 18" | Base: 5" Round
Socket: 2 - E26 Pull Chain | Bulb: 2 - 60 A
Shade: 10" x 18" x 13"

B WARREN ACCENT TABLE LAMP
AERIN

ARN3600
H: 13.25" | W: 7" | Base: 2.5" Round
Socket: E26 Dimmer | Bulb: 60 A
Shade: 6.25" x 7" x 7.25"

C WARREN TABLE LAMP
AERIN

ARN3601
H: 32.5" | W: 17" | Base: 4.25" Round
Socket: E26 Dimmer | Bulb: 150 A
Shade: 15" x 17" x 17.5"

A AH3040G-NP
Gilded | Natural Paper



D LIVIA SMALL TABLE LAMP
AERIN

ARN3320
H: 24.5" | W: 9" | Base: 7.25" Round
Socket: E26 Keyless | Bulb: 60 A
Shade: 8.5" x 9" x 16.5"
Additional Options:
Burnished Silver Leaf | Linen (BSL-L)

opposite page

B ARN3600BSL-L
Burnished Silver Leaf | Linen



B ARN3600G-L
Gild | Linen



C ARN3601BSL-L
Burnished Silver Leaf | Linen



C ARN3601G-L
Gild | Linen



B ARN3601G-L
Gild | Linen



D ARN3320PW-L
Plaster White | Linen



D ARN3320G-L
Gild | Linen



A | **CHA8530GI-NP**
Gilded Iron | Natural Paper



A | **CHA8530AI-NP**
Aged Iron | Natural Paper



A | **CHA8530GI-NP**
Gilded Iron | Natural Paper



B | **S3514GI-PL**
Gilded Iron | Percale



C | **S3513GI-PL**
Gilded Iron | Percale



B | **S3514AI-PL**
Aged Iron | Percale



C | **S3513AI-PL**
Aged Iron | Percale



opposite page

A | **METAL BANDED TABLE LAMP**
E. F. CHAPMAN

CHA8530
H: 29" | W: 19" | Base: 7.5" Hexagon
Socket: E26 Dimmer | Bulb: 150 A
Shade: 15" x 19" x 12"
* French Wired
©EFC DESIGNS

D | **S3051GI-NP**
Gilded Iron | Natural Paper



D | **S3051BR-NP**
Black Rust | Natural Paper



B | **SCALA BEDSIDE LAMP**
IAN K. FOWLER


S3514
H: 17.75" | W: 16.25" | Ext: 7.75"
Socket: 2 - E12 Keyless | Bulb: 2 - 40 B
Shade: 15.5" x 16.5" x 7.5" Rec.
* Line Switch

C | **SCALA TABLE LAMP**
IAN K. FOWLER

S3513
H: 26.25" | W: 16" | Base: 6.5" Cross
Socket: E26 Dimmer | Bulb: 75 A
Shade: 16" x 16" x 8.75"

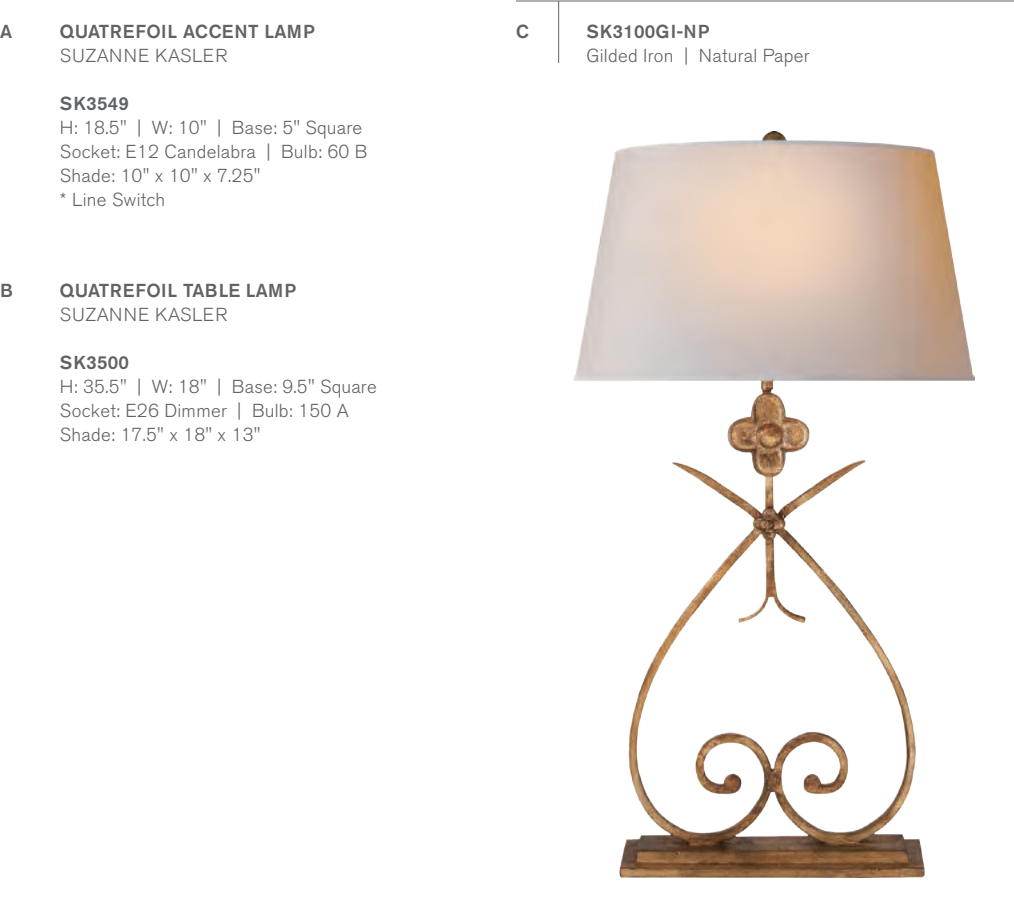
D | **ASPEN TABLE LAMP**
IAN K. FOWLER

S3051
H: 22.5" | W: 16" | Base: 4.5" x 9" Rec.
Socket: 2 - E12 Candelabra | Bulb: 2 - 60 B
Shade: 15" x 16" x 8" Rec.
* Line Switch



A SK3549GI-L
Gilded Iron | Linen

A SK3549AI-L
Aged Iron | Linen




A QUATREFOIL ACCENT LAMP
SUZANNE KASLER

SK3549
H: 18.5" | W: 10" | Base: 5" Square
Socket: E12 Candelabra | Bulb: 60 B
Shade: 10" x 10" x 7.25"
* Line Switch

B QUATREFOIL TABLE LAMP
SUZANNE KASLER

SK3500
H: 35.5" | W: 18" | Base: 9.5" Square
Socket: E26 Dimmer | Bulb: 150 A
Shade: 17.5" x 18" x 13"

C SK3100GI-NP
Gilded Iron | Natural Paper



B SK3500GI-L
Gilded Iron | Linen

B SK3500AI-L
Aged Iron | Linen

B SK3500BW-L
Belgian White | Linen

C HARPER TABLE LAMP
SUZANNE KASLER

SK3100
H: 29.5" | W: 15.5" | Base: 3.5" x 12.5" Rec.
Socket: E26 Dimmer | Bulb: 150 A
Shade: 12.5" x 15.5" x 9.5"



C SK3100NR-NP
Natural Rust | Natural Paper

C SK3100NR-NP
Natural Rust | Natural Paper

A **S3715GI-L**
Gilded Iron | Linen



A **S3715AI-L**
Aged Iron | Linen



B **TOB3026GI-NP**
Gilded Iron | Natural Paper



C **CHA8994GI-NP**
Gilded Iron | Natural Paper



C **CHA8994AI-NP**
Aged Iron | Natural Paper



opposite page

A **ANNEU TABLE LAMP**
STUDIO VC

S3715
H: 28.75" | W: 16" | Base: 9" Round
Socket: E26 Dimmer | Bulb: 75 A
Shade: 11.5" x 16" x 12"
* French Wired

B **NINA TAPERED TABLE LAMP**
THOMAS O'BRIEN

TOB3026
H: 31" | W: 15" | Base: 12" Round
Socket: E26 Hi-Lo | Bulb: 150 A
Shade: 14" x 15" x 9.5"
Additional Options:
Aged Iron | Natural Paper (AI-NP)

C **RUSSELL MODERN TRIPOD TABLE LAMP**
E. F. CHAPMAN

CHA8994
H: 28.5" | W: 19" | Base: 10" Tripod
Socket: E26 Dimmer | Bulb: 150 A
Shade: 15.5" x 19" x 10.5"
©EFC DESIGNS

D **UTOPIA TABLE LAMP**
KELLY WEARSTLER

KW3055
H: 27.75" | W: 15" | Base: 4.75" Round
Socket: E26 Dimmer | Bulb: 100 A
Shade: 8" x 15" x 11.75"

E **CACHET TABLE LAMP**
KELLY WEARSTLER

KW3135
H: 28" | W: 17" | Base: 3.25" Round
Socket: E26 Keyless | Bulb: 12 LED A
Shade: 13" x 17" x 12"

F **TAVARES LARGE TABLE LAMP**
THOMAS O'BRIEN

TOB3390
H: 36" | W: 13.75" | Base: 13" Tripod
Socket: E26 Dimmer | Bulb: 60 A
Shade: 11.75" x 13.75" x 15"

D **KW3055AI-L**
Aged Iron | Linen



E **KW3135AI-L**
Aged Iron | Linen

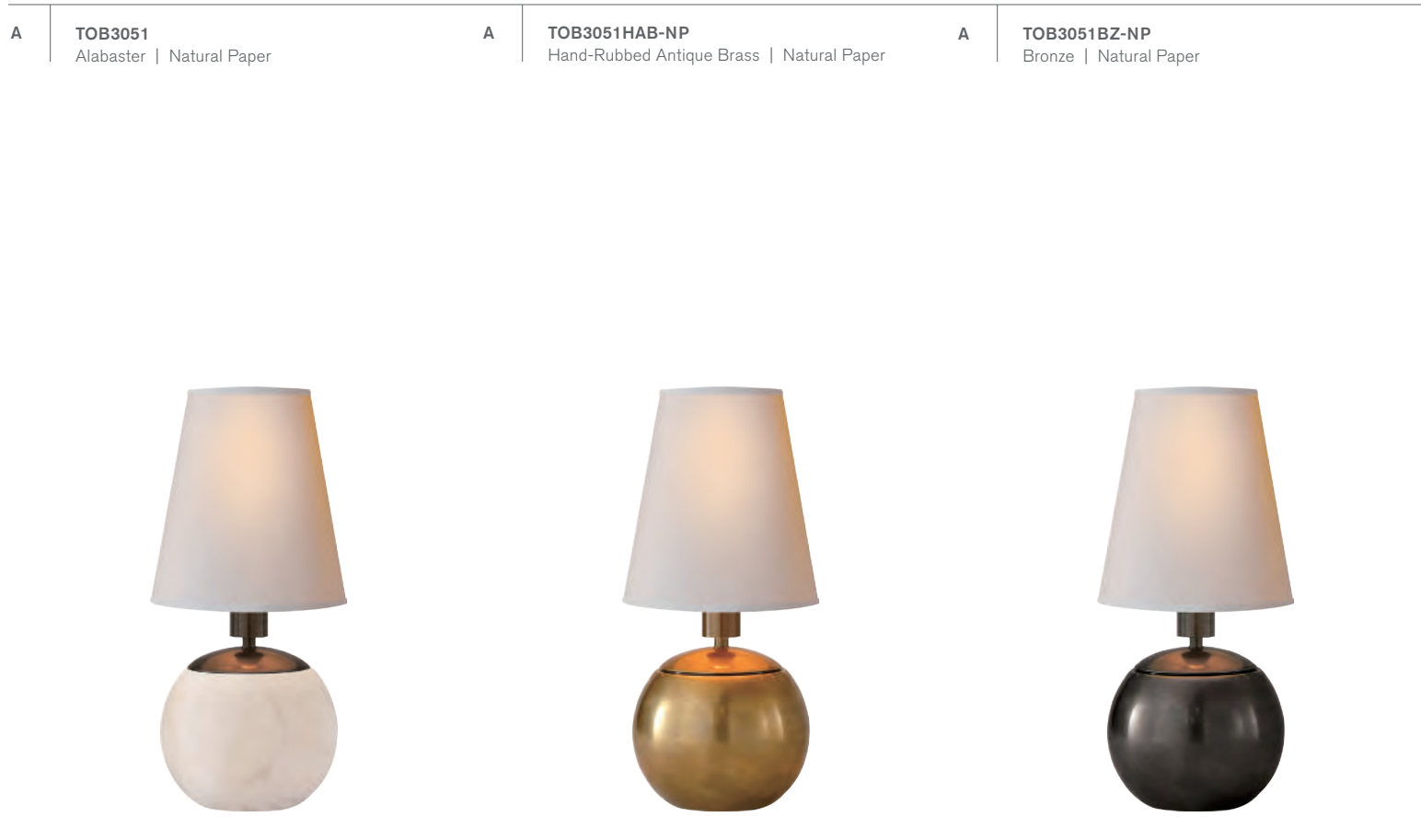


D **KW3055G-L**
Gild | Linen



F **TOB3390AI/HAB-L**
Aged Iron | Hand-Rubbed Antique Brass | Linen



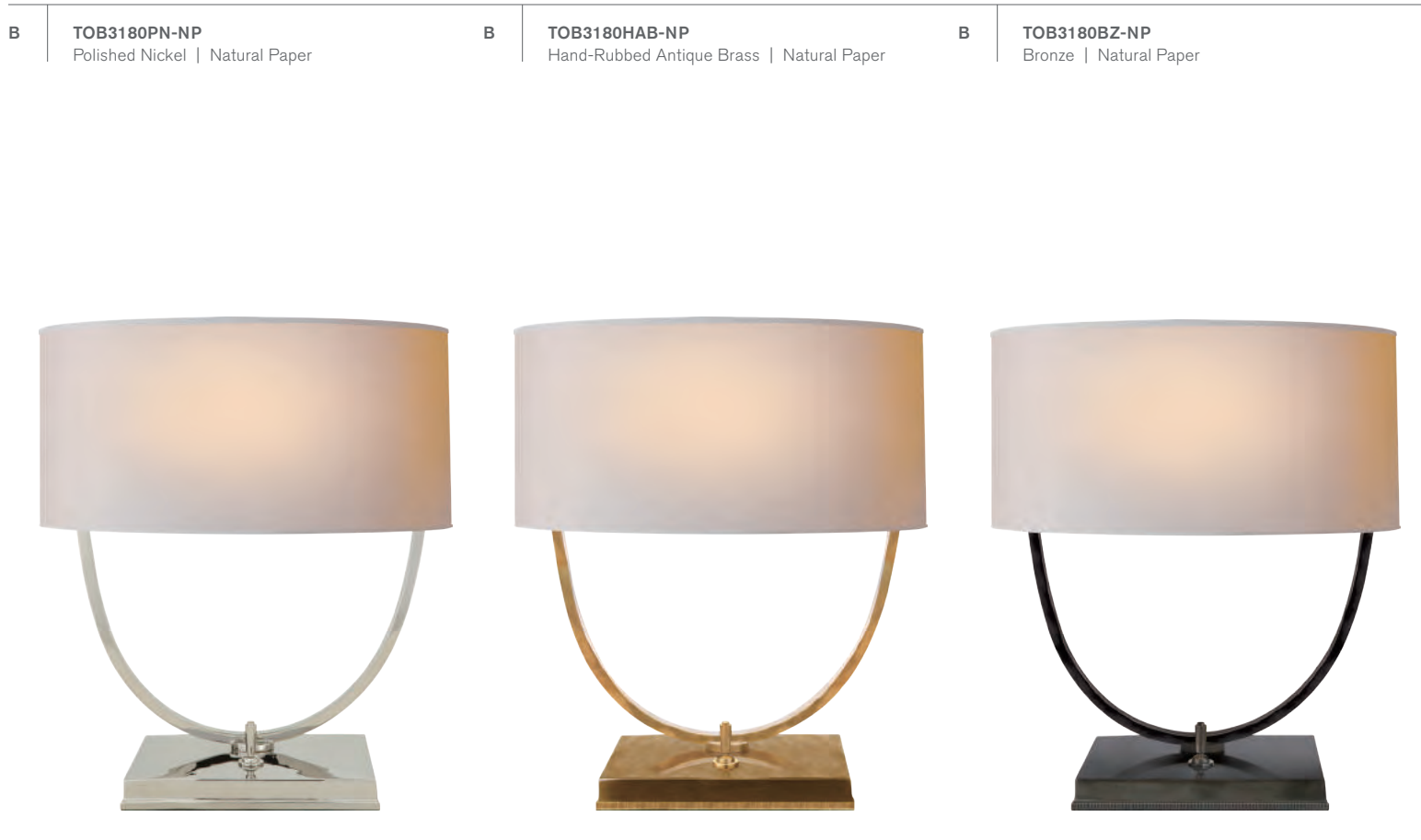


A **TERRI SMALL ROUND ACCENT LAMP**
THOMAS O'BRIEN

TOB3051
H: 10.25" | W: 5" | Base: 2.25" Round
Socket: E12 Candelabra | Bulb: 40 B
Shade: 3" x 5" x 5.5"
* French Wired/Line Switch

B **KENTON DESK LAMP**
THOMAS O'BRIEN

TOB3180
H: 16" | W: 12" | Base: 8" Square
Socket: 2 - E26 Keyless | Bulb: 2 - 40 A
Shade: 13" x 13" x 6"
* Switch on Base




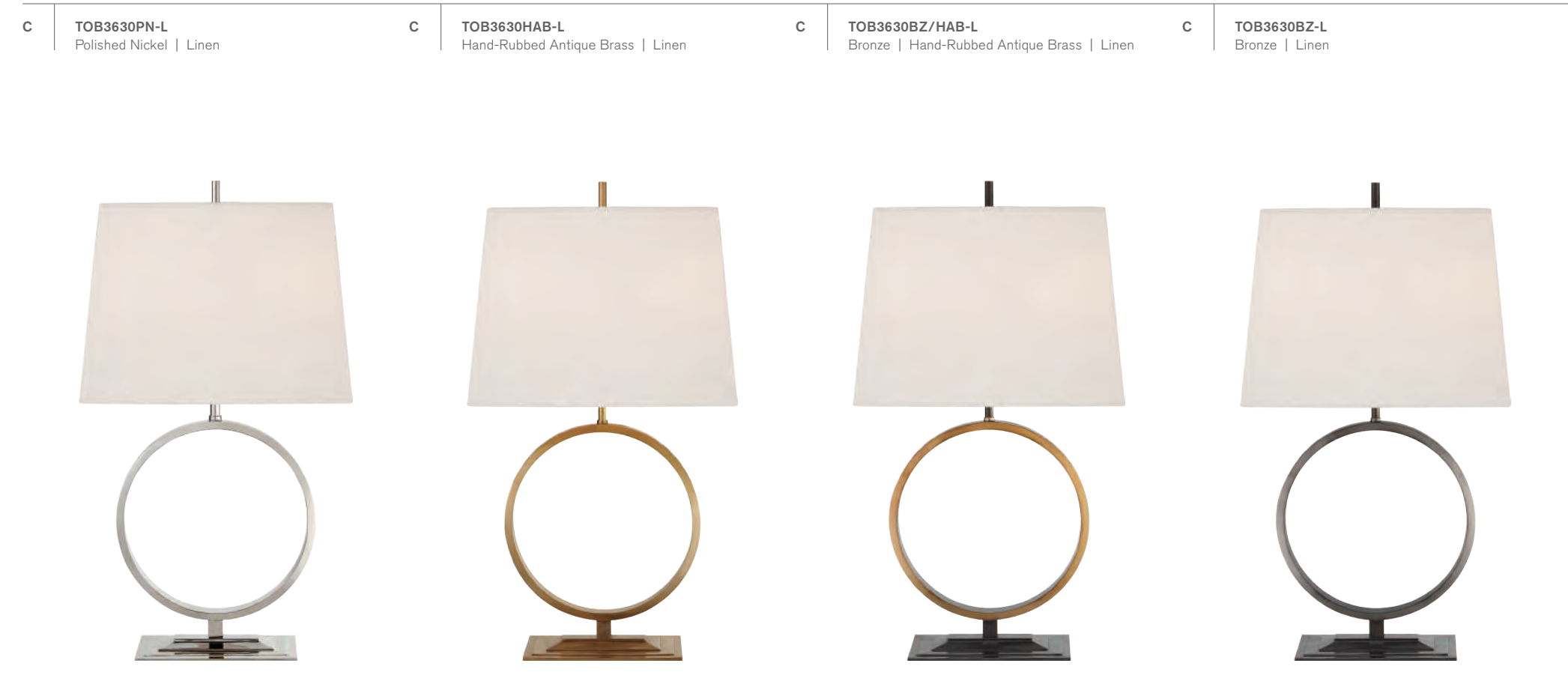
opposite page

C **SIMONE MEDIUM TABLE LAMP**
THOMAS O'BRIEN

TOB3630
H: 27.5" | W: 15" | Base: 5.5" Rec.
Socket: E26 Dimmer | Bulb: 75 A
Shade: 13" x 15" x 10.75" Rec.

D **SIMONE MEDIUM BUFFET LAMP**
THOMAS O'BRIEN

TOB3631
H: 33" | W: 12.75" | Base: 5.5" Rec.
Socket: E26 Dimmer | Bulb: 60 A
Shade: 11" x 12.75" x 10" Rec.



A **CHA8969PN-NP**
Polished Nickel | Natural Paper



A **CHA8969G-NP**
Gild | Natural Paper



A **CHA8969BZ-NP**
Bronze | Natural Paper



A **RING FORM SMALL TABLE LAMP**
E. F. CHAPMAN

CHA8969
H: 21" | W: 13.5" | Base: 4" x 5.5" Rec.
Socket: E26 Hi-Lo | Bulb: 75 A
Shade: 10.5" x 13.5" x 8.5" Rec.
Additional Options:
Antique-Burnished Brass | Natural Paper (AB-NP)
©EFC DESIGNS

B **CHA8970PN-NP**
Polished Nickel | Natural Paper



B **CHA8970G-NP**
Gilded | Natural Paper



B **CHA8970BZ-NP**
Bronze | Natural Paper


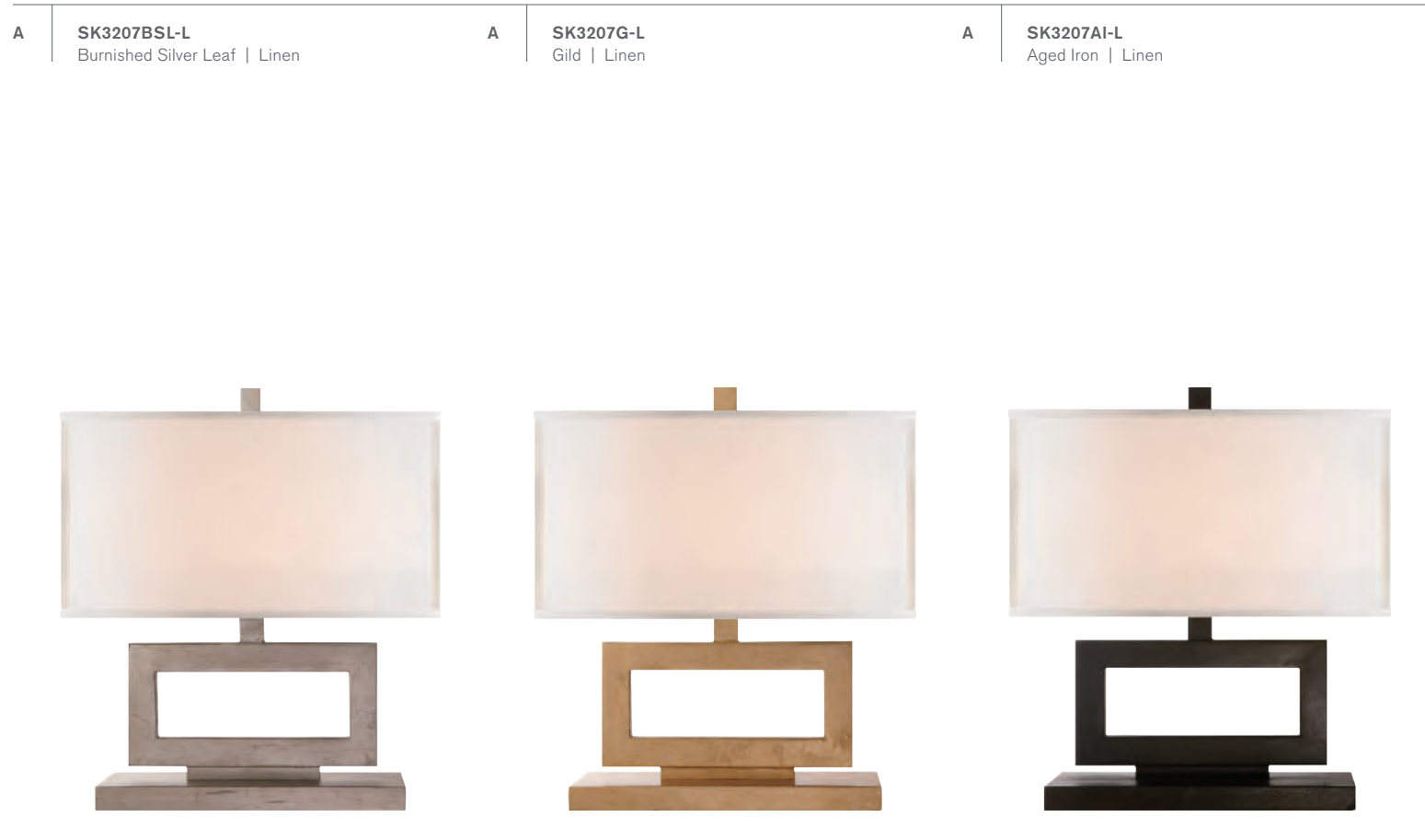


B **RING FORM LARGE TABLE LAMP**
E. F. CHAPMAN

CHA8970
H: 27" | W: 18" | Base: 4.5" x 7.5" Rec.
Socket: E26 Dimmer | Bulb: 100 A
Shade: 14" x 18" x 11" Rec.
©EFC DESIGNS

B **CHA8970AB-NP**
Antique-Burnished Brass | Natural Paper





A | **SK3207BSL-L**
Burnished Silver Leaf | Linen

A | **SK3207G-L**
Gild | Linen

A | **SK3207AI-L**
Aged Iron | Linen

B | **SK3208BSL-L**
Burnished Silver Leaf | Linen

B | **SK3208G-L**
Gild | Linen

B | **SK3208AI-L**
Aged Iron | Linen

A | **MOD LOW TABLE LAMP**
SUZANNE KASLER

SK3207
H: 16" | W: 15" | Base: 4" x 12" Rec.
Socket: E26 Hi-Lo | Bulb: 60 A
Shade: 15" x 15" x 8" Rec.

B | **MOD TALL TABLE LAMP**
SUZANNE KASLER

SK3208
H: 28" | W: 14" | Base: 5.5" x 7" Rec.
Socket: E26 Hi-Lo | Bulb: 150 A
Shade: 14" x 14" x 10" Rec.

opposite page

C | **CAROUSEL TABLE LAMP**
BARBARA BARRY

BBL3008
H: 31" | W: 17" | Base: 7" Round
Socket: E26 Dimmer | Bulb: 150 A
Shade: 16" x 17" x 13"
Additional Options:
Bronze | Silk (BZ-S)

D | **MARGOT MEDIUM TRIPLE ARM TABLE LAMP**
SUZANNE KASLER

SK3030
H: 24" | W: 15" | Base: 7.75" x 9.25" Rec.
Socket: 3 - E26 In-Line Switch | Bulb: 3 - 40 A
Shade: 5.25" x 6.5" x 6.75"



C | **BBL3008SS-S**
Soft Silver | Silk



D | **SK3030PN-L**
Polished Nickel | Linen



D | **SK3030HAB-L**
Hand-Rubbed Antique Brass | Linen

A | **BBL3070BZ-S**
Bronze | Silk



A | **BBL3070SS-S**
Soft Silver | Silk



A | **BBL3070SB-S**
Soft Brass | Silk



A | **BBL3070BZ-S**
Bronze | Silk



A | **SWING TABLE LAMP**
BARBARA BARRY

BBL3070
H: 22" | W: 11" | Ext: 13.25"
Base: 8" Round | Socket: E26 Keyless
Shade: 10.25" x 11" x 10"
* Line Switch

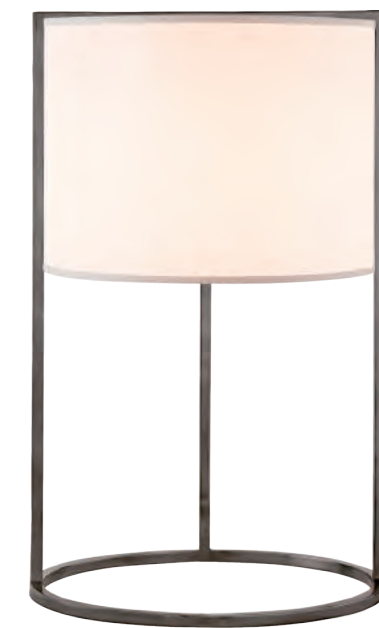
B | **BBL3110SS-S**
Soft Silver | Silk



B | **BBL3110SB-S**
Soft Brass | Silk



B | **BBL3110BZ-S**
Bronze | Silk



B | **FRAMEWORK DESK LAMP**
BARBARA BARRY

BBL3110
H: 17.5" | W: 10.5" | Base: 10.5" Round
Socket: E26 Keyless | Bulb: 75 A
Shade: 9.75" x 9.75" x 7.5"
* Line Switch

- A TOB3032HAB/BZ-NP**
Brass | Bronze | Natural Paper
- A TOB3032PAR-NP**
Parchment Leather | Natural Paper
- A TOB3032ESP-NP**
Espresso Leather | Natural Paper



A DIXON SMALL TABLE LAMP
THOMAS O'BRIEN

TOB3032
H: 21" | W: 13.25" | Base: 4.5" x 6.75" Rec.
Socket: 2 - E26 Pull Chain | Bulb: 2 - 60 A
Shade: 8.5" x 13.25" x 9" Rec.
Additional Options:
Hand-Rubbed Antique Brass | Bronze (HAB/BZ-BZ)

B DIXON TALL TABLE LAMP
THOMAS O'BRIEN

TOB3033
H: 30.5" | W: 18" | Base: 7.75" x 9.5" Rec.
Socket: 2 - E26 Pull Chain | Bulb: 2 - 60 A
Shade: 13.5" x 18" x 11.5" Rec.
Additional Options:
Brass | Bronze | Natural Paper (HAB/BZ-NP)

- B TOB3033HAB/BZ-BZ**
Hand-Rubbed Antique Brass | Bronze
- B TOB3033PAR-NP**
Parchment Leather | Natural Paper
- B TOB3033ESP-NP**
Espresso Leather | Natural Paper



opposite page

C CONVECTOR RECTANGULAR TABLE LAMP
E. F. CHAPMAN

CHA8539
H: 27" | W: 16.5" | Base: 4.75" x 9.5" Rec.
Socket: E26 Hi-Lo | Bulb: 150 A
Shade: 15" x 16.5" x 10" Rec.
©EFC DESIGNS

D PHILOSOPHY DESK LAMP
BARBARA BARRY

BBL3030
H: 17.5" | W: 15" | Base: 5.5" x 11" Rec.
Socket: 2 - E26 Pull Chain | Bulb: 2 - 60 B
Shade: 14.5" x 15" x 8.5" Rec.



- C CHA8539AZ-NP**
Antique Zinc | Natural Paper

- D BBL3030PWT-S**
Pewter | Silk



- D BBL3030BZ-S**
Bronze | Silk



A **BBL3036CW-L**
China White | Linen



A **BBL3036EBO-L**
Ebony | Linen



B **BBL3024BZ-S**
Bronze | Bronze Mirror Base | Silk



opposite page

A **REFINED RIB MEDIUM TABLE LAMP**
BARBARA BARRY

BBL3036
H: 28.25" | W: 13.5" | Base: 6" Round
Socket: E26 Dimmer | Bulb: 100 A
Shade: 13" x 13.5" x 12"

B **BBL3024SS-S**
Soft Silver | Smoke Mirror Base | Silk



B **BBL3024SB-S**
Soft Brass | Bronze Mirror Base | Silk



B **BBL3024BZ-S**
Bronze | Bronze Mirror Base | Silk



C **BBL3035PWT-L**
Pewter | Linen



C **BBL3035SB-L**
Soft Brass | Linen



C **BBL3035BZ-L**
Bronze | Linen



B **PETAL DESK LAMP**
BARBARA BARRY

BBL3024
H: 25.5" | W: 12.5" | Base: 5.5" Square
Socket: E26 Dimmer | Bulb: 150 A
Shade: 11.5" x 12.5" x 10.5"

C **LYRIC BRANCH TABLE LAMP**
BARBARA BARRY

BBL3035
H: 31.5" | W: 16.5" | Base: 5" x 9.25" Rec.
Socket: E26 Dimmer | Bulb: 100 A
Shade: 16.5" x 16.5" x 12.5" Rec.

A TOB3000PN-NP
Polished Nickel | Natural Paper

A TOB3000HAB-NP
Hand-Rubbed Antique Brass | Natural Paper

A TOB3000BZ-NP
Bronze | Natural Paper



A LONGACRE SMALL TABLE LAMP
THOMAS O'BRIEN

TOB3000
H: 16" | W: 9" | Base: 5" Round
Socket: 2 - E26 Pull Chain | Bulb: 2 - 25 B
Shade: 9" x 9" x 6"

B LONGACRE TALL TABLE LAMP
THOMAS O'BRIEN

TOB3001
H: 32.5" | W: 20" | Base: 10.25" Round
Socket: 2 - E26 Pull Chain | Bulb: 2 - 60 B
Shade: 20" x 20" x 7.5"

B TOB3001PN-NP
Polished Nickel | Natural Paper

B TOB3001HAB-NP
Hand-Rubbed Antique Brass | Natural Paper

B TOB3001BZ-NP/BT
Bronze | Natural Paper | Black Trim



opposite page

C CARON TABLE LAMP
THOMAS O'BRIEN

TOB3194
H: 26.5" | W: 16" | Base: 10" Tripod
Socket: 2 - E26 Pull Chain | Bulb: 2 - 60 A
Shade: 16" x 16" x 8"

C TOB3194BZ/HAB-NP
Bronze | Brass | Natural Paper



C TOB3194PN-NP
Polished Nickel | Natural Paper



C TOB3194HAB-NP
Hand-Rubbed Antique Brass | Natural Paper



A TOB3736PN/WM-L
Polished Nickel | White Marble | Linen




A TOB3736HAB/WM-L
Hand-Rubbed Antique Brass | White Marble | Linen



B TOB3737PN/WM-L
Polished Nickel | White Marble | Linen



B TOB3737HAB/WM-L
Hand-Rubbed Antique Brass | White Marble | Linen



A STEFANO MEDIUM TABLE LAMP
THOMAS O'BRIEN
TOB3736
H: 24.25" | W: 17" | Base: 6.5" Round
Socket: 2 - E26 Pull Chain | Bulb: 2 - 40 A
Shade: 17" x 17" x 7"

B STEFANO LARGE TABLE LAMP
THOMAS O'BRIEN
TOB3737
H: 30.75" | W: 21" | Base: 8" Round
Socket: 3 - E26 Pull Chain | Bulb: 3 - 40 A
Shade: 21" x 21" x 7.5"

C BRETT TABLE LAMP
THOMAS O'BRIEN
TOB3101
H: 25.75" - 32.75" | W: 9" | Base: 4.75" Square
Socket: E26 On-Off | Bulb: 60 A
Shade: 6.5" x 9" x 9.75"
Additional Options:
Black Marble | Bronze | Natural Paper (BM/BZ-NP)

C TOB3101WM/PN-NP
White Marble | Nickel | Natural Paper



C TOB3101WM/HAB-NP
White Marble | Brass | Natural Paper



opposite page

D BANKS TABLE LAMP
THOMAS O'BRIEN
TOB3613
H: 27" | W: 9" | Base: 6.25" Round
Socket: E26 Keyless | Bulb: 60 A
Shade: 6.5" x 9" x 9.75"
Additional Options:
Polished Nickel | Natural Paper (PN-NP)
* Line Switch

E DUFFY MEDIUM BUFFET LAMP
THOMAS O'BRIEN
TOB3106
H: 33.5" | W: 8.5" | Base: 6" Oct.
Socket: E26 Keyless | Bulb: 60 A
Shade: 5.5" x 8.5" x 9"
Additional Options:
Hand-Rubbed Antique Brass | Natural Paper (HAB-NP)

F VIVIER BUFFET LAMP
THOMAS O'BRIEN
TOB3504
H: 32.25" | W: 9.25" | Base: 8" Round
Socket: E26 Keyless | Bulb: 60 A
Shade: 6.5" x 9" x 9.75"

D TOB3613HAB/BZ-NP
Hand-Rubbed Antique Brass | Bronze | Natural Paper

E TOB3106BZ/HAB-L
Bronze | Hand-Rubbed Antique Brass | Linen



F TOB3504BK/HAB-L
Blackened Iron | Hand-Rubbed Antique Brass | Linen



A **S3177HAB-PL**
Hand-Rubbed Antique Brass | Natural Percalé



A **S3177BZ-PL**
Bronze | Natural Percalé



A **GRENOL BUFFET LAMP**
STUDIO VC

S3177
H: 32.5" | W: 7.25" | Base: 6" Square
Socket: E26 Dimmer | Bulb: 40 B
Shade: 5.75" x 7.25" x 8"
Additional Options:
Polished Nickel | Natural Percalé (PN-PL)

B **HACKNEY TABLE LAMP**
J. RANDALL POWERS

SP3022
H: 23" | W: 11.75" | Base: 6" Round
Socket: E26 Keyless | Bulb: 40 B
Shade: 3" x 11.75" x 7"
Additional Options:
Bronze | Natural Paper (BZ-NP)
* Line Switch

C **HACKNEY BUFFET LAMP**
J. RANDALL POWERS

SP3023
H: 31.75" | W: 11.75" | Base: 6" Round
Socket: E26 In-Line Switch | Bulb: 40 B
Shade: 3" x 11.75" x 7"
Additional Options:
Hand-Rubbed Antique Brass | Natural Paper (HAB-NP)


opposite page
D **HARGETT BUFFET LAMP**
J. RANDALL POWERS

SP3011
H: 21.5" - 29" | W: 11.75" | Base: 6" Round
Socket: E26 Keyless Nordy | Bulb: 40 B
Shade: 2" x 11.75" x 6.5"
* Line-Switch

B **SP3022PN-NP**
Polished Nickel | Natural Paper



C **SP3023PN-NP**
Polished Nickel | Natural Paper



B **SP3022HAB-NP**
Hand-Rubbed Antique Brass | Natural Paper



C **SP3023BZ-NP**
Bronze | Natural Paper



D **SP3011HAB-NP**
Hand-Rubbed Antique Brass | Natural Paper

D **SP3011PN-NP**
Polished Nickel | Natural Paper



D **SP3011BZ-NP**
Bronze | Natural Paper



A BRYANT LARGE TABLE LAMP
THOMAS O'BRIEN

TOB3260
H: 27.5" - 31.5" | W: 12" | Base: 8" Round
Socket: E26 Dimmer | Bulb: 60 A
Shade: 11" x 12" x 12"

| | | | |
|---|--|--|--|
| A TOB3260PN-NP Polished Nickel Natural Paper | A TOB3260AN-NP Antique Nickel Natural Paper | A TOB3260HAB-NP Hand-Rubbed Antique Brass Natural Paper | A TOB3260BZ-NP Bronze Natural Paper |
|---|--|--|--|



B BRYANT TABLE LAMP
THOMAS O'BRIEN

TOB3007
H: 24.5" - 30" | W: 6" | Base: 4.25" Round
Socket: E26 Keyless | Bulb: 60 A
Shade: 4" x 6" x 6.25"
* Line Switch

| | | | |
|---|--|--|--|
| B TOB3007PN-NP Polished Nickel Natural Paper | B TOB3007AS-NP Antique Silver Natural Paper | B TOB3007HAB-NP Hand-Rubbed Antique Brass Natural Paper | B TOB3007BZ-NP Bronze Natural Paper |
|---|--|--|--|



C SIMPLE SCALLOP TABLE LAMP
BARBARA BARRY

BBL3023
H: 26" - 33.5" | W: 15" | Base: 8" Round
Socket: E26 Dimmer | Bulb: 150 A
Shade: 14" x 15" x 12"

| | | |
|---|--|--|
| C BBL3023SS-S Soft Silver Silk | C BBL3023SB-S Soft Brass Silk | C BBL3023BZ-S Bronze Silk |
|---|--|--|






D SIMPLE ADJUSTABLE TABLE LAMP
BARBARA BARRY

BBL3023
H: 26" - 33.5" | W: 15" | Base: 8" Round
Socket: E26 Dimmer | Bulb: 150 A
Shade: 14" x 15" x 12"

| | | |
|---|--|--|
| D BBL3023SS-S2 Soft Silver Silk Banded | D BBL3023SB-S2 Soft Brass Silk Banded | D BBL3023BZ-S2 Bronze Silk Banded |
|---|--|--|



| | | |
|--|---|---|
| <p>A SK3005PN-NP Polished Nickel Natural Paper</p>  | <p>A SK3005AN-NP Antique Nickel Natural Paper</p>  | <p>A SK3005HAB-NP Hand-Rubbed Antique Brass Natural Paper</p>  |
|--|---|---|

A **WYATT ACCENT LAMP**
SUZANNE KASLER

SK3005
H: 20.5" - 30" | W: 9" | Base: 5.25" Round
Socket: E26 Hi-Lo | Bulb: 60 A
Shade: 5" x 9" x 7"
* French Wired




B **DORCHESTER CLUB TABLE LAMP**
E. F. CHAPMAN




CHA8188
H: 22" - 32" | W: 13" | Base: 7" Round
Socket: 2 - E26 Pull Chain | Bulb: 2 - 40 B
Shade: 8" x 13" x 7"
©EFC DESIGNS

opposite page

C **CHRISTOPHER BUFFET LAMP**
J. RANDALL POWERS

SP3380
H: 32.25" | W: 12" | Base: 6.5" Square
Socket: E12 Candelabra | Bulb: 40 B
Additional Options:
Bronze | Linen (BZ-L)

| | | | |
|---|--|---|---|
| <p>C SP3380PN-L Polished Nickel Linen</p>  | <p>C SP3380HAB-L Hand-Rubbed Antique Brass Linen</p>  | <p>D CHA8315AI-NP Aged Iron Natural Paper</p>  | <p>D CHA8315AB-NP Antique-Burnished Brass Natural Paper</p>  |
|---|--|---|---|

| | | |
|--|--|---|
| <p>B CHA8188AB-NP Antique-Burnished Brass Natural Paper</p>  | <p>B CHA8188AB-S Antique-Burnished Brass Silk</p>  | <p>B CHA8188AB-B Antique-Burnished Brass Black</p>  |
|--|--|---|

D **CAWDOR BUFFET LAMP**
E. F. CHAPMAN





CHA8315
H: 32" | W: 9" | Base: 4.25" Square
Socket: E26 Hi-Lo | Bulb: 60 A
Shade: 6.5" x 9" x 8" Square
Additional Options:
Gilded Iron | Natural Paper (GI-NP)
Polished Nickel | Natural Paper (PN-NP)
©EFC DESIGNS

E **SWEDISH COLUMN BUFFET LAMP**
E. F. CHAPMAN

CHA8461
H: 34" | W: 10" | Base: 5.5" Square
Socket: E26 Keyless | Bulb: 60 B
Shade: 3.5" x 10" x 7"
Additional Options:
Crystal | Natural Paper (CG-NP)
* Hi-Lo Line Switch
©EFC DESIGNS

F **JOSEPHINE TABLE LAMP**
SUZANNE KASLER

SK3008
H: 32.5" | W: 14" | Base: 5" Square
Socket: E26 Dimmer | Bulb: 150 A
Shade: 12" x 14" x 10"
Additional Options:
Light Blue | Antique Gold Leaf | Natural Paper (LB-NP)

| | | | |
|--|--|---|--|
| <p>E CHA8461PN-NP Polished Nickel Natural Paper</p>  | <p>E CHA8461AB-NP Antique-Burnished Brass Natural Paper</p>  | <p>F SK3008SHS-NP Sheffield Silver Natural Paper</p>  | <p>F SK3008HAB-NP Hand-Rubbed Antique Brass Natural Paper</p>  |
|--|--|---|--|

A **FANG GOURD TABLE LAMP**
E. F. CHAPMAN

CHA8627
H: 27" | W: 18" | Base: 6.25" Square
Socket: E26 Dimmer | Bulb: 100 A
Shade: 14" x 18" x 11" Rec.
©EFC DESIGNS

A **CHA8627AB-NP**
Antique-Burnished Brass | Natural Paper



A **CHA8627AB-NP**
Antique-Burnished Brass | Natural Paper



B **CLASSICAL URN FORM MEDIUM TABLE LAMP**
E. F. CHAPMAN

CHA8172
H: 24" | W: 15" | Base: 6" Round
Socket: 2 - E26 Pull Chain | Bulb: 2 - 40 B
Shade: 6" x 15" x 8"
Additional Options:
Antique-Burnished Brass | Natural Paper (AB-NP)
Antique Nickel | Black (AN-B)
Sheffield Nickel | Natural Paper (SN-NP)
©EFC DESIGNS

B **CHA8172AN-NP**
Antique Nickel | Natural Paper



B **CHA8172SN-B**
Sheffield Nickel | Black



B **CHA8172AB-B**
Antique-Burnished Brass | Black



C **CLASSICAL URN FORM LARGE TABLE LAMP**
E. F. CHAPMAN

CHA8162
H: 35" | W: 20" | Base: 9" Round
Socket: E26 Hi-Lo | Bulb: 100 A
Shade: 11" x 20" x 13"
Additional Options:
Antique-Burnished Brass | Black (AB-B)
Polished Silver | Black (PN-B)
Sheffield Nickel | Black (SN-B)
©EFC DESIGNS

C **CHA8162PS-NP**
Polished Silver | Natural Paper



C **CHA8162SN-NP**
Sheffield Nickel | Natural Paper



C **CHA8162AB-NP**
Antique-Burnished Brass | Natural Paper





TABLE | FUNCTIONAL

A CLEO LARGE DESK LAMP
 KELLY WEARSTLER

KW3088
 H: 17.5" | W: 17.25" | Base: 5" Square
 Socket: E26 Keyless | Bulb: 60 B
 * Line Switch

B CLEO ACCENT LAMP
 KELLY WEARSTLER

KW3118
 H: 20.75" | W: 8" | Base: 2" Round
 Socket: E12 Candelabra | Bulb: 25 G
 * Line Switch

C COQUETTE TABLE LAMP
 KELLY WEARSTLER

KW3331
 H: 20" | W: 14" | Base: 7" Round
 Socket: E26 Keyless | Bulb: 75 B
 * Line Switch

A KW3088BZ/AB
 Bronze | Brass | Antique White

A KW3088BZ/AB-BLK
 Bronze | Brass | Black

D KW3410BZ/AB
 Bronze | Brass

D CLEO SMALL DESK LAMP
 KELLY WEARSTLER

KW3410
 H: 18.75" | W: 7" | Base: 7" Tripod
 Socket: E26 Keyless | Bulb: 60 G
 * Line Switch



B KW3118AB/WHT
 Antique-Burnished Brass | White

B KW3118AB/BLK
 Antique-Burnished Brass | Black

C KW3331AB/BLK
 Antique-Burnished Brass | White Marble | Black

C KW3331PN/BLK
 Polished Nickel | Black Marble | Black

D KW3410BZ/AB-BLK
 Bronze | Brass | Black





A ARN3006WHT
White | Brass

A ARN3006BLK
Black | Brass

B ARN3712WHT
White



B ARN3712BLK
Black



opposite page

A CHARLTON DESK LAMP
AERIN

ARN3006
H: 17" - 27" | W: 9.5" | Base: 8" Round
Socket: E26 Keyless | Bulb: 60 A
* Toggle on Base

B AUSTEN LARGE OFFSET TABLE LAMP
AERIN

ARN3712
H: 25.75" | W: 10.5" | Ext: 15"
Base: 9" x 10.5" Oval
Socket: E26 On-Off | Bulb: 40 A

C ARN3010HAB-WHT
Hand-Rubbed Antique Brass | White



C ARN3010HAB-HAB
Hand-Rubbed Antique Brass



C ARN3010HAB-BLK
Hand-Rubbed Antique Brass | Black



D TOB3212PN-AW
Polished Nickel | Antique White



D TOB3212HAB-AW
Hand-Rubbed Antique Brass | Antique White



D TOB3212HAB-BLK
Hand-Rubbed Antique Brass | Black



C CLEMENTE DESK LAMP
AERIN

ARN3010
H: 20.75" | W: 7" | Ext: 15.5"
Base: 7" Round
Socket: E26 Keyless | Bulb: 60 A
* Toggle on Base

D ANTONIO DESK LAMP
THOMAS O'BRIEN

TOB3212
H: 24" - 28" | W: 11" | Ext: 11" - 18.25"
Base: 11" Round
Socket: E26 On-Off | Bulb: 60 A
Shade: 2.25" x 4.5" x 8"

A **TOTIE TASK LAMP**
THOMAS O'BRIEN

TOB3142
H: 11" | W: 7" | Base: 5.5" Round
Socket: E26 Dimmer | Bulb: 40 A

A **TOB3142PN**
Polished Nickel

A **TOB3142HAB**
Hand-Rubbed Antique Brass

A **TOB3142BZ**
Bronze



B **WHITMAN DESK LAMP**
THOMAS O'BRIEN

TOB3513
H: 19" | W: 12.75" | Base: 7.75" Round
Socket: E26 Keyless | Bulb: 60 B
* Switch on Base

B **TOB3513PN-WG**
Polished Nickel | White Glass

B **TOB3513PN-PN**
Polished Nickel | Polished Nickel


B **TOB3513HAB-WG**
Hand-Rubbed Antique Brass | White Glass

B **TOB3513HAB-HAB**
Hand-Rubbed Antique Brass | Brass



B **TOB3513BZ/HAB-BZ**
Bronze | Brass | Bronze





A **TOB3197PN**
Polished Nickel

A **TOB3197AN**
Antique Nickel

A **TOB3197HAB**
Hand-Rubbed Antique Brass

A **TOB3197BZ**
Bronze

A **HENLEY TASK LAMP**
THOMAS O'BRIEN

TOB3197
H: 13" | W: 8.5" | Base: 6" Round
Socket: E26 Hi-Lo | Bulb: 60 A



B **TOB3190PN/WHT**
Polished Nickel | Antique White

B **TOB3190PN**
Polished Nickel

B **TOB3190HAB**
Hand-Rubbed Antique Brass

B **TOB3190BZ/HAB**
Bronze | Brass

B **CARLO TABLE LAMP**
THOMAS O'BRIEN

TOB3190
H: 21" | W: 15.5" | Base: 6.76" Round
Socket: E26 Keyless | Bulb: 60 A
Shade: 3" x 15.5"
* Hi-Lo Switch on Base



B **TOB3190PN/WHT**
Polished Nickel | Antique White

A **TOB3290PN-L**
Polished Nickel | Linen

A **TOB3290HAB-L**
Hand-Rubbed Antique Brass | Linen

A **TOB3290BZ/HAB-L**
Bronze | Hand-Rubbed Antique Brass | Linen



A **OSIRIS REFLECTOR TABLE LIGHT**
THOMAS O'BRIEN

TOB3290
H: 19" | W: 9.25" | Base: 9.25" Round
Socket: E26 On/Off | Bulb: 60 A

B **OSIRIS REFLECTOR ADJUSTABLE TABLE LIGHT**
THOMAS O'BRIEN

TOB3291
H: 28.5" - 38.5" | W: 12.5" | Base: 9.25" Round
Socket: E26 On/Off | Bulb: 60 A

B **TOB3291PN-L**
Polished Nickel | Linen

B **TOB3291HAB-L**
Hand-Rubbed Antique Brass | Linen

B **TOB3291BZ/HAB-L**
Bronze | Hand-Rubbed Antique Brass | Linen



C **S3260AI-HAB**
Aged Iron | Hand-Rubbed Antique Brass



opposite page

C **LOLA SMALL DESK LAMP**
IAN K. FOWLER

S3260
H: 12" | W: 5.5" | Ext: 17.75"
Base: 5.5" T-Shape
Socket: E26 Dimmer | Bulb: 40 T



A | **ARN3042HAB**
Hand-Rubbed Antique Brass



A | **LANCELOT PIVOTING DESK LAMP**
AERIN

ARN3042
H: 20.5" | W: 6" | Ext: 7.5"
Base: 6" Round
Socket: E17 In-Line Switch | Bulb: 4.5W LED R14

B | **ROUSSEAU BOOM ARM TABLE LAMP**
KELLY WEARSTLER

KW3585
H: 20.5" | W: 5.5" | Ext: 16"
Base: 5.5" Round | LED: 10w
* Dimmer

B | **KW3585PN-EC**
Polished Nickel | Etched Crystal

B | **KW3585AB-EC**
Antique-Burnished Brass | Etched Crystal

B | **KW3585BZ-EC**
Bronze | Etched Crystal



A | **ARN3042PN**
Polished Nickel


C | **GOODMAN DESK LAMP**
THOMAS O'BRIEN

TOB3536
H: 19" - 30" | Ext: 17 - 23" | Base: 7" Round
Socket: E26 On-Off | Bulb: 60 A

C | **TOB3536PN**
Polished Nickel

C | **TOB3536HAB**
Hand-Rubbed Antique Brass

C | **TOB3536BZ/HAB**
Bronze | Hand-Rubbed Antique Brass



| | | | |
|---|--|--|--------------------------------------|
| A SL3025PN Polished Nickel | A SL3025AN Antique Nickel | A SL3025HAB Hand-Rubbed Antique Brass | A SL3025BZ Bronze |
|---|--|--|--------------------------------------|



| | | | |
|---|--|---|--|
| B CHA8150PN-PN Polished Nickel | B CHA8150AN-AN Antique Nickel | B CHA8150AB-AB Antique-Burnished Brass | B CHA8150AB-LC Antique-Burnished Brass Linen Collar |
|---|--|---|--|



opposite page

A | **THE PIXIE DESK LAMP**
E. F. CHAPMAN

SL3025
H: 13" - 18.5" | Ext: 16" | Base: 5.5" Round
Socket: E12 Candelabra | Bulb: 25 B
Shade: 4.75" x 2.25"
* Hi-Lo in Base
©EFC DESIGNS

B | **PIMLICO TABLE LAMP**
E. F. CHAPMAN

CHA8150
H: 25" - 32.5" | Ext: 20.5" | Base: 6" Round
Socket: E26 Hi-Lo | Bulb: 60 A
Shade: 5" x 9" x 7.5"
©EFC DESIGNS

C | **ASPEN DESK LAMP**
IAN K. FOWLER

S3030
H: 24.25" - 31.75" | W: 6.25" | Ext: 19.75"
Base: 6.25" x 8.75" Rec.
Socket: E12 Candelabra | Bulb: 60 B
Shade: 6" x 6" x 4.5"
* Line Switch

C | **S3030GI-NP**
Gilded Iron | Natural Paper



C | **S3030BR-NP**
Black Rust | Natural Paper



A **BBL3090DW/SB-L**
Dark Walnut | Soft Brass | Linen



A **BBL3090DW/PN-L**
Dark Walnut | Polished Nickel | Linen



A **BBL3090DW/SB-L**
Dark Walnut | Soft Brass | Linen



B **SK3115PN-L**
Polished Nickel | Linen



C **TOB3222AI-NP**
Aged Iron | Natural Paper



B **SK3115HAB-L**
Hand-Rubbed Antique Brass | Linen



C **TOB3222GI-NP**
Gilded Iron | Natural Paper



opposite page

A **STYLUS LARGE ANGLED TABLE LAMP**
BARBARA BARRY

BBL3090
H: 33" | W: 16" | Ext: 17"
Base: 10" Round
Socket: E26 On-Off | Bulb: 75 A
Shade: 16" x 16" x 10"

D **ARN3003HAB-L**
Hand-Rubbed Antique Brass | Linen



D **ARN3003BLK-L**
Hand-Rubbed Antique Brass | Black | Linen



B **GRAVES DESK LAMP**
SUZANNE KASLER

SK3115
H: 18.25" - 28.75" | W: 13.25 - 16.5"
Base: 5.5" x 7.75" Rec.
Socket: E26 Keyless | Bulb: 75 A
Shade: 4.5" x 8" x 7.5"
* On/Off Switch on Base

C **MIA TABLE LAMP**
THOMAS O'BRIEN

TOB3222
H: 28.5" | W: 16.25" | Base: 8.5" Round
Socket: E26 Hi-Lo | Bulb: 60 A
Shade: 4.5" x 6" x 8"
Additional Options:
Polished Nickel | Natural Paper (PN-NP)

D **CLARKSON TABLE LAMP**
AERIN

ARN3003
H: 17" | W: 8" | Base: 7.5" Round
Socket: E12 Keyless | Bulb: 40 B
Shade: 3.75" x 5" x 5.5"
* Line Switch



A **TOB3725PN**
Polished Nickel | Crystal



A **TOB3725BZ**
Bronze | Crystal

B **SP3041HAB**
Hand-Rubbed Antique Brass | Crystal



B **SP3041PN**
Polished Nickel | Crystal



B **SP3041BZ**
Bronze | Crystal



C **AH3500PN**
Polished Nickel



opposite page

A **JENNINGS PHARMACY TABLE LAMP**
THOMAS O'BRIEN

TOB3725
H: 16.5" - 26.5" | W: 5" | Ext: 13.25"
Base: 5" x 8.25" Rec.
Socket: E26 Hi-Lo | Bulb: 60 T

B **MCCLEAN EASEL LIGHT**
J. RANDALL POWERS

SP3041
H: 19.75" | W: 12" | Base: 7" x 11.75" Rec.
Socket: 2 - E12 Candelabra | Bulb: 2 - 40 B
* Line Switch

C **ESTELLE DISPLAY LAMP**
ALEXA HAMPTON

AH3500
H: 22.25" | W: 16" | Base: 14.5" x 15.5" Triangle
Socket: E12 Candelabra | Bulb: 40 B
* Lamp Adjusts Vertically
* Line Switch
* Art Not Included

C **AH3500NB**
Natural Brass



C **AH3500GM**
Gun Metal

