

A sophisticated still life composition for a Ralph Lauren advertisement. Two fawn-colored pugs with dark faces and red collars are the central figures. One pug sits on a houndstooth-patterned suitcase, while the other sits on a round, houndstooth-patterned hatbox. To the left, a black top hat rests on a houndstooth-upholstered armchair. Behind the pugs, a large, dark green plaid suitcase is propped open, revealing a red and black plaid interior. The scene is set against a backdrop of light-colored, paneled walls and a dark, patterned floor. The overall aesthetic is classic and elegant, characteristic of Ralph Lauren's branding.

RALPH LAUREN



“A beautiful home reflects a sense of design and style, and is a place of comfort and refuge. When someone walks through the door they are immediately at home, whether they live there or are a guest.”

Ralph Lauren



HEIRESS SOFA

RL NUMBER: 750-01 | [LINK TO DETAILS](#)
W104" x D46" x H32" | METRIC: W264 x D117 x H81 CM



HEIRESS SOFA



HEIRESS GUERIDON TABLE



HEIRESS GUERIDON TABLE

RL NUMBER: 7500-42BM | [LINK TO DETAILS](#)
W30.25" x D29" x H29.25" | METRIC: W77 x D74 x H74 CM



HEIRESS PAINTED BOMBE CHEST
 RL NUMBER: 7501-48 | [LINK TO DETAILS](#)
 W52" x D22" x H37" | METRIC: W132 x D56 x H94 CM



HEIRESS PAINTED BOMBE CHEST



HOUGHTON II ARM CHAIR
RL NUMBER: 676-03 | [LINK TO DETAILS](#)
W37" x D38" x H34" | METRIC: W94 x D97 x H86 CM



LONGBRANCH OTTOMAN
RL NUMBER: 679-04PI | [LINK TO DETAILS](#)
W19" x D19" x H19" | METRIC: W48 x D48 x H48 CM



HOUGHTON II SOFA
RL NUMBER: 676-01 | [LINK TO DETAILS](#)
W98" x D38" x H34" | METRIC: W249 x D97 x H86 CM



LONGBRANCH COCKTAIL OTTOMAN
RL NUMBER: 679-04P | [LINK TO DETAILS](#)
W48" x D48" x H17" | METRIC: W122 x D122 x H43 CM



HOUGHTON II SECTIONAL
 RL NUMBER: 676-Z | [LINK TO DETAILS](#)
 W39" x D39" x H34" | METRIC: W99 x D99 x H86 CM



HOUGHTON II SECTIONAL



ARAN ISLES CHAIR

RL NUMBER: 212-03 | [LINK TO DETAILS](#)
 W36" x D41" x H34.75" | METRIC: W91 x D104 x H88 CM



ARAN ISLES OTTOMAN

RL NUMBER: 212-04 | [LINK TO DETAILS](#)
 W26" x D24" x H14.5" | METRIC: W66 x D61 x H37 CM



ARAN ISLES CHAIR, ARAN ISLES OTTOMAN



DEVONSHIRE WING CHAIR

RL NUMBER: 39200-03 | [LINK TO DETAILS](#)
 W40.5" x D35" x H48" | METRIC: W103 x D89 x H122 CM



DUCHESS SALON CHAIR

RL NUMBER: 866-03 | [LINK TO DETAILS](#)
 W32.25" x D28.5" x H34" | METRIC: W82 x D72 x H86 CM



DEVONSHIRE WING CHAIR



ST. GERMAIN OCCASIONAL CHAIR
 RL NUMBER: 895-03 | [LINK TO DETAILS](#)
 W28" x D29.5" x H36.5" | METRIC: W71 x D75 x H93 CM



DUKE COCKTAIL TABLE
 RL NUMBER: 1866-40 | [LINK TO DETAILS](#)
 W46" x D46" x H18.5" | METRIC: W117 x D117 x H47 CM



DUKE COCKTAIL TABLE
 ST. GERMAIN OCCASIONAL CHAIR



INDIAN COVE LODGE FAUTEUIL



INDIAN COVE LODGE FAUTEUIL

RL NUMBER: 741-03 | [LINK TO DETAILS](#)
W27.5" x D29" x H42" | METRIC: W70 x D74 x H107 CM



INDIAN COVE LODGE SOFA

RL NUMBER: 740-01 | [LINK TO DETAILS](#)
W108" x D48" x H34" | METRIC: W274 x D122 x H86 CM



TUFTED CLUB CHAIR
 RL NUMBER: 39206-03 | [LINK TO DETAILS](#)
 W36" x D43" x H37" | METRIC: W91 x D109 x H94 CM



WRITER'S CHAIR
 RL NUMBER: 913-03 | [LINK TO DETAILS](#)
 W41" x D41" x H37" | METRIC: W104 x D104 x H94 CM



WRITER'S CHAIR, WRITER'S OTTOMAN



WESTMINSTER LOUNGE RIGHT ARM FACING

ALSO AVAILABLE IN LEFT ARM FACING. SEE APPENDIX FOR MORE DETAILS



BEEKMAN COCKTAIL TABLE

RL NUMBER: 1809-40 | [LINK TO DETAILS](#)
W59.5" x D46.5" x H17" | METRIC: W151 x D118 x H43 CM



WESTMINSTER LOUNGE RIGHT ARM FACING

RL NUMBER: 880-06K | [LINK TO DETAILS](#)
W78" x D38" x H37" | METRIC: W198 x D97 x H94 CM



OLIVER CHAIR

RL NUMBER: 319-03 | [LINK TO DETAILS](#)
 W32" x D38" x H35.75" | METRIC: W81 x D97 x H91 CM



NOBLE ESTATE CLUB CHAIR

RL NUMBER: 081-03 | [LINK TO DETAILS](#)
 W32" x D41" x H37" | METRIC: W81 x D104 x H94 CM



OLIVER CHAIR



LOVELL SCROLL BACK CHAIR
 RL NUMBER: 658-03 | [LINK TO DETAILS](#)
 W34" x D38" x H36" | METRIC: W86 x D97 x H91 CM



NAILHEAD CLUB CHAIR
 RL NUMBER: 39204-03 | [LINK TO DETAILS](#)
 W28.5" x D35" x H31" | METRIC: W72 x D89 x H79 CM



NAILHEAD CLUB CHAIR



ERROL TUFTED CHAIR

RL NUMBER: 659-03 | [LINK TO DETAILS](#)
W36.5" x D39.5" x H35" | METRIC: W93 x D100 x H89 CM



GRANT CHAIR

RL NUMBER: 239-03 | [LINK TO DETAILS](#)
W35.5 x D39" x H32.5" | METRIC: W90 x D99 x H83 CM



ERROL OTTOMAN

RL NUMBER: 659-04 | [LINK TO DETAILS](#)
W33" x D23" x H17" | METRIC: W84 x D58 x H43 CM



FLORENCE STORAGE OTTOMAN

RL NUMBER: 214-04 | [LINK TO DETAILS](#)
W20" x D19" x H18" | METRIC: W51 x D48 x H46 CM



ARAN ISLES SOFA

RL NUMBER: 212-01 | [LINK TO DETAILS](#)
 W92.5" x D41" x H34.75" | METRIC: W235 x D104 x H88 CM



SHERWOOD SOFA

RL NUMBER: 681-76 | [LINK TO DETAILS](#)
 W76" x D45" x H30" | METRIC: W193 x D114 x H76 CM



CHATSWORTH HOUSE COCKTAIL OTTOMAN

RL NUMBER: 008-04 | [LINK TO DETAILS](#)
 W54" x D35.5" x H17.5" | METRIC: W137 x D90 x H44 CM



OS DE MOUTON BENCH

RL NUMBER: 39204-09 | [LINK TO DETAILS](#)
 W58.5" x D19.5" x H18.5" | METRIC: W149 x D50 x H47 CM



ROWLAND COCKTAIL TABLE
 RL NUMBER: 39528-40 | [LINK TO DETAILS](#)
 W42" x D18.5" x H16" | METRIC: W107 x D47 x H41 CM



ROWLAND SIDE TABLE
 RL NUMBER: 39528-41 | [LINK TO DETAILS](#)
 W22" x D22" x H16" | METRIC: W56 x D56 x H41 CM



ALFRED CHAIR
 RL NUMBER: 184-03 | [LINK TO DETAILS](#)
 W32" x D38" x H34.5" | METRIC: W81 x D97 x H88 CM



ARTIST'S CHAIR
 RL NUMBER: 137-03 | [LINK TO DETAILS](#)
 W39.5 x D43" x H38" | METRIC: W100 x D109 x H97 CM



FAIRVIEW UPHOLSTERED CLUB CHAIR

RL NUMBER: RLU3088-34 | [LINK TO DETAILS](#)
W34" x D39" x H34" | METRIC: W86 x D99 x H86 CM
FINISH: ESTATE MAHOGANY | STANDARD FEATURES: MAHOGANY PLANE SAWN



FAIRVIEW SOFA | FAIRVIEW LOVE SEAT

RL NUMBER: SOFA: RLUI088-88; LOVE SEAT: RLND0421-016 | [LINK TO DETAILS](#)
SOFA: W100" x D39" x H34" | METRIC: W254 x D99 x H86 CM
LOVE SEAT: W70" x D39" x H34" | METRIC: W178 x D99 x H86 CM
FINISH: POLISHED ESTATE MAHOGANY | STANDARD FEATURES: MAHOGANY PLANE SAWN



CLIVEDON CARVED CHAIR

RL NUMBER: 112-03 | [LINK TO DETAILS](#)
 W30" x D28" x H40" | METRIC: W76 x D70 x H102



CLIVEDON CONSOLE

RL NUMBER: 1803-44S; 1803-44B | [LINK TO DETAILS](#)
 W52" x D20" x H37" | METRIC: W132 x D51 x H94 CM



CLIVEDON CARVED CHAIR



CANNES ROUND COCKTAIL TABLE

RL NUMBER: RL51006 | [LINK TO DETAILS](#)
W42" x D42" x H16" | METRIC: W107 x D107 x H41 CM
FINISH: CANNES BRASS | STANDARD FEATURES: VOLAKAS STONE, BRASS METAL



DEVEAUX CHAIR

RL NUMBER: RLU3091-33 | [LINK TO DETAILS](#)
W33.75" x D31.25" x H33" | METRIC: W86 x D79 x H84 CM
FINISH: ESTATE GILDING | STANDARD FEATURES: BEECH WOOD



DEVEAUX SOFA

RL NUMBER: RLU2091-71 | [LINK TO DETAILS](#)
W72" x D32.5" x H33" | METRIC: W183 x D83 x H84 CM
FINISH: ESTATE GILDING | STANDARD FEATURES: BEECH WOOD



FANNING MIRROR

RL NUMBER: 39522-04 | [LINK TO DETAILS](#)
 W38" x D3.5" x H60" | METRIC: W97 x D9 x H152 CM



EVERETT CONSOLE

RL NUMBER: 39521-44 | [LINK TO DETAILS](#)
 W108" x D25.5" x H31" | METRIC: W274 x D65 x H79 CM



EVERETT CONSOLE



BRYCE END TABLE

RL NUMBER: 38100-42 | [LINK TO DETAILS](#)
W31" x D31" x H25.25" | METRIC: W79 x D79 x H64 CM



BANNING ANCANTHUS OCCASIONAL TABLE

RL NUMBER: 39538-42 | [LINK TO DETAILS](#)
W30" x D30" x H26" | METRIC: W76 x D76 x H66 CM



ANGELINE END TABLE

RL NUMBER: 38200-41 | [LINK TO DETAILS](#)
W21" x D21" x H20.5" | METRIC: W53 x D53 x H52 CM



MODERN SANDS CONSOLE

RL NUMBER: 39101-44S, 39101-44B | [LINK TO DETAILS](#)
W66" x D23" x H34" | METRIC: W168 x D58 x H87 CM



NEW BOHEMIAN BEDSIDE TABLE
 RL NUMBER: 1900-06 | [LINK TO DETAILS](#)
 W30" x D30" x H30" | METRIC: W76 x D76 x H76 CM



TAVERN TABLE
 RL NUMBER: 39202-42 | [LINK TO DETAILS](#)
 W26" x D26" x H26" | METRIC: W66 x D66 x H66 CM



TAVERN TABLE



ONE FIFTH DRINKS TROLLEY



ONE FIFTH BOMBE CHEST
RL NUMBER: 4600-48 | [LINK TO DETAILS](#)
W47.75" x D20" x H33.5 | METRIC: W121 x D51 x H85 CM



ONE FIFTH DRINKS TROLLEY
RL NUMBER: 8302-25 | [LINK TO DETAILS](#)
W47.5" x D23.75" x H37" | METRIC: W121 x D60 x H94 CM



ONE FIFTH MIRROR

RL NUMBER: 8302-04 | [LINK TO DETAILS](#)
 W34.5" x D2" x H70" | METRIC: W88 x D5 x H178 CM



ONE FIFTH MIRROR



ONE FIFTH SCROLL HALL TABLE



ONE FIFTH SCROLL HALL TABLE

RL NUMBER: 4602-55 | [LINK TO DETAILS](#)
W42" x D42" x H29.5" | METRIC: W107 x D107 x H75 CM



NOBLE ESTATE DINING SIDE CHAIR
 RL NUMBER: 102-28X | [LINK TO DETAILS](#)
 W22.5" x D24.25" x H41" | METRIC: W57 x D62 x H104 CM



BROOK STREET DESK
 RL NUMBER: 7610-45X | [LINK TO DETAILS](#)
 W69" x D36" x H30" | METRIC: W175 x D91 x H76 CM



BROOK STREET DESK, NOBLE ESTATE DINING CHAIR



MAGDALENE SECRETARY, MAYFAIR OCCASIONAL CHAIR



MAYFAIR OCCASIONAL CHAIR
RL NUMBER: 090-29 | [LINK TO DETAILS](#)
W22" x D25.75" x H36" | METRIC: W56 x D65 x H91 CM



MAGDALENE SECRETARY
RL NUMBER: 38100-23 | [LINK TO DETAILS](#)
W44.5" x D21.25" x H89.25" | METRIC: W113 x D54 x H227 CM



MAYFAIR BERGERE CHAIR

RL NUMBER: 30000-03 | [LINK TO DETAILS](#)
 W27.5" x D34.25" x H41.25" | METRIC: W70 x D87 x H105 CM



MAYFAIR SIDE TABLE

RL NUMBER: 1854-42 | [LINK TO DETAILS](#)
 W26" x D26" x H27" | METRIC: W66 x D66 x H69 CM



MAYFAIR BERGERE CHAIR



EDWARDIAN BOOKCASE
 RL NUMBER: 39204-49 | [LINK TO DETAILS](#)
 W82.5 x D16.25 x H100.5 | METRIC: W210 x D41 x H255 CM



EDWARDIAN BOOKCASE



DALEHURST LARGE CONSOLE

RL NUMBER: RL53006 | [LINK TO DETAILS](#)

W73.5" x D24.5" x H32" | METRIC: W187 x D62 x H81 CM

FINISH: POLISHED ESTATE MAGHOANY | STANDARD FEATURES: KHAYA CROWN VENEER, KHAYA WOOD



DALEHURST SMALL CONSOLE

RL NUMBER: RL53005 | [LINK TO DETAILS](#)

W41.5" x D17.5" x H32" | METRIC: W105 x D45 x H81 CM

FINISH: POLISHED ESTATE MAGHOANY | STANDARD FEATURES: KHAYA CROWN VENEER, KHAYA WOOD



DALEHURST LIBRARY TABLE

RL NUMBER: RL53007 | [LINK TO DETAILS](#)

W111.5" x D45.5" x H30.75" | METRIC: W283 x D116 x H78 CM

FINISH: AGED MAHOGANY | STANDARD FEATURES: KHAYA CROWN VENEER, KHAYA WOOD



FARREN WRITING DESK

RL NUMBER: RL71005 | [LINK TO DETAILS](#)

W71" x D36" x H31" | METRIC: W180 x D91 x H79 CM

FINISH: POLISHED ESTATE MAGHOANY, BURNISHED BRASS | LEATHER FINISH: FARREN REGENCY

STANDARD FEATURES: KHAYA CROWN VENEER, KHAYA WOOD, BRASS

BUFFALO FULL VEGETABLE TANNED 1.2-1.4MM THICK LEATHER



ALLEYN DINING TABLE



ALLEYN BAR TROLLEY

RL NUMBER: 39539-25 | [LINK TO DETAILS](#)
W48" x D23" x H35" | METRIC: W122 x D58 x H89 CM



ALLEYN DINING TABLE

RL NUMBER: 38102-20 | [LINK TO DETAILS](#)
W72" x D72" x H30" | METRIC: W183 x D183 x H76 CM



DUCHESS DINING CHAIR
 RL NUMBER: 068-27 | [LINK TO DETAILS](#)
 W25" x D28" x H34" | METRIC: W64 x D71 x H86 CM



EMPIRE PEDESTAL TABLE
 RL NUMBER: 1867-20 | [LINK TO DETAILS](#)
 W84" x D30" x H30.5" | METRIC: W214 x D76 x H78 CM



DUCHESS DINING CHAIR, EMPIRE PEDESTAL TABLE



BASALT HALL TABLE



BASALT CONSOLE

RL NUMBER: 39553-44 | [LINK TO DETAILS](#)
W89.5" x D22.25" x H35" | METRIC: W227 x D57 x H89 CM



BASALT HALL TABLE

RL NUMBER: 38100-55 | [LINK TO DETAILS](#)
W54" x D54" x H30" | METRIC: W137 x D137 x H76 CM



BASALT OCCASIONAL TABLE
 RL NUMBER: 39553-42 | [LINK TO DETAILS](#)
 W30" x D30" x H27.25" | METRIC: W76 x D76 x H69 CM



BASALT DINING TABLE
 RL NUMBER: 39553-20 | [LINK TO DETAILS](#)
 W68" x D68" x H30" | METRIC: W173 x D173 x H76 CM



BASALT DINING TABLE



MAYFAIR DINING ARM CHAIR, MAYFAIR DINING SIDE CHAIR,
MAYFAIR DOUBLE PEDESTAL DINING TABLE



MAYFAIR DINING ARM CHAIR
 RL NUMBER: 30000-27 | [LINK TO DETAILS](#)
 W24" x D26.5" x H35.5" | METRIC: W61 x D67 x H90 CM



MAYFAIR DINING SIDE CHAIR
 RL NUMBER: 30000-28 | [LINK TO DETAILS](#)
 W20.5 x D26.5 x H35.5 | METRIC: W52 x D67 x H90 CM



MAYFAIR DOUBLE PEDESTAL DINING TABLE
 RL NUMBER: 1855-20 | [LINK TO DETAILS](#)
 W132" x D48" x H30" | METRIC: W335 x D122 x H76 CM



DUKE SIDE CHAIR

RL NUMBER: 868-28 | [LINK TO DETAILS](#)
W22.25" x D24.5" x H37.5" | METRIC: W57 x D62 x H95 CM



MAYFAIR CENTER TABLE

RL NUMBER: 1853-55 | [LINK TO DETAILS](#)
W50" x D50" x H30" | METRIC: W127 x D127 x H76 CM



DUKE SIDE CHAIR, MAYFAIR DOUBLE PEDESTAL DINING TABLE



CONSERVATORY GARDEN DINING SIDE CHAIR
 RL NUMBER: 2300-28X | [LINK TO DETAILS](#)
 W22.75" x D22.75" x H38.75" | METRIC: W57 x D58 x H98 CM



HITHER HILLS STUDIO DINING ARM CHAIR
 RL NUMBER: 1905-27 | [LINK TO DETAILS](#)
 W26.5" x D23.5" x H29.75" | METRIC: W67 x D60 x H76 CM



HITHER HILLS STUDIO DINING ARM CHAIR



HEIRESS DINING TABLE

RL NUMBER: 7501-20 | [LINK TO DETAILS](#)
 W60" x D60" x H30" | METRIC: W152 x D152 x H76 CM



HEIRESS DOUBLE PEDESTAL DINING TABLE

RL NUMBER: 7500-20 | [LINK TO DETAILS](#)
 W144" x D54" x H30" | METRIC: W366 x D137 x H76 CM



HEIRESS DINING TABLE



ALASTAIR SIDE CHAIR

RL NUMBER: RL40008 | [LINK TO DETAILS](#)
W21.75" x D25.5" x H34" | METRIC: W55 x D65 x H86 CM
FINISH: PARCEL GILT BLACK | STANDARD FEATURES: KHAYA WOOD



ALASTAIR ARM CHAIR

RL NUMBER: RL41008 | [LINK TO DETAILS](#)
W21.75" x D25.5" x H34" | METRIC: W55 x D65 x H86 CM
FINISH: PARCEL GILT BLACK | STANDARD FEATURES: KHAYA WOOD



HOFFMAN ROUND TABLE MAHOGANY

RL NUMBER: RL54009 | [LINK TO DETAILS](#)

W68" x D68" x H30" | METRIC: W173 x D173 x H76 CM

FINISH: POLISHED ESTATE MAGHOANY | STANDARD FEATURES: KHAYA STRAIGHT GAIN VENEER, KHAYA WOOD



LORING DINING CHAIR

RL NUMBER: RL40007 | [LINK TO DETAILS](#)

W21" x D24.75" x H39" | METRIC: W53 x D63 x H99 CM

FINISH: POLISHED ESTATE MAHOGANY | STANDARD FEATURES: KHAYA WOOD



NEWCOMB BED

RL NUMBER: QUEEN: 654-10; KING: 654-12 | [LINK TO DETAILS](#)
 Q: W67.25" x D85.5" x H54"; K: W83.25" x D86.5" x H54"
 METRIC: Q: W171 x D220 x H137 CM; K: W211 x D220 x H137 CM



HEIRESS BED

RL NUMBER: QUEEN: 753-10; KING: 753-12 | [LINK TO DETAILS](#)
 Q: W66" x D86" x H59"; K: W82" x D86" x H59"
 METRIC: Q: W168 x D218 x H150 CM; K: W208 x D218 x H150 CM



CLIVEDON TUFTED BED

RL NUMBER: QUEEN: 111-10; KING: 111-12 | [LINK TO DETAILS](#)
Q: W68.5" x D111" x H56.5"; K: W84.5 x D111" x H56.5 | METRIC: Q: W174 x D282 x H144 CM; K: W215 x D282 x H144 CM



CANNES GUERIDON END TABLE

RL NUMBER: 7400-42 | [LINK TO DETAILS](#)
W29" x D29" x H29.5" | METRIC: W74 x D74 x H75 CM



CLIVEDON TUFTED BED



BROOK STREET BEDSIDE CHEST

RL NUMBER: 7620-06 | [LINK TO DETAILS](#)
W31" x D20" x H29" | METRIC: W79 x D51 x H74 CM



BROOK STREET CHEST

RL NUMBER: 7620-48 | [LINK TO DETAILS](#)
W48" x D21" x H37.25" | METRIC: W122 x D53 x H95 CM



BROOK STREET CHEST



YEARDLEY CHEST



YEARDLEY BEDSIDE CHEST

RL NUMBER: 39519-06S | [LINK TO DETAILS](#)
W36" x D21" x H30.25" | METRIC: W92 x D53 x H77 CM



YEARDLEY CHEST

RL NUMBER: 39519-05B | [LINK TO DETAILS](#)
W48" x D21" x H37" | METRIC: W122 x D53 x H94 CM



ESTIENNE MIRROR

RL NUMBER: 38100-04 | [LINK TO DETAILS](#)
W31" x D1.5" x H60.25" | METRIC: W79 x D4 x H153 CM



ELLIOTT MIRROR

RL NUMBER: 39521-04 | [LINK TO DETAILS](#)
W42" x D5" x H54" | METRIC: W107 x D13 x H137 CM



DUKE BRASS MIRROR

RL NUMBER: 1866-04 | [LINK TO DETAILS](#)
W40" x D1.5" x H60" | METRIC: W102 x D4 x H153 CM



APPENDIX



ALASTAIR ARM CHAIR

RL NUMBER:
RL41008

FINISH:
PARCEL GILT BLACK

STANDARD FEATURES:
KHAYA WOOD

DIMENSIONS:
W21.75" x D25.5" x H34"

METRIC DIMENSIONS:
W55 x D65 x H86 CM
[LINK TO IMAGE](#)



ALASTAIR ARM CHAIR

RL NUMBER:
RL40008

FINISH:
PARCEL GILT BLACK

STANDARD FEATURES:
KHAYA WOOD

DIMENSIONS:
W21.75" x D25.5" x H34"

METRIC DIMENSIONS:
W55 x D65 x H86 CM
[LINK TO IMAGE](#)



ALFRED CHAIR

RL NUMBER:
184-03

FINISH:
STANDARD FINISHES AVAILABLE

STANDARD FEATURES:
TIGHT SEAT
TUFTED BACK
#9 NAIL TRIM
FRONT CASTERS AVAILABLE IN
ANTIQUE BRASS OR POLISHED
NICKEL

DIMENSIONS:
W32" x D38" x H34.5"
ARM HEIGHT: 25"
ARM WIDTH: 5"
SEAT HEIGHT: 18"
SITTING DEPTH: 25"
BETWEEN ARMS: 20.5

METRIC DIMENSIONS:
W81 x D97 x H88 CM
ARM HEIGHT: 64 CM
ARM WIDTH: 13 CM
SEAT HEIGHT: 46 CM
SITTING DEPTH: 64 CM
BETWEEN ARMS: 52 CM
[LINK TO IMAGE](#)



ALLEYN BAR TROLLEY

RL NUMBER:
39539-25

FINISH:
MEDIUM MAHOGANY

STANDARD FEATURES:
SWIRL MAHOGANY FRAME
POLISHED STAINLESS
STEEL HARDWARE

DIMENSIONS:
W48" x D23" x H35"

METRIC DIMENSIONS:
W122 x D58 x H89 CM
[LINK TO IMAGE](#)



ALLEYN DINING TABLE

RL NUMBER:
38102-20 ANTIQUE BRASS CASTERS
38100-20 POLISHED NICKEL CASTERS

FINISH:
MEDIUM MAHOGANY

STANDARD FEATURES:
SWIRL MAHOGANY FRAME
ANTIQUE BRASS OR POLISHED NICKEL
CASTERS

DIMENSIONS:
W72" x D72" x H30"

METRIC DIMENSIONS:
W183 x D183 x H76 CM
[LINK TO IMAGE](#)



ANGELINE END TABLE

RL NUMBER:
38200-41

FINISH:
BLACK CHINOISERIE

STANDARD FEATURES:
QUARTERED MAHOGANY FRAME
HAND-PAINTED CHINOISERIE MOTIFS

DIMENSIONS:
W21" x D21" x H20.5"

METRIC DIMENSIONS:
W53 x D53 x H52 CM
[LINK TO IMAGE](#)



Aran Isles Chair

RL NUMBER:
212-03 CHAIR
212-04 OTTOMAN

FINISH:
STANDARD FINISHES AVAILABLE

STANDARD FEATURES:
ELITE SPRINGDOWN SEAT CUSHION
OXFORD DOWN BACK PILLOW
#9 AND #50 NAIL TRIM
OTTOMAN HAS TIGHT TOP

DIMENSIONS:
W36" x D41" x H34.75"
ARM HEIGHT: 24.75"
ARM WIDTH: 6.5
SEAT HEIGHT: 18"
SITTING DEPTH: 24"
BETWEEN ARMS: 23"
OTTOMAN: W26" x D24" x H14.5

METRIC DIMENSIONS:
W91 x D104 x H88 CM
ARM HEIGHT: 63 CM
ARM WIDTH: 17 CM
SEAT HEIGHT: 46 CM
SITTING DEPTH: 61 CM
BETWEEN ARMS: 58 CM
OTTOMAN: W66 x D61 x H37 CM
[LINK TO IMAGE](#)



Aran Isles Sofa

RL NUMBER:
212-01

FINISH:
STANDARD FINISHES AVAILABLE

STANDARD FEATURES:
ONE ELITE SPRINGDOWN SEAT CUSHION
THREE OXFORD DOWN BACK PILLOWS
TWO FEATHERDOWN THROW PILLOWS (20" x 20")
#9 AND #50 SPACED NAIL TRIM
SINGLE WELT TRIM

DIMENSIONS:
W92.5" x D41" x H34.75"
ARM HEIGHT: 24.75"
ARM WIDTH: 6.5
SEAT HEIGHT: 18"
SITTING DEPTH: 24"
BETWEEN ARMS: 79"

METRIC DIMENSIONS:
W235 x D104 x H88 CM
ARM HEIGHT: 63 CM
ARM WIDTH: 17 CM
SEAT HEIGHT: 46 CM
SITTING DEPTH: 61 CM
BETWEEN ARMS: 201 CM
[LINK TO IMAGE](#)



Artist's Chair

RL NUMBER:
137-03

FINISH:
STANDARD FINISHES AVAILABLE

STANDARD FEATURES:
ELITE SPRINGDOWN SEAT CUSHION
TIGHT BACK
#9 NAIL TRIM
SINGLE WELT TRIM
FRONT CASTERS AVAILABLE IN
ANTIQUE BRASS OR POLISHED NICKEL

DIMENSIONS:
W39.5" x D43" x H38"
ARM HEIGHT: 23.25"
ARM WIDTH: 9.5
SEAT HEIGHT: 18"
SITTING DEPTH: 24"
BETWEEN ARMS: 20.5

METRIC DIMENSIONS:
W100 x D109 x H97 CM
ARM HEIGHT: 59 CM
ARM WIDTH: 24 CM
SEAT HEIGHT: 46 CM
SITTING DEPTH: 61 CM
BETWEEN ARMS: 52 CM
[LINK TO IMAGE](#)



Banning Ancanthus Occasional Table

RL NUMBER:
39538-42

FINISH:
BUTLER SILVER

STANDARD FEATURES:
NERO MARQUINA MARBLE TOP
POLISHED NICKEL BASE

DIMENSIONS:
W30" x D30" x H26"

METRIC DIMENSIONS:
W76 x D76 x H66 CM
[LINK TO IMAGE](#)



Basalt Console

RL NUMBER:
39553-44

FINISH:
PENTHOUSE MAHOGANY

STANDARD FEATURES:
SWIRL MAHOGANY FRAME
POLISHED NICKEL HARDWARE

DIMENSIONS:
W89.5" x D22.25" x H35"

METRIC DIMENSIONS:
W227 x D57 x H89 CM
[LINK TO IMAGE](#)



Basalt Dining Table

RL NUMBER:
39553-20

FINISH:
PENTHOUSE MAHOGANY

STANDARD FEATURES:
SWIRL MAHOGANY FRAME

DIMENSIONS:
W68" x D68" x H30"

METRIC DIMENSIONS:
W173 x D173 x H76 CM
[LINK TO IMAGE](#)



BASALT HALL TABLE

RL NUMBER:
38100-55

FINISH:
ONE FIFTH BLACK

STANDARD FEATURES:
QUARTERED MAHOGANY FRAME

DIMENSIONS:
W54" x D54" x H30"

METRIC DIMENSIONS:
W137 x D137 x H76 CM

[LINK TO IMAGE](#)



BASALT OCCASIONAL TABLE

RL NUMBER:
39553-42

FINISH:
PENTHOUSE MAHOGANY

STANDARD FEATURES:
SWIRL MAHOGANY FRAME

DIMENSIONS:
W30" x D30" x H27.25"

METRIC DIMENSIONS:
W76 x D76 x H69 CM

[LINK TO IMAGE](#)



BEEKMAN COCKTAIL TABLE

RL NUMBER:
1809-40

FINISH:
ONE FIFTH BLACK

STANDARD FEATURES:
MAHOGANY FRAME WITH CARVED MAHOGANY LEGS

DIMENSIONS:
W59.5" x D46.5" x H17"

METRIC DIMENSIONS:
W151 x D118 x H43 CM

[LINK TO IMAGE](#)



BROOK STREET BEDSIDE CHEST

RL NUMBER:
7620-06

FINISH:
PIANO BLACK

STANDARD FEATURES:
QUARTERED MAHOGANY FRAME
BLACK CROCODILE EMBOSSED LEATHER
BUTLER SILVER FERRULES AND HARDWARE

DIMENSIONS:
W31" x D20" x H29"

METRIC DIMENSIONS:
W79 x D51 x H74 CM

[LINK TO IMAGE](#)



BROOK STREET CHEST

RL NUMBER:
7620-48

FINISH:
PIANO BLACK

STANDARD FEATURES:
QUARTERED MAHOGANY FRAME
BUTLER SILVER HARDWARE
BLACK CROCODILE EMBOSSED LEATHER DRAWER FRONTS

DIMENSIONS:
W48" x D21" x H37.25"

METRIC DIMENSIONS:
W122 x D53 x H95 CM

[LINK TO IMAGE](#)



BROOK STREET DESK

RL NUMBER:
7610-45X

FINISH:
PIANO BLACK

STANDARD FEATURES:
QUARTERED MAHOGANY FRAME
CHOCOLATE BROWN LEATHER TOP WITH HAND APPLIED SILVER LEAF DETAIL
PULL OUT TRAY ON EACH SIDE
ANTIQUE SILVER HARDWARE
FIVE DRAWERS

DIMENSIONS:
W69" x D36" x H30"

METRIC DIMENSIONS:
W175 x D91 x H76 CM

[LINK TO IMAGE](#)



BRYCE END TABLE

RL NUMBER:
38100-42

FINISH:
MEDIUM MAHOGANY

STANDARD FEATURES:
SWIRL MAHOGANY FRAME

DIMENSIONS:
W31" x D31" x H25.25"

METRIC DIMENSIONS:
W79 x D79 x H64 CM

[LINK TO IMAGE](#)



**CANNES GUERIDON
END TABLE**

RL NUMBER:
7400-42

FINISH:
CANNES BRASS

STANDARD FEATURES:
VOLAKAS STONE TOP
BRASS BASE

DIMENSIONS:
W29" x D29" x H29.5"

METRIC DIMENSIONS:
W74 x D74 x H75 CM

[LINK TO IMAGE](#)



**CANNES ROUND COCKTAIL
TABLE**

RL NUMBER:
RL51006

FINISH:
CANNES BRASS

STANDARD FEATURES:
VOLAKAS STONE, BRASS METAL

DIMENSIONS:
W42" x D42" x H16"

METRIC DIMENSIONS:
W107 x D107 x H41 CM

[LINK TO IMAGE](#)



**CHATSWORTH HOUSE
COCKTAIL OTTOMAN**

RL NUMBER:
008-04

FINISH:
STANDARD FINISHES AVAILABLE

STANDARD FEATURES:
HAND-CARVED LEGS
TUFTED TOP
#15 NAIL TRIM
WELTLESS

DIMENSIONS:
W54" x D35.5" x H17.5"

METRIC DIMENSIONS:
W137 x D90 x H44 CM

[LINK TO IMAGE](#)



CLIVEDON CARVED CHAIR

RL NUMBER:
112-03

FINISH:
STANDARD FINISHES AVAILABLE

STANDARD FEATURES:
TIGHT SEAT AND BACK
#9 NAIL TRIM
WELTLESS

DIMENSIONS:
W30" x D28" x H40"
ARM HEIGHT: 26"
ARM WIDTH: 3"
SEAT HEIGHT: 19"
SITTING DEPTH: 21"
BETWEEN ARMS: 22"

METRIC DIMENSIONS:
W76 x D70 x H102 CM
ARM HEIGHT: 66 CM
ARM WIDTH: 8 CM
SEAT HEIGHT: 48 CM
SITTING DEPTH: 53 CM
BETWEEN ARMS: 56 CM

[LINK TO IMAGE](#)



CLIVEDON CONSOLE

RL NUMBER:
1803-44

FINISH:
MACASSAR

STANDARD FEATURES:
FAUX MACASSAR EBONY FRAME
NICKEL TRIM AND HARDWARE
ABSOLUTE BLACK MARBLE TOP
TWO DRAWERS

DIMENSIONS:
W52" X D20" X H37"

METRIC DIMENSIONS:
W132 X D51 X H94 CM

[LINK TO IMAGE](#)



CLIVEDON TUFTED BED

RL NUMBER:
III-10 QUEEN
III-12 KING

FINISH:
SELECT FINISHES AVAILABLE

STANDARD FEATURES:
QUARTERED MAHOGANY
FRAME WITH HAND-CARVED
SOLID MAHOGANY DETAILS
TUFTED HEADBOARD
AND FOOTBOARD
#9 NAIL TRIM
ANTIQUE BRASS FERRULES

DIMENSIONS
Q: III-10
W68.5" x D111" x H56.5"
K: III-12
W84.5" x D111" x H56.5"
HEADBOARD HEIGHT: 56.5
FOOTBOARD HEIGHT: 35"

METRIC DIMENSIONS
Q: III-10
W174 x D282 x H144 CM
K: III-12
W215 x D282 x H144 CM
HEADBOARD HEIGHT: 144 CM
FOOTBOARD HEIGHT: 89 CM

[LINK TO IMAGE](#)



CONSERVATORY GARDEN
DINING SIDE CHAIR

RL NUMBER:
2300-28X

FINISH:
STANDARD FINISHES AVAILABLE

STANDARD FEATURES:
TIGHT SEAT AND BACK
DOUBLE WELT TRIM

DIMENSIONS:
W22.75" x D23" x H38.75"
SEAT HEIGHT: 19"
SITTING DEPTH: 17.5

METRIC DIMENSIONS:
W57 x D58 x H98 CM
SEAT HEIGHT: 48 CM
SITTING DEPTH: 45 CM

[LINK TO IMAGE](#)



DALEHURST LARGE CONSOLE

RL NUMBER:
RL53006

FINISH:
POLISHED ESTATE MAGHOANY

STANDARD FEATURES:
KHAYA CROWN VENEER
KHAYA WOOD

DIMENSIONS:
W73.5" x D24.5" x H32"

METRIC DIMENSIONS:
W187 x D62 x H81 CM

[LINK TO IMAGE](#)



DALEHURST LIBRARY TABLE

RL NUMBER:
RL53007

FINISH:
AGED MAHOGANY

STANDARD FEATURES:
KHAYA CROWN VENEER
KHAYA WOOD

DIMENSIONS:
W111.5" x D45.5" x H30.75"

METRIC DIMENSIONS:
W283 x D116 x H78 CM

[LINK TO IMAGE](#)



DALEHURST SMALL
CONSOLE

RL NUMBER:
RL53005

FINISH:
POLISHED ESTATE MAGHOANY

STANDARD FEATURES:
KHAYA CROWN VENEER
KHAYA WOOD

DIMENSIONS:
W41.5" x D17.5" x H32"

METRIC DIMENSIONS:
W105 x D45 x H81 CM

[LINK TO IMAGE](#)



DEVEAUX CHAIR

RL NUMBER:
RLU3091-33

FINISH:
ESTATE GILDING

STANDARD FEATURES:
BEECH WOOD

DIMENSIONS:
W33.75" x D31.25" x H33"

METRIC DIMENSIONS:
W86 x D79 x H84 CM

[LINK TO IMAGE](#)



DEVEAUX SOFA

RL NUMBER:
RLU2091-71

FINISH:
ESTATE GILDING

STANDARD FEATURES:
BEECH WOOD

DIMENSIONS:
W72" x D32.5" x H33"

METRIC DIMENSIONS:
W183 x D83 x H84 CM

[LINK TO IMAGE](#)



DEVONSHIRE WING CHAIR

RL NUMBER:
39200-03

FINISH:
STANDARD FINISHES AVAILABLE

STANDARD FEATURES:
ELITE SPRINGDOWN SEAT CUSHION
TIGHT BACK
SINGLE WELT TRIM

DIMENSIONS:
W40.5" x D35" x H48"

METRIC DIMENSIONS:
W103 x D89 x H122 CM

[LINK TO IMAGE](#)



DUCHESS DINING CHAIR

RL NUMBER:
068-27

FINISH:
STANDARD FINISHES AVAILABLE

STANDARD FEATURES:
ELITE SPRINGDOWN SEAT CUSHION
TIGHT BACK
DOUBLE WELT TRIM
SADDLE STITCHING ON FRAME

DIMENSIONS:
W25" x D28" x H34"
ARM HEIGHT: 26"
ARM WIDTH: 1.5
SEAT HEIGHT: 20"
SITTING DEPTH: 19"
BETWEEN ARMS: 18.5

METRIC DIMENSIONS:
W64 x D71 x H86 CM
ARM HEIGHT: 66 CM
ARM WIDTH: 4 CM
SEAT HEIGHT: 51 CM
SITTING DEPTH: 48 CM
BETWEEN ARMS: 47 CM

[LINK TO IMAGE](#)



DUCHESS SALON CHAIR

RL NUMBER:
866-03

FINISH:
STANDARD FINISHES AVAILABLE

STANDARD FEATURES:
ELITE SPRINGDOWN SEAT CUSHION
TIGHT BACK
DOUBLE WELT TRIM

DIMENSIONS:
W32.25" x D28.5" x H34"
ARM HEIGHT: 23.5
ARM WIDTH: 1.5
SEAT HEIGHT: 16.5
SITTING DEPTH: 21"
BETWEEN ARMS: 27"

METRIC DIMENSIONS:
W82 x D72 x H86 CM
ARM HEIGHT: 60 CM
ARM WIDTH: 4 CM
SEAT HEIGHT: 42 CM
SITTING DEPTH: 53 CM
BETWEEN ARMS: 69 CM

[LINK TO IMAGE](#)



DUKE BRASS MIRROR

RL NUMBER:
1866-04

FINISH:
OXIDIZED BRASS

STANDARD FEATURES:
CLEAR MIRROR
BEVEL

DIMENSIONS:
W40" x D1.5" x H60"

METRIC DIMENSIONS:
W102 x D4 x H153 CM

[LINK TO IMAGE](#)



DUKE COCKTAIL TABLE

RL NUMBER:
1866-40

FINISH:
PENTHOUSE ROSEWOOD

STANDARD FEATURES:
SANTOS ROSEWOOD FRAME
FOUR NESTING TABLES / BENCHES

DIMENSIONS:
W46" x D46" x H18.5"

METRIC DIMENSIONS:
W117 x D117 x H47 CM

[LINK TO IMAGE](#)



Duke Side Chair

RL NUMBER:
868-28

FINISH:
STANDARD FINISHES AVAILABLE

STANDARD FEATURES:
TIGHT SEAT
TIGHT BACK
#9 NAIL TRIM
SADDLE STITCHING ON FRAME

DIMENSIONS:
W22.25" x D24.5" x H37.5"
SEAT HEIGHT: 18.5
SITTING DEPTH: 18"

METRIC DIMENSIONS:
W57 x D62 x H95 CM
SEAT HEIGHT: 47 CM
SITTING DEPTH: 46 CM
[LINK TO IMAGE](#)



Edwardian Bookcase

RL NUMBER:
39204-49

FINISH:
WAXED PINE

STANDARD FEATURES:
DISTRESSED PINE FRAME
TWO GLASS FRONTED DOORS
TEN ADJUSTABLE SHELVES

DIMENSIONS:
W82.5" x D16.25" x H100.5"

METRIC DIMENSIONS:
W210 x D41.25 x H255 CM
[LINK TO IMAGE](#)



Elliott Mirror

RL NUMBER:
39521-04

FINISH:
MEDIUM MAHOGANY

STANDARD FEATURES:
SOLID MAHOGANY FRAME
CLEAR MIRROR
BEVEL

DIMENSIONS:
W42" x D5" x H54"

METRIC DIMENSIONS:
W107 x D13 x H137 CM
[LINK TO IMAGE](#)



Empire Pedestal Table

RL NUMBER:
1867-20 FIXED LENGTH
1897-20 DOUBLE PEDESTAL WITH LEAF

FINISH:
BLACK EBONY

STANDARD FEATURES:
QUARTERED MAHOGANY FRAME
CARVED PAW FEET
BRASS TRIM
EXTENDS TO W84" (213 CM) WITH ONE 24" (61 CM)

DIMENSIONS:
OPEN: W84" x D30" x H30.5"
CLOSED: W59.75" x D59.75" x H30.5"

METRIC DIMENSIONS:
OPEN: W214 x D76 x H78 CM
CLOSED: W152 x D152 x H78 CM
[LINK TO IMAGE](#)



Errol Tufted Chair

RL NUMBER:
659-03 CHAIR
659-04 OTTOMAN

FINISH:
STANDARD FINISHES AVAILABLE

STANDARD FEATURES:
ELITE SPRINGDOWN SEAT CUSHION
TIGHT BACK
SINGLE WELT TRIM

DIMENSIONS:
CHAIR: W36.5" x D39.5" x H35"
OTTOMAN: W33" x D23" x H17"

METRIC DIMENSIONS:
CHAIR: W93 x D100 x H89 CM
OTTOMAN: W84 x D58 x H43 CM
[LINK TO IMAGE](#)



Estienne Mirror

RL NUMBER:
38100-04

FINISH:
BLACK CHINOISERIE

STANDARD FEATURES:
SOLID MAHOGANY FRAME
LIGHTLY ANTIQUED MIRROR WITH BEVEL
HAND-PAINTED CHINOISERIE MOTIFS

DIMENSIONS:
W31" x D1.5" x H60.25"

METRIC DIMENSIONS:
W79 x D4 x H153 CM
[LINK TO IMAGE](#)



EVERETT CONSOLE

RL NUMBER:
39521-44

FINISH:
PIEDMONT

STANDARD FEATURES:
CROWN ACACIA FRAME AND
TURNED SOLID WOOD BASE

DIMENSIONS:
W108" x D25.5" x H31"

METRIC DIMENSIONS:
W274 x D65 x H79 CM
[LINK TO IMAGE](#)



FAIRVIEW SOFA
FAIRVIEW LOVE SEAT

RL NUMBER:
SOFA: RLU1088-88
LOVE SEAT: RLND0421-016

FINISH:
POLISHED ESTATE MAHOGANY

STANDARD FEATURES:
MAHOGANY PLANE SAWN

DIMENSIONS:
SOFA: W100" x D39" x H34"
LOVE SEAT: W70" x D39" x H34"

METRIC DIMENSIONS:
SOFA: W254 x D99 x H86 CM
LOVE SEAT: W178 x D99 x H86 CM
[LINK TO IMAGE](#)



FAIRVIEW UPHOLSTERED
CLUB CHAIR

RL NUMBER:
RLU3088-34

FINISH:
ESTATE MAHOGANY

STANDARD FEATURES:
MAHOGANY PLANE SAWN

DIMENSIONS:
W34" x D39" x H34"

METRIC DIMENSIONS:
W86 x D99 x H86 CM
[LINK TO IMAGE](#)



FANNING MIRROR

RL NUMBER:
39522-04

FINISH:
PIEDMONT

STANDARD FEATURES:
SOLID WOOD FRAME
CLEAR MIRROR

DIMENSIONS:
W38" x D3.5" x H60"

METRIC DIMENSIONS:
W97 x D9 x H152 CM
[LINK TO IMAGE](#)



FARREN WRITING DESK

RL NUMBER:
RL71005

FINISH:
POLISHED ESTATE MAGHOANY
BURNISHED BRASS

LEATHER FINISH:
FARREN REGENCY

STANDARD FEATURES:
KHAYA CROWN VENEER
KHAYA WOOD, BRASS
BUFFALO FULL VEGETABLE TANNED
1.2-1.4MM THICK LEATHER

DIMENSIONS:
W71" x D36" x H31"

METRIC DIMENSIONS:
W180 x D91 x H79 CM
[LINK TO IMAGE](#)



FLORENCE STORAGE OTTOMAN

RL NUMBER:
214-04

FINISH:
STANDARD FINISHES AVAILABLE

STANDARD FEATURES:
#9 NAIL TRIM
WELTLESS
RECESSED CASTERS

DIMENSIONS:
W20" x D19" x H18"

METRIC DIMENSIONS:
W51 x D48 x H46 CM
[LINK TO IMAGE](#)



GRANT CHAIR

RL NUMBER:
239-03

FINISH:
STANDARD FINISHES AVAILABLE

STANDARD FEATURES:
ELITE SPRINGDOWN SEAT CUSHION
TIGHT BACK
#9 NAIL TRIM
WELTLESS

DIMENSIONS:
W35.5"x D39" x H32.5"
ARM HEIGHT: 26"
ARM WIDTH: 6.5
SEAT HEIGHT: 19"
SITTING DEPTH: 25"
BETWEEN ARMS: 23"

METRIC DIMENSIONS:
W90 x D99 x H83 CM
ARM HEIGHT: 66 CM
ARM WIDTH: 17 CM
SEAT HEIGHT: 48 CM
SITTING DEPTH: 64 CM
BETWEEN ARMS: 58 CM
[LINK TO IMAGE](#)



HEIRESS BED

RL NUMBER:
753-10 QUEEN
753-12 KING

FINISH:
SELECT FINISHES AVAILABLE

STANDARD FEATURES:
MAHOGANY FRAME
WRAP AROUND HEADBOARD
AND FOOTBOARD
#9 NAIL TRIM

DIMENSIONS:
Q: 753-10
W66" x D86" x H59"
INTERIOR: W62" x L83"
K: 753-12
W82" x D86" x H59"
INTERIOR: W78" x L83"

METRIC DIMENSIONS
Q: 753-10
W168 x D218 x H150 CM
INTERIOR: W157 x L211 CM
K: 753-12
W208 x D218 x H150 CM
INTERIOR: W198 x L211 CM
[LINK TO IMAGE](#)



HEIRESS DINING TABLE

RL NUMBER:
7501-20

FINISH:
ESTATE MAHOGANY

STANDARD FEATURES:
SWIRL MAHOGANY FRAME
LIONS PAW FEET
BRASS CASTERS

DIMENSIONS:
W60" x D60" x H30"

METRIC DIMENSIONS:
W152.4 x D152.4 x H76.2 CM
[LINK TO IMAGE](#)



HEIRESS DOUBLE
PEDESTAL DINING TABLE

RL NUMBER:
7500-20

FINISH:
ESTATE MAHOGANY

STANDARD FEATURES:
SWIRL MAHOGANY FRAME
LIONS PAW FEET
ANTIQUE BRASS
AVAILABLE IN CUSTOM SIZES

DIMENSIONS:
OPEN: W144" x D54" x H30"
CLOSED: W96" x D54" x H30"
EXTENDS TO W144" WITH TWO
24" LEAVES

METRIC DIMENSIONS:
OPEN: W366 x D137 x H76 CM
CLOSED: W244 x D137 x H76 CM
[LINK TO IMAGE](#)



HEIRESS GUERIDON TABLE

RL NUMBER:
7500-42BM

FINISH:
ESTATE BRASS

STANDARD FEATURES:
VOLAKAS MARBLE TOP AND SECOND
SHELF MARBLE
BRASS BASE

DIMENSIONS:
W30.25" x D29" x H29.25"

METRIC DIMENSIONS:
W77 x D74 x H74 CM
[LINK TO IMAGE](#)



HEIRESS PAINTED BOMBE CHEST

RL NUMBER:
7501-48

FINISH:
BLACK CHINOISERIE

STANDARD FEATURES:
QUARTERED MAHOGANY FRAME
HAND-PAINTED CHINOISERIE MOTIFS
ANTIQUED BRASS DRAWER PULLS
THREE DRAWERS

DIMENSIONS:
W52" x D22" x H37"

METRIC DIMENSIONS:
W132 x D56 x H94 CM
[LINK TO IMAGE](#)



HEIRESS SOFA
HEIRESS SOFA # 2

RL NUMBER:
750-01 SOFA
755-01 SOFA # 2

FINISH:
STANDARD FINISHES AVAILABLE

STANDARD FEATURES:
TWO ELITE SPRINGDOWN SEAT CUSHIONS
TWO FEATHERDOWN THROW PILLOWS (25" x 25")
TWO FEATHERDOWN THROW PILLOWS (24" x 24")
TWO FEATHERDOWN THROW PILLOWS (21" x 21")
CASTERS AVAILABLE IN ANTIQUE BRASS OR POLISHED NICKEL
#9 NAIL TRIM

DIMENSIONS:
SOFA: W104" x D46" x H32"
SOFA # 2: W104" x D40.5" x H32"
ARM HEIGHT: 32"
ARM WIDTH: 11"
SEAT HEIGHT: 19"
SITTING DEPTH: 30.5
BETWEEN ARMS: 78"

METRIC DIMENSIONS:
SOFA: W264 x D117 x H81 CM
SOFA # 2: W264 x D103 x H81 CM
ARM HEIGHT: 81 CM
ARM WIDTH: 28 CM
SEAT HEIGHT: 22 CM
SITTING DEPTH: 78 CM
BETWEEN ARMS: 198 CM
[LINK TO IMAGE](#)



HITHER HILLS STUDIO DINING
ARM CHAIR

RL NUMBER:
1905-27

FINISH:
STANDARD FINISHES AVAILABLE

STANDARD FEATURES:
ANTIQUE BRASS FERRULES
#9 NAIL TRIM
TIGHT SEAT
TIGHT BACK

DIMENSIONS:
W26.5" x D23.5" x H29.75"
ARM HEIGHT: 26.25"
ARM WIDTH: 3.5
SEAT HEIGHT: 19"
SITTING DEPTH: 20"
BETWEEN ARMS: 20"

METRIC DIMENSIONS:
W67 x D60 x H76 CM
ARM HEIGHT: 67 CM
ARM WIDTH: 9 CM
SEAT HEIGHT: 48 CM
SITTING DEPTH: 51 CM
BETWEEN ARMS: 51 CM
[LINK TO IMAGE](#)



HOFFMAN ROUND TABLE
MAHOGANY

RL NUMBER:
RL54009

FINISH:
POLISHED ESTATE MAGHOANY

STANDARD FEATURES:
KHAYA STRAIGHT GAIN VENEER
KHAYA WOOD

DIMENSIONS:
W68" x D68" x H30"

METRIC DIMENSIONS:
W173 x D173 x H76 CM
[LINK TO IMAGE](#)



HOUGHTON II ARM CHAIR

RL NUMBER:
676-03

FINISH:
STANDARD FINISHES AVAILABLE

STANDARD FEATURES:
ELITE SPRINGDOWN SEAT CUSHION
OXFORD DOWN BACK PILLOW
WELTLESS

DIMENSIONS:
W37" x D38" x H34"

METRIC DIMENSIONS:
W94 x D97 x H86 CM
[LINK TO IMAGE](#)



HOUGHTON II SOFA

RL NUMBER:
676-01

FINISH:
STANDARD FINISHES AVAILABLE

STANDARD FEATURES:
THREE ELITE SPRINGDOWN SEAT CUSHIONS
THREE OXFORD DOWN BACK PILLOWS
WELTLESS

DIMENSIONS:
W98" x D38" x H34"

METRIC DIMENSIONS:
W249 x D97 x H86 CM
[LINK TO IMAGE](#)



INDIAN COVE LODGE SOFA

RL NUMBER:
740-01

FINISH:
STANDARD FINISHES AVAILABLE

STANDARD FEATURES:
TUFTED SEAT
TUFTED BACK
FIVE FEATHERDOWN THROW PILLOWS (26" x 26")
ONE FEATHERDOWN THROW PILLOW (26" x 20")
FRONT FERRULES AVAILABLE IN ANTIQUE BRASS OR POLISHED NICKEL
#9 NAIL TRIM

DIMENSIONS:
W108" x D48" x H34"
ARM HEIGHT: 24"
ARM WIDTH: 9.5
SEAT HEIGHT: 16.5
SITTING DEPTH: 32.5
BETWEEN ARMS: 88"

METRIC DIMENSIONS:
W274 x D122 x H86 CM
ARM HEIGHT: 61 CM
ARM WIDTH: 24 CM
SEAT HEIGHT: 42 CM
SITTING DEPTH: 83 CM
BETWEEN ARMS: 224 CM
[LINK TO IMAGE](#)



INDIAN COVE LODGE FAUTEUIL

RL NUMBER:
741-03

FINISH:
STANDARD FINISHES AVAILABLE

STANDARD FEATURES:
TIGHT SEAT
TIGHT BACK
DOUBLE WELT TRIM

DIMENSIONS:
W27.5" x D29" x H42"
ARM HEIGHT: 26"
ARM WIDTH: 2.5
SEAT HEIGHT: 18"
SITTING DEPTH: 26"
BETWEEN ARMS: 23"

METRIC DIMENSIONS:
W70 x D74 x H107 CM
ARM HEIGHT: 66 CM
ARM WIDTH: 6 CM
SEAT HEIGHT: 46 CM
SITTING DEPTH: 66 CM
BETWEEN ARMS: 58 CM
[LINK TO IMAGE](#)



LONGBRANCH COCKTAIL OTTOMAN

RL NUMBER:
679-04P

FINISH:
BLACKENED

STANDARD FEATURES:
WOVEN LEATHER COCKTAIL OTTOMAN
NO ADDITIONAL FINISH OPTIONS

DIMENSIONS:
W48" x D48" x H17"

METRIC DIMENSIONS:
W122 x D122 x H43 CM
[LINK TO IMAGE](#)



LONGBRANCH OTTOMAN

RL NUMBER:
679-04PI

FINISH:
BLACKENED

STANDARD FEATURES:
WOVEN LEATHER COCKTAIL OTTOMAN
NO ADDITIONAL FINISH OPTIONS

DIMENSIONS:
W19" x D19" x H19"

METRIC DIMENSIONS:
W48 x D48 x H48 CM
[LINK TO IMAGE](#)



LORING DINING CHAIR

RL NUMBER:
RL40007

FINISH:
POLISHED ESTATE MAHOGANY

STANDARD FEATURES:
KHAYA WOOD

DIMENSIONS:
W21" x D24.75" x H39"

METRIC DIMENSIONS:
W53 x D63 x H99 CM
[LINK TO IMAGE](#)



LOVELL SCROLL BACK CHAIR

RL NUMBER:
658-03

FINISH:
STANDARD FINISHES AVAILABLE

STANDARD FEATURES:
TIGHT SEAT
FRONT CASTERS AVAILABLE IN
ANTIQUE BRASS OR POLISHED NICKEL

DIMENSIONS:
W34" x D38" x H36"

METRIC DIMENSIONS:
W86 x D97 x H91 CM
[LINK TO IMAGE](#)



MAGDALENE SECRETARY

RL NUMBER:
38100-23

FINISH:
BLACK CHINOISERIE

STANDARD FEATURES:
QUARTERED MAHOGANY FRAME
ANTIQUE BRASS HARDWARE
FOUR GRADUATED DRAWERS ON
THE FRONT
EIGHT SMALL DRAWERS
EIGHT STORAGE ALCOVES
BEHIND THE DROP-LID.
3 FIXED SHELVES BEHIND THE
UPPER DOORS.
HAND-PAINTED CHINOISERIE
MOTIFS

DIMENSIONS:
W44.5" x D21.25" x H89.25"

METRIC DIMENSIONS:
W113 x D54 x H227 CM
[LINK TO IMAGE](#)



MAYFAIR BERGERE CHAIR

RL NUMBER:
30000-03

FINISH:
STANDARD FINISHES AVAILABLE

STANDARD FEATURES:
ELITE SPRINGDOWN SEAT CUSHION
TIGHT BACK
SINGLE WELT TRIM

DIMENSIONS:
W27.5" x D34.25" x H41.25"
ARM HEIGHT: 25"
ARM WIDTH: 2.5"
SEAT HEIGHT: 18.5"
SITTING DEPTH: 24.5"
BETWEEN ARMS: 21.5"

METRIC DIMENSIONS:
W70 x D87 x H105 CM
ARM HEIGHT: 64 CM
ARM WIDTH: 7 CM
SEAT HEIGHT: 47 CM
SITTING DEPTH: 63 CM
BETWEEN ARMS: 55 CM
[LINK TO IMAGE](#)



MAYFAIR CENTER TABLE

RL NUMBER:
1853-55

FINISH:
CLASSIC MAHOGANY

STANDARD FEATURES:
QUARTERED MAHOGANY FRAME
SOLID MAHOGANY CARVED BASE

DIMENSIONS:
W50" x D50" x H30"

METRIC DIMENSIONS:
W127 x D127 x H76 CM
[LINK TO IMAGE](#)



MAYFAIR DINING ARM CHAIR

RL NUMBER:
30000-27

FINISH:
STANDARD FINISHES AVAILABLE

STANDARD FEATURES:
TIGHT SEAT
TIGHT BACK
SINGLE WELT TRIM
#9 NAIL TRIM

DIMENSIONS:
W24" x D26.5" x H35.5"
ARM HEIGHT: 26.5"
ARM WIDTH: 1.75"
SEAT HEIGHT: 18.5
SITTING DEPTH: 20"
BETWEEN ARMS: 20.25"

METRIC DIMENSIONS:
W61 x D67 x H90 CM
ARM HEIGHT: 69 CM
ARM WIDTH: 4 CM
SEAT HEIGHT: 47 CM
SITTING DEPTH: 51 CM
BETWEEN ARMS: 51 CM
[LINK TO IMAGE](#)



MAYFAIR DINING SIDE CHAIR

RL NUMBER:
30000-28

FINISH:
STANDARD FINISHES AVAILABLE

STANDARD FEATURES:
TIGHT SEAT
TIGHT BACK
SINGLE WELT TRIM
#9 NAIL TRIM

DIMENSIONS:
W20.5" x D26.5" x H35.5"
SEAT HEIGHT: 18.5
SITTING DEPTH: 22.8"

METRIC DIMENSIONS:
W52 x D67 x H90 CM
SEAT HEIGHT: 47 CM
SITTING DEPTH: 53 CM
[LINK TO IMAGE](#)



MAYFAIR DOUBLE PEDESTAL DINING TABLE

RL NUMBER:
1855-20

FINISH:
CLASSIC MAHOGANY

STANDARD FEATURES:
SWIRL MAHOGANY FRAME
EXTENDS TO W132" (335 CM) WITH TWO 21" (53 CM) LEAVES
AVAILABLE IN CUSTOM SIZES

DIMENSIONS:
OPEN: W132" x D48" x H30"
CLOSED: W90" x D48" x H30"

METRIC DIMENSIONS:
OPEN: W335 x D122 x H76 CM
CLOSED: W229 x D122 x H76 CM
[LINK TO IMAGE](#)



MAYFAIR OCCASIONAL CHAIR

RL NUMBER:
090-29

FINISH:
STANDARD FINISHES AVAILABLE

STANDARD FEATURES:
TIGHT SEAT
TUFTED BACK
FRONT FERRULES AND BACK RING
PULL AVAILABLE IN ANTIQUE BRASS OR POLISHED NICKEL

DIMENSIONS:W
W22" x D27" x H36.5"
SEAT HEIGHT: 19.5
SITTING DEPTH: 19"

METRIC DIMENSIONS:
W56 x D69 x H93 CM
SEAT HEIGHT: 50 CM
SITTING DEPTH: 48 CM
[LINK TO IMAGE](#)



MAYFAIR SIDE TABLE

RL NUMBER:
1854-42

FINISH:
CLASSIC MAHOGANY

STANDARD FEATURES:
SWIRL MAHOGANY FRAME
ONE DRAWER WITH POLISHED NICKEL MOCK KEYPULL

DIMENSIONS:
W26" x D26" x H27"

METRIC DIMENSIONS:
W66 x D66 x H69 CM
[LINK TO IMAGE](#)



MODERN SANDS CONSOLE

RL NUMBER:
39101-44

FINISH:
LIMESTONE TOP
HAMMERED METAL BASE

STANDARD FEATURES:
OXIDIZED IRON BASE
HONED LIMESTONE TOP

DIMENSIONS:
W66" x D23" x H34"

METRIC DIMENSIONS:
W168 x D58 x H87 CM
[LINK TO IMAGE](#)



NAILHEAD CLUB CHAIR

RL NUMBER:
39204-03

FINISH:
FULLY UPHOLSTERED

STANDARD FEATURES:
ELITE SPRINGDOWN SEAT CUSHION
OXFORD DOWN BACK PILLOW
#9 SPACED NAIL TRIM

DIMENSIONS:
W28.5" x D35" x H31"
ARM HEIGHT: 24"
SEAT HEIGHT: 16"
SITTING DEPTH: 21"
BETWEEN ARMS: 23"

METRIC DIMENSIONS:
W72 x D89 x H79 CM
ARM HEIGHT: 61 CM
SEAT HEIGHT: 41 CM
SITTING DEPTH: 53 CM
BETWEEN ARMS: 59 CM
[LINK TO IMAGE](#)



NEW BOHEMIAN
BEDSIDE TABLE

RL NUMBER:
1900-06

FINISH:
NOBLE ESTATE MAHOGANY

STANDARD FEATURES:
QUARTERED MAHOGANY FRAME

DIMENSIONS:
W30" x D30" x H30"

METRIC DIMENSIONS:
W76 x D76 x H76 CM
[LINK TO IMAGE](#)



NEWCOMB BED

RL NUMBER:
654-10 QUEEN
654-12 KING

FINISH:
SELECT FINISHES AVAILABLE

STANDARD FEATURES:
QUARTERED MAHOGANY FRAME WITH HAND-CARVED MAHOGANY DETAILING
DOUBLE WELTS TRIM

DIMENSIONS:
Q: 654-10
W67.25" x D85.5" x H54"
K: 654-12
W83.25" x D86.5" x H54"

METRIC DIMENSIONS
Q: 654-10
W171 x D220 x H137 CM
K: 654-12
W211 x D220 x H137 CM
[LINK TO IMAGE](#)



NOBLE ESTATE CLUB CHAIR

RL NUMBER:
081-03

FINISH:
STANDARD FINISHES AVAILABLE

STANDARD FEATURES:
ELITE SPRINGDOWN SEAT CUSHION
TIGHT BACK
DOUBLE WELT TRIM

DIMENSIONS:
W32" x D41" x H37"
ARM HEIGHT: 22"
ARM WIDTH: 5"
SEAT HEIGHT: 19"
SITTING DEPTH: 25"
BETWEEN ARMS: 22"

METRIC DIMENSIONS:
W81 x D104 x H94 CM
ARM HEIGHT: 56 CM
ARM WIDTH: 13 CM
SEAT HEIGHT: 48 CM
SITTING DEPTH: 63 CM
BETWEEN ARMS: 56 CM
[LINK TO IMAGE](#)



**NOBLE ESTATE DINING
SIDE CHAIR**

RL NUMBER:
102-28X

FINISH:
STANDARD FINISHES AVAILABLE

STANDARD FEATURES:
TIGHT SEAT AND BACK
#9 NAIL TRIM

DIMENSIONS:
W22.5" x D24.25" x H41"

METRIC DIMENSIONS:
W57 x D62 x H104 CM
[LINK TO IMAGE](#)



OLIVER CHAIR

RL NUMBER:
319-03

FINISH:
STANDARD FINISHES AVAILABLE

STANDARD FEATURES:
TIGHT SEAT AND BACK
ONE FEATHERDOWN KIDNEY PILLOW
(16" x 22")
WELTLESS
FRONT CASTERS AVAILABLE IN
ANTIQUE BRASS OR POLISHED NICKEL
#9 NAIL TRIM

DIMENSIONS:
W32" x D38" x H35.75"
ARM HEIGHT: 23.5
ARM WIDTH: 4"
SEAT HEIGHT: 16.5
SITTING DEPTH: 36"
BETWEEN ARMS: 24"

METRIC DIMENSIONS:
W81 x D97 x H91 CM
ARM HEIGHT: 60 CM
ARM WIDTH: 10 CM
SEAT HEIGHT: 42 CM
SITTING DEPTH: 91 CM
BETWEEN ARMS: 61 CM
[LINK TO IMAGE](#)



ONE FIFTH BOMBE CHEST

RL NUMBER:
4600-48

FINISH:
BLACK EBONY

STANDARD FEATURES:
QUARTERED MAHOGANY FRAME
STAINLESS STEEL HARDWARE
NERO MARQUINA MARBLE

DIMENSIONS:
W47.75" x D20" x H33.5"

METRIC DIMENSIONS:
W121 x D51 x H85 CM
[LINK TO IMAGE](#)



ONE FIFTH DRINKS TROLLEY

RL NUMBER:
8301-25

FINISH:
ONE FIFTH BLACK

STANDARD FEATURES:
QUARTERED MAHOGANY FRAME
STAINLESS STEEL HARDWARE
WHEELED FEET

DIMENSIONS:
W47.5" x D23.75" x H37

METRIC DIMENSIONS:
W121 x D60 x H94 CM
[LINK TO IMAGE](#)



ONE FIFTH MIRROR

RL NUMBER:
8302-04

FINISH:
BURNISHED GOLD LEAF

STANDARD FEATURES:
HAND-CARVED AND GILT
MAHOGANY FRAME
ANTIQUED MIRROR

DIMENSIONS:
W34.5" x D2" x H70"

METRIC DIMENSIONS:
W88 x D5 x H178 CM
[LINK TO IMAGE](#)



**ONE FIFTH SCROLL HALL
TABLE**

RL NUMBER:
4602-55

FINISH:
CLASSIC MAHOGANY

STANDARD FEATURES:
SWIRL MAHOGANY FRAME

DIMENSIONS:
W42" x D42" x H29.5"

METRIC DIMENSIONS:
W107 x D107 x H75 CM
[LINK TO IMAGE](#)



OS DE MOUTON BENCH

RL NUMBER:
39204-09

FINISH:
STANDARD FINISHES AVAILABLE

STANDARD FEATURES:
#9 NAIL TRIM

DIMENSIONS:
W58.5" x D19.5" x H18.5"

METRIC DIMENSIONS:
W149 x D50 x H47 CM
[LINK TO IMAGE](#)



ROWLAND COCKTAIL TABLE

RL NUMBER:
39528-40

STANDARD FEATURES:
FIBER TOP
CUSTOM SIZES ALSO AVAILABLE

DIMENSIONS:
W42" x D18.5" x H16"

METRIC DIMENSIONS:
W107 x D47 x H41 CM
[LINK TO IMAGE](#)



ROWLAND SIDE TABLE

RL NUMBER:
39528-41

STANDARD FEATURES:
THIN FIBER TOP
CUSTOM SIZES ALSO AVAILABLE

DIMENSIONS:
W22" x D22" x H16"

METRIC DIMENSIONS:
W56 x D56 x H41 CM
[LINK TO IMAGE](#)



SHERWOOD SOFA*

RL NUMBER:
681-01
681-76
681-83
681-90
681-97

FINISH:
STANDARD FINISHES AVAILABLE

STANDARD FEATURES:
TUFTED SEAT AND BACK
FOUR FEATHERDOWN THROW
PILLOWS (24" x 24")
#9 NAIL TRIM

DIMENSIONS:
W76" x D45" x H30"

METRIC DIMENSIONS:
W193 x D114 x H76 CM

*THIS SOFA IS PART OF OUR MADE-TO-MEASURE UPHOLSTERY PROGRAM. STANDARD FEATURES AND DIMENSIONS ARE LISTED FOR THE SOFA AS SHOWN. STANDARD FEATURES AND DIMENSIONS MAY CHANGE BASED ON THE CONFIGURATION SELECTED.
[LINK TO IMAGE](#)



ST. GERMAIN OCCASIONAL CHAIR

RL NUMBER:
895-03

FINISH:
STANDARD FINISHES AVAILABLE

STANDARD FEATURES:
ELITE SPRINGDOWN SEAT CUSHION
TIGHT BACK
DOUBLE WELT TRIM

DIMENSIONS:
W28" x D29.5" x H36.5"
ARM HEIGHT: 24"
ARM WIDTH: 1.5
SEAT HEIGHT: 19"
SITTING DEPTH: 21"
BETWEEN ARMS: 22.5

METRIC DIMENSIONS:
W71 x D75 x H93 CM
ARM HEIGHT: 61 CM
ARM WIDTH: 4 CM
SEAT HEIGHT: 48 CM
SITTING DEPTH: 53 CM
BETWEEN ARMS: 57 CM
[LINK TO IMAGE](#)



TAVERN TABLE

RL NUMBER:
39202-42

FINISH:
ANTIQUE WALNUT

STANDARD FEATURES:
CROWN WALNUT FRAME

DIMENSIONS:
W26" x D26" x H26"

METRIC DIMENSIONS:
W66 x D66 x H66 CM
[LINK TO IMAGE](#)



TUFTED CLUB CHAIR

RL NUMBER:
39206-03

FINISH:
STANDARD FINISHES AVAILABLE

STANDARD FEATURES:
TUFTED SEAT AND BACK
#9 NAIL TRIM AROUND
FRONT LEGS

DIMENSIONS:
W36" x D43" x H37"
ARM HEIGHT: 23"
SEAT HEIGHT: 15"
SITTING DEPTH: 25"
BETWEEN ARMS: 29.5

METRIC DIMENSIONS:
W91 x D109 x H94 CM
ARM HEIGHT: 58 CM
SEAT HEIGHT: 38 CM
SITTING DEPTH: 64 CM
BETWEEN ARMS: 75 CM
[LINK TO IMAGE](#)



WESTMINSTER LOUNGE

RL NUMBER:
880-06L LEFT ARM FACING CHAISE
880-06K RIGHT ARM FACING CHAISE

FINISH:
STANDARD FINISHES AVAILABLE

STANDARD FEATURES:
TUFTED SEAT
TUFTED BACK
ONE FEATHERDOWN THROW PILLOW (24"X24")
NON-TUFTED VERSION AVAILABLE
CASTERS AVAILABLE IN ANTIQUE
BRASS OR POLISHED NICKEL

DIMENSIONS:
W78" x D38" x H37"
ARM HEIGHT: 35"
ARM WIDTH: 12"
SEAT HEIGHT: 17"
SITTING DEPTH: 29.5
BETWEEN ARMS: 57"

METRIC DIMENSIONS:
W198 x D97 x H94 CM
ARM HEIGHT: 89 CM
ARM WIDTH: 30 CM
SEAT HEIGHT: 43 CM
SITTING DEPTH: 75 CM
BETWEEN ARMS: 145 CM
[LINK TO IMAGE](#)



WRITER'S CHAIR

RL NUMBER:
913-03 CHAIR
913-04 OTTOMAN

FINISH:
STANDARD FINISHES AVAILABLE

STANDARD FEATURES:
ELITE SPRINGDOWN SEAT CUSHION
TUFTED BACK
#9 SPACED AND #52 SPACED NAIL TRIM
SINGLE WELT TRIM
OTTOMAN HAS TUFTED TOP

DIMENSIONS:
W41" x D41" x H37"
ARM HEIGHT: 22"
ARM WIDTH: 8.5
SEAT HEIGHT: 16.5
SITTING DEPTH: 25"
BETWEEN ARMS: 21"
OTTOMAN: W27" x D32" x H14.5"

METRIC DIMENSIONS:
W104 x D104 x H94 CM
ARM HEIGHT: 56 CM
ARM WIDTH: 22 CM
SEAT HEIGHT: 42 CM
SITTING DEPTH: 63 CM
BETWEEN ARMS: 53 CM
OTTOMAN: W69 x D81 x H37 CM
[LINK TO IMAGE](#)



YEARDLEY BEDSIDE CHEST
WITH SILVER

RL NUMBER:
39519-06S

FINISH:
ONE FIFTH BLACK FINISH OR
CHAIRMAN MAHOGANY FINISH

STANDARD FEATURES:
QUARTERED MAHOGANY FRAME
POLISHED NICKEL HARDWARE
BLACK OR BROWN CROCODILE
EMBOSSED LEATHER

DIMENSIONS:
W36" x D21" x H30.25"

METRIC DIMENSIONS:
W92 x D53 x H77 CM
[LINK TO IMAGE](#)



YEARDLEY CHEST WITH
BRASS

RL NUMBER:
39519-05B

FINISH:
ONE FIFTH BLACK FINISH OR
CHAIRMAN MAHOGANY FINISH

STANDARD FEATURES:
QUARTERED MAHOGANY FRAME
POLISHED BRASS HARDWARE
BLACK OR BROWN CROCODILE
EMBOSSED LEATHER

DIMENSIONS:
W48" x D21" x H37"

METRIC DIMENSIONS:
W122 x D53 x H94 CM
[LINK TO IMAGE](#)





HOUGHTON II SECTIONAL

RL NUMBER:

676-HCLA
3-SEAT LEFT ARM FACING WITH
BUILT IN CORNER

676-HCKA
3-SEAT RIGHT ARM FACING WITH
BUILT IN CORNER

676-HL
3-SEAT LEFT ARM FACING

676-HK
3-SEAT RIGHT ARM FACING

676-L
2-SEAT LEFT ARM FACING

676-K
2-SEAT RIGHT ARM FACING

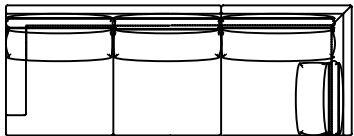
676-Z
CORNER CHAIR
[LINK TO IMAGE](#)

FINISH:
STANDARD FINISHES AVAILABLE

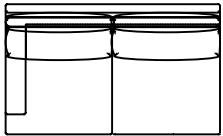
STANDARD FEATURES:
ELITE SPRINGDOWN
SEAT CUSHIONS
OXFORD DOWN BACK PILLOWS

DIMENSIONS:
3-SEAT LEFT ARM FACING WITH BUILT
IN CORNER:
W103" x D39" x H34"
3-SEAT RIGHT ARM FACING WITH BUILT
IN CORNER:
W103" x D39" x H34"
3-SEAT LEFT ARM FACING:
W93" x D39" x H34"
3-SEAT RIGHT ARM FACING:
W93" x D39" x H34"
2-SEAT LEFT ARM FACING:
W64"x D39" x H34"
2-SEAT RIGHT ARM FACING:
W64"x D39" x H34"
CORNER CHAIR:
W39" x D39" x H34"
SEAT HEIGHT: 19"
SITTING DEPTH: 23"

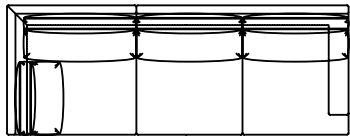
METRIC DIMENSIONS:
3-SEAT LEFT ARM FACING WITH BUILT
IN CORNER:
W262 x D99 x H86 CM
3-SEAT RIGHT ARM FACING WITH BUILT
IN CORNER
W262 x D99 x H86 CM
3-SEAT LEFT ARM FACING:
W236 x D99 x H86 CM
3-SEAT RIGHT ARM FACING:
W236 x D99 x H86 CM
2-SEAT LEFT ARM FACING:
W163 x D99 x H86 CM
2-SEAT RIGHT ARM FACING:
W163 x D99 x H86 CM
CORNER CHAIR
W99 x D99 x H86 CM
SEAT HEIGHT: 48 CM
SITTING DEPTH: 58 CM



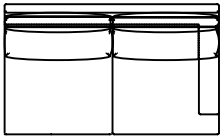
676-HCLA
3-SEAT LEFT ARM FACING WITH
BUILT IN CORNER
W103" x D39" x H34"
METRIC: W262 x D99 x H86 CM



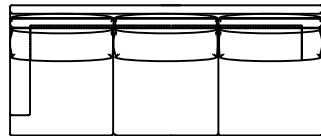
676-L
2-SEAT LEFT ARM FACING
W64"x D39" x H34"
METRIC: W163 x D99 x H86 CM



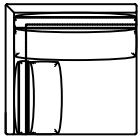
676-HCKA
3-SEAT RIGHT ARM FACING WITH
BUILT IN CORNER
W103" x D39" x H34"
METRIC: W262 x D99 x H86 CM



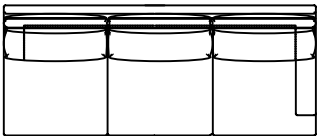
676-K
2-SEAT RIGHT ARM FACING
W64" x D39" x H34"
METRIC: W163 x D99 x H86 CM



676-HL
3-SEAT LEFT ARM FACING
W93" x D39" x H34"
METRIC: W236 x D99 x H86 CM



676-Z
CORNER CHAIR
W39" x D39" x H34"
METRIC: W99 x D99 x H86 CM



676-HK
3-SEAT RIGHT ARM FACING
W93" x D39" x H34"
METRIC: W236 x D99 x H86 CM



RALPH LAUREN