

Galimberti Nino

NUOVO
CLAS
SICO
MILANESE

VOLUME 1
ENGLISH

NUOVO
CLAS
SICO
MILANESE

Galimberti Nino
04/2022

DINING TABLES	p. 10	>
CHAIRS	p. 11	>
SOFAS	p. 13	>
ARMCHAIRS AND OTTOMANS	p. 15	>
COFFEE AND SIDE TABLES	p. 18	>
CONSOLES	p. 20	>
DESKS	p. 21	>
VANITY TABLES	p. 22	>
BOOKCASES	p. 23	>
STORAGES	p. 24	>
NIGHT STORAGES	p. 26	>
BEDS	p. 28	>
COMPLEMENTARY FURNITURE	p. 29	>

ACQUAMARINA / CLUB CHAIR	p. 262	>
ADELE / DINING ARM CHAIR	p. 172	>
AMBRA / BENCH	p. 248	>
AMBRA / COFFEE TABLE	p. 236	>
AMBRA / DESK	p. 254	>
AMBRA / NIGHT TABLE • CHEST OF DRAWERS	p. 238	>
AMBRA / STORAGES	p. 224	>
AMBRA / VANITY TABLE	p. 250	>
ANDRÈ / SIDE TABLE	p. 186	>
ANEMONE / OTTOMAN	p. 268	>
ANEMONE / SOFA	p. 266	>
ARGO / NIGHT TABLE • LOUNGE TABLE	p. 198	>
ASMARA / NIGHT TABLE • CHEST OF DRAWERS	p. 314	>
ASMARA / SIDEBOARD	p. 32	>
ASTRID / WALL MIRROR	p. 320	>
BIRKIN / DINING CHAIR	p. 184	>
BRIGITTA / ARMCHAIR	p. 382	>
CAMELIA / ARMCHAIR	p. 270	>

CAMELIA / COFFEE TABLE	p. 276	>
CHARLI / SIDE TABLE	p. 136	>
COLETTE / DINING CHAIR	p. 182	>
CORALLO / DINING TABLE	p. 280	>
DILETTA / DINING ARM CHAIR	p. 46	>
DOLCEVITA / BENCH	p. 388	>
DOLCEVITA / COFFEE TABLE • SIDE TABLE	p. 400	>
DOLCEVITA / DINING TABLE	p. 404	>
DOLCEVITA / NIGHT TABLE • CHEST OF DRAWERS	p. 384	>
DOLCEVITA / SHOWCASE • SIDEBOARD	p. 394	>
DOLCEVITA / VANITY TABLE	p. 392	>
EDMOND / SOFA	p. 322	>
EGLE / DINING CHAIR	p. 168	>
ELIODORO / ARMCHAIR	p. 260	>
ELIODORO / SOFA	p. 256	>
ELLIOT / BED	p. 326	>
ELLIOT DECÒ / BED	p. 330	>
FERRANDO / COFFEE TABLE • SIDE TABLE	p. 286	>



FERRANDO / CONSOLE	p. 292	>
GEMMA / DINING CHAIR · DINING ARM CHAIR	p. 294	>
GILDA / DINING CHAIR	p. 298	>
GILDA COVER / DINING CHAIR	p. 302	>
GIORGIO / CLUB CHAIR	p. 96	>
GIORGIO / SOFA · SOFA BED	p. 92	>
HIRO / DINING TABLE	p. 178	>
HOLLYWOOD / CLUB CHAIR	p. 338	>
HOLLYWOOD / SOFA	p. 332	>
HUGO / CHAISE LONGUE	p. 348	>
HUGO / CLUB CHAIR · OTTOMAN	p. 352	>
HUGO / SOFA · MODULAR SOFA	p. 342	>
JACOB / BED	p. 356	>
JACQUES / COFFEE TABLE	p. 90	>
JOLO / BED	p. 360	>
JULIETTE / CLUB CHAIR	p. 132	>
JULIETTE / SMALL OTTOMAN	p. 134	>
KELLY / BED	p. 416	>

KELLY / CLUB CHAIR	p. 414	>
KELLY / SOFA	p. 408	>
KOBE / DESK	p. 126	>
KUBBU / OTTOMAN	p. 364	>
LADONE / BED	p. 102	>
LIRICA / CONSOLE	p. 98	>
LUCY / CHAIR	p. 196	>
LUMIÈRE / CONSOLE	p. 370	>
LUMIÈRE / DESK	p. 366	>
LUMIÈRE / VANITY TABLE	p. 368	>
MARTON / DINING TABLE	p. 284	>
MODULO / BOOKCASE	p. 156	>
MORGAN / DINING TABLE	p. 374	>
MORGAN / LOW COFFEE TABLE	p. 376	>
NARA / DESK	p. 62	>
NARA / NIGHT TABLE · CHEST OF DRAWERS	p. 66	>
ORLANDO / DINING TABLE	p. 310	>
ORLANDO / FLOOR LAMP	p. 306	>


























ORLANDO / SIDE TABLE	p. 308	>
PETRO / COFFEE TABLE · SIDE TABLE	p. 110	>
PETRO / CONSOLE	p. 120	>
PIGRONE / CLUB CHAIR	p. 422	>
PIGRONE / SOFA	p. 420	>
QUINTO / CHAISE LONGUE	p. 152	>
QUINTO / SOFA · MODULAR SOFA	p. 142	>
RIGO / DINING TABLE	p. 42	>
SINATRA / ARMCHAIR · OTTOMAN	p. 426	>
SOPHIA / DINING ARM CHAIR	p. 428	>
STILBO / NIGHT TABLE · CHEST OF DRAWERS	p. 106	>
TALLO / SIDE TABLE	p. 190	>
THEA / CLUB CHAIR	p. 192	>
THEA SOFT / CLUB CHAIR	p. 194	>
TIFFANY / CONSOLE	p. 48	>
TISSI / BED	p. 78	>
TISSI / BENCH	p. 88	>
TISSI / LOUNGE CHAIR	p. 82	>

TISSI / SMALL BENCH	p. 86	>
TOMO / DINING TABLE	p. 162	>
TULIPANO / SIDE TABLE	p. 312	>
TUSCANIA / CLUB CHAIR · OTTOMAN	p. 380	>
VIOLA / CLUB CHAIR	p. 154	>
YANG / COFFEE TABLE · SIDE TABLE	p. 188	>
YANG / SHOWCASE	p. 52	>
ZAFFIRO / BED	p. 208	>
ZAFFIRO ALTO / BED	p. 218	>
ZIRCONE / DINING TABLE	p. 204	>

TECHNICAL FEATURES	p. 430	>
FINISHES	p. 550	>
UPHOLSTERY	p. 552	>



DINING TABLES		
		
<div>CORALLO</div> <div>Gallery - p. 280 ></div> <div>Technical features - p. 432 ></div>	<div>CORALLO</div> <div>Gallery - p. 280 ></div> <div>Technical features - p. 432 ></div>	<div>DOLCEVITA</div> <div>Gallery - p. 404 ></div> <div>Technical features - p. 433 ></div>
		
<div>HIRO</div> <div>Gallery - p. 178 ></div> <div>Technical features - p. 434 ></div>	<div>HIRO WO</div> <div>Technical features - p. 435 ></div>	<div>MARTON</div> <div>Gallery - p. 284 ></div> <div>Technical features - p. 436 ></div>
		
<div>MORGAN</div> <div>Gallery - p. 374 ></div> <div>Technical features - p. 437 ></div>	<div>ORLANDO</div> <div>Gallery - p. 310 ></div> <div>Technical features - p. 438 ></div>	<div>RIGO</div> <div>Gallery - p. 42 ></div> <div>Technical features - p. 439 ></div>
		
<div>TOMO</div> <div>Gallery - p. 162 ></div> <div>Technical features - p. 440 ></div>	<div>ZIRCONE</div> <div>Gallery - p. 204 ></div> <div>Technical features - p. 441 ></div>	

CHAIRS		
		
<div>ADELE</div> <div>Gallery - p. 172 ></div> <div>Technical features - p. 442 ></div>	<div>BIRKIN</div> <div>Gallery - p. 184 ></div> <div>Technical features - p. 443 ></div>	<div>COLETTE</div> <div>Gallery - p. 182 ></div> <div>Technical features - p. 444 ></div>
		
<div>DILETTA</div> <div>Gallery - p. 46 ></div> <div>Technical features - p. 445 ></div>	<div>EGLE</div> <div>Gallery - p. 168 ></div> <div>Technical features - p. 446 ></div>	<div>EGLE</div> <div>Technical features - p. 446 ></div>
		
<div>EGLE</div> <div>Technical features - p. 446 ></div>	<div>EGLE</div> <div>Technical features - p. 446 ></div>	<div>GEMMA</div> <div>Gallery - p. 294 ></div> <div>Technical features - p. 447 ></div>
		
<div>GEMMA</div> <div>Gallery - p. 294 ></div> <div>Technical features - p. 447 ></div>	<div>GILDA</div> <div>Gallery - p. 298 ></div> <div>Technical features - p. 448 ></div>	<div>GILDA BI</div> <div>Gallery - p. 298 ></div> <div>Technical features - p. 448 ></div>



CHAIRS



GILDA COVER
Gallery - **p. 302** >
Technical features - **p. 449** >



GILDA BI COVER
Gallery - **p. 302** >
Technical features - **p. 449** >



LUCY
Gallery - **p. 196** >
Technical features - **p. 450** >



SOPHIA
Gallery - **p. 428** >
Technical features - **p. 451** >

SOFAS



ANEMONE
Gallery - **p. 266** >
Technical features - **p. 452** >



EDMOND
Gallery - **p. 322** >
Technical features - **p. 453** >



ELIODORO
Gallery - **p. 256** >
Technical features - **p. 454** >



GIORGIO
Gallery - **p. 92** >
Technical features - **p. 455** >



HOLLYWOOD
Gallery - **p. 332** >
Technical features - **p. 456** >



HUGO
Gallery - **p. 342** >
Technical features - **p. 457** >



HUGO
Gallery - **p. 342** >
Technical features - **p. 458** >



HUGO
Gallery - **p. 348** >
Technical features - **p. 461** >



KELLY
Gallery - **p. 408** >
Technical features - **p. 462** >



SOFAS



PIGRONE
Gallery - p. 420 >
Technical features - p. 463 >



QUINTO
Gallery - p. 142 >
Technical features - p. 464 >



QUINTO
Gallery - p. 142 >
Technical features - p. 465 >



QUINTO
Gallery - p. 152 >
Technical features - p. 467 >

ARMCHAIRS AND OTTOMANS



ACQUAMARINA
Gallery - p. 262 >
Technical features - p. 468 >



AMBRA
Gallery - p. 248 >
Technical features - p. 469 >



ANEMONE
Gallery - p. 268 >
Technical features - p. 470 >




BRIGITTA
Gallery - p. 382 >
Technical features - p. 471 >



CAMELIA
Gallery - p. 270 >
Technical features - p. 472 >



DOLCEVITA
Gallery - p. 388 >
Technical features - p. 473 >



DOLCEVITA
Gallery - p. 388 >
Technical features - p. 473 >



ELIODORO
Gallery - p. 260 >
Technical features - p. 474 >



GIORGIO
Gallery - p. 96 >
Technical features - p. 475 >



HOLLYWOOD
Gallery - p. 338 >
Technical features - p. 476 >















HUGO
Gallery - p. 352 >
Technical features - p. 477 >



















HUGO
Gallery - p. 352 >
Technical features - p. 477 >














ARMCHAIRS AND OTTOMANS		
		
<div>JULIETTE</div> <div>Gallery - p. 132 ></div> <div>Technical features - p. 478 ></div>	<div>JULIETTE</div> <div>Gallery - p. 134 ></div> <div>Technical features - p. 478 ></div>	<div>KELLY</div> <div>Gallery - p. 414 ></div> <div>Technical features - p. 479 ></div>
		
<div>KUBBU</div> <div>Gallery - p. 364 ></div> <div>Technical features - p. 480 ></div>	<div>NARA</div> <div>Technical features - p. 481 ></div>	<div>PIGRONE</div> <div>Gallery - p. 422 ></div> <div>Technical features - p. 482 ></div>
		
<div>SINATRA</div> <div>Gallery - p. 426 ></div> <div>Technical features - p. 483 ></div>	<div>SINATRA</div> <div>Gallery - p. 426 ></div> <div>Technical features - p. 483 ></div>	<div>THEA</div> <div>Gallery - p. 192 ></div> <div>Technical features - p. 484 ></div>
		
<div>THEA SOFT</div> <div>Gallery - p. 194 ></div> <div>Technical features - p. 485 ></div>	<div>TISSI</div> <div>Gallery - p. 82 ></div> <div>Technical features - p. 486 ></div>	<div>TISSI</div> <div>Gallery - p. 86 ></div> <div>Technical features - p. 486 ></div>



ARMCHAIRS AND OTTOMANS		
		
<div>TISSI</div> <div>Gallery - p. 88 ></div> <div>Technical features - p. 486 ></div>	<div>TUSCANIA</div> <div>Gallery - p. 380 ></div> <div>Technical features - p. 487 ></div>	<div>TUSCANIA</div> <div>Gallery - p. 380 ></div> <div>Technical features - p. 487 ></div>
		
<div>VIOLA</div> <div>Gallery - p. 154 ></div> <div>Technical features - p. 488 ></div>		

COFFEE AND SIDE TABLES		
		
AMBRA	ANDRÈ	ARGO
Gallery - p. 236	Gallery - p. 186	Gallery - p. 198
Technical features - p. 489	Technical features - p. 490	Technical features - p. 491
		
ARGO	ARGO	CAMELIA
Gallery - p. 198	Gallery - p. 198	Gallery - p. 276
Technical features - p. 491	Technical features - p. 491	Technical features - p. 492
		
CAMELIA	CHARLI	DOLCEVITA
Gallery - p. 276	Gallery - p. 136	Gallery - p. 400
Technical features - p. 492	Technical features - p. 493	Technical features - p. 494
		
DOLCEVITA	DOLCEVITA	FERRANDO
Gallery - p. 400	Gallery - p. 400	Gallery - p. 286
Technical features - p. 494	Technical features - p. 494	Technical features - p. 495

COFFEE AND SIDE TABLES		
		
FERRANDO	JACQUES	MORGAN
Gallery - p. 286	Gallery - p. 90	Gallery - p. 376
Technical features - p. 495	Technical features - p. 496	Technical features - p. 497
		
ORLANDO	PETRO	PETRO
Gallery - p. 308	Gallery - p. 110	Gallery - p. 110
Technical features - p. 498	Technical features - p. 499	Technical features - p. 499
		
PETRO	TALLO	TULIPANO
Gallery - p. 110	Gallery - p. 190	Gallery - p. 312
Technical features - p. 499	Technical features - p. 500	Technical features - p. 501
		
YANG	YANG	
Gallery - p. 188	Gallery - p. 188	
Technical features - p. 502	Technical features - p. 502	



CONSOLES



FERRANDO
Gallery - **p. 292** >
Technical features - **p. 503** >



LIRICA
Gallery - **p. 98** >
Technical features - **p. 504** >



LUMIÈRE
Gallery - **p. 370** >
Technical features - **p. 505** >



NARA
Technical features - **p. 506** >



PETRO
Gallery - **p. 120** >
Technical features - **p. 507** >



TIFFANY
Gallery - **p. 48** >
Technical features - **p. 509** >

DESKS



AMBRA
Gallery - **p. 254** >
Technical features - **p. 510** >



KOBE
Gallery - **p. 126** >
Technical features - **p. 511** >



KOBE
Gallery - **p. 126** >
Technical features - **p. 511** >



LUMIÈRE
Gallery - **p. 366** >
Technical features - **p. 512** >



LUMIÈRE
Gallery - **p. 366** >
Technical features - **p. 512** >



NARA
Gallery - **p. 62** >
Technical features - **p. 513** >



VANITY TABLES



AMBRA	
Gallery - p. 250	>
Technical features - p. 514	>



DOLCEVITA	
Gallery - p. 392	>
Technical features - p. 515	>



LUMIÈRE	
Gallery - p. 368	>
Technical features - p. 516	>

BOOKCASES



MODULO	
Gallery - p. 156	>
Technical features - p. 517	>



MODULO	
Gallery - p. 156	>
Technical features - p. 517	>



MODULO	
Gallery - p. 156	>
Technical features - p. 517	>



STORAGES



AMBRA
Gallery - **p. 224** >
Technical features - **p. 518** >



AMBRA
Gallery - **p. 224** >
Technical features - **p. 518** >



AMBRA
Gallery - **p. 224** >
Technical features - **p. 519** >



AMBRA
Gallery - **p. 224** >
Technical features - **p. 519** >



AMBRA
Gallery - **p. 224** >
Technical features - **p. 519** >



AMBRA
Gallery - **p. 224** >
Technical features - **p. 519** >



ASMARA
Gallery - **p. 32** >
Technical features - **p. 520** >



ASMARA
Gallery - **p. 32** >
Technical features - **p. 520** >



ASMARA
Gallery - **p. 32** >
Technical features - **p. 520** >

STORAGES



DOLCEVITA
Gallery - **p. 394** >
Technical features - **p. 521** >



DOLCEVITA
Gallery - **p. 394** >
Technical features - **p. 521** >



DOLCEVITA
Gallery - **p. 394** >
Technical features - **p. 521** >



NARA
Technical features - **p. 522** >



YANG
Gallery - **p. 52** >
Technical features - **p. 523** >



NIGHT STORAGES



AMBRA	
Gallery - p. 238	>
Technical features - p. 524	>



AMBRA	
Gallery - p. 238	>
Technical features - p. 524	>




AMBRA	
Gallery - p. 238	>
Technical features - p. 524	>




AMBRA	
Gallery - p. 238	>
Technical features - p. 524	>



AMBRA	
Gallery - p. 238	>
Technical features - p. 524	>



ASMARA	
Gallery - p. 314	>
Technical features - p. 525	>



ASMARA	
Gallery - p. 314	>
Technical features - p. 525	>



ASMARA	
Gallery - p. 314	>
Technical features - p. 525	>



DOLCEVITA	
Gallery - p. 384	>
Technical features - p. 526	>



DOLCEVITA	
Gallery - p. 384	>
Technical features - p. 526	>




NARA	
Gallery - p. 66	>
Technical features - p. 527	>




NARA	
Gallery - p. 66	>
Technical features - p. 527	>

NIGHT STORAGES



NARA	
Gallery - p. 66	>
Technical features - p. 527	>



NARA	
Gallery - p. 66	>
Technical features - p. 528	>



NARA	
Gallery - p. 66	>
Technical features - p. 528	>



STILBO	
Gallery - p. 106	>
Technical features - p. 529	>



STILBO	
Gallery - p. 106	>
Technical features - p. 529	>



BEDS



ELLIOT
Gallery - **p. 326** >
Technical features - **p. 530** >



ELLIOT DECÒ
Gallery - **p. 330** >
Technical features - **p. 532** >



JACOB
Gallery - **p. 356** >
Technical features - **p. 534** >



JOLO
Gallery - **p. 360** >
Technical features - **p. 536** >



KELLY
Gallery - **p. 416** >
Technical features - **p. 538** >



LADONE
Gallery - **p. 102** >
Technical features - **p. 540** >



TISSI
Gallery - **p. 78** >
Technical features - **p. 542** >



ZAFFIRO
Gallery - **p. 208** >
Technical features - **p. 544** >



ZAFFIRO ALTO
Gallery - **p. 218** >
Technical features - **p. 546** >

COMPLEMENTARY FURNITURE



ASTRID
Gallery - **p. 320** >
Technical features - **p. 548** >



ORLANDO
Gallery - **p. 306** >
Technical features - **p. 549** >





Galimberti Nino

SIDEBOARD

ASMARA

— Studio Galimberti • 2016 —



ASMARA - ASM 84D
232 x 54 x h.90 cm

Timeless and sophisticated, Asmara collection will add a bright decorative accent and precious storage space to any home. Its minimalist structure is highlighted and embellished by the linear base, that gives it the lightness, and by the solid wood profile, which frames doors and underlines the importance and preciousness of brass handles, giving a charm that has no age to these pieces.

STORAGES

TECHNICAL FEATURES











▲  ASMARA - ASM 82B
120 x 54 x h.90 cm

Galimberti Nino

DINING TABLE

RIGO

— Studio Galimberti • 2012 —




RIGO - RIG 82T
190/open 309 x 100 x h.76 cm

This elegant dining table, stunning in its simplicity, will bring a touch of luxurious sophistication to a classically decorated dining room, thanks to its exquisite craftsmanship and the use of precious material. Celebrating the essence of pure form, this table showcases a minimalistic top where the striking natural veins of the wood are a one-of-a-kind artistic decoration of the piece.

 | DINING TABLES >

 | TECHNICAL FEATURES >



Nuovo Classico Milanese





Galimberti Nino

DINING ARM CHAIR

DILETTA

— Studio Galimberti • 2020 —



 **DILETTA - DIL 31B**
59 x 63 x h.90 cm

A surprising series of curves distinguish the elegant and sinuous design of this chair. Around a dining table or behind a classic desk, this piece will give a touch of refined and timeless elegance to both a classic and contemporary interior. The perfectly proportioned wooden base beautifully contrasts with the soft curves that characterize the seat and backrest.

 **CHAIRS**



 **TECHNICAL FEATURES**



Galimberti Nino

CONSOLE

TIFFANY

— Studio Galimberti • 1994 —



TIFFANY - TFY 01E
90 x 43 x h.87 cm

The Tiffany console is the quintessence of the decorative element that is expressed in conferring an unusual and timeless prestige and dynamism to any interiors, be it classic or contemporary. A romantic idea, a reminiscence of classicism, it expresses in its being the craftsmanship, the mastery of the art of cabinetry and the great attention to the detail of the high-manufactured furniture piece.

CONSOLES



TECHNICAL FEATURES





Galimberti Nino

SHOWCASE

YANG

— Ilenia Viscardi • 2020 —



YANG - YAN 24D
92 x 53 x h.171 cm

The delicate shapes of this beautiful piece of furniture with a charming design and unique style will give a refined and timeless elegance to any interior, as modern as classical one. The sophisticated showcase, aerial and sunny, with a slight oriental touch, with the handles that are set like jewels in the structure of the doors, is supported by the base with minimal geometric lines embellished with the delicate sculptural decoration of the legs.

 | **STORAGES** >

 | **TECHNICAL FEATURES** >



Nuovo Classico Milanese











Galimberti Nino

DESK

NARA

— Ilenia Viscardi • 2020 —



NARA - NAR 33P
150 x 75 x h.75 cm

This splendid desk is part of the Nara collection, unique and unmistakable, with a surprising blend of oriental and western styles. The design that is both simple and sophisticated at the same time, the precious materials used for the creation of this prestigious piece of furniture, will give a timeless elegance to any home, both modern and classic one.

DESKS

TECHNICAL FEATURES





NIGHT TABLE • CHEST OF DRAWERS

NARA

— Ilenia Viscardi • 2020 —



 **NARA - NAR 21N**
53 x 42 x h.50 cm

Art D  co style and oriental scents of the old Japanese city Nara, to which the collection dedicates its name, are naturally fused in the design of these refined night storages. This careful blend of stylistic expressions, so different in the timing line and in the geographical provenience gives birth to a collection with a unique and incomparable style. The design with simple and sophisticated lines at the same time, the use of fine materials, the delicate play of contrast in the handles will give timeless sophistication and elegance to any interior.

 **NIGHT STORAGES** >

 **TECHNICAL FEATURES** >







▲  NARA - NAR 07G
140 x 50 x h.82 cm



NARA - NAR 08H
140 x 50 x h.65 cm







▲ 
 NARA - NAR 09L
 53 x 42 x h.136 cm

◀ 
 NARA - NAR 10M
 60 x 42 x h.65 cm

Galimberti Nino

BED

TISSI

— Ilenia Viscardi • 2020 —



TISSI - TIS 18B
235 x 236 x h.102 cm

Sensual, curvy, mischievous. Tissi bed manages to be proactive and audacious thanks to its rounded and inviting shapes. Its important dimensions and its lines that constantly change direction, make it a unique and gritty piece. Tissi bed, while appearing strong and alter, dominates the scene with lightness and elegance. It adapts to every kind of environment, from classic to contemporary.

 BEDS >

 TECHNICAL FEATURES >





Galimberti Nino

LOUNGE CHAIR

TISSI

— Studio Galimberti • 2019 —



TISSI - TIS 55A
59 x 62 x h.70 cm

Tissi lounge chair and benches are elegant and comfortable pieces, distinctive for their soft rounded silhouette that seem to float in midair supported by four thin legs decorated with brass ferrules. These items will be decorative and functional for any kind of environment, in the bedroom, entrance hall or living room.

ARMCHAIRS
AND OTTOMANS

TECHNICAL FEATURES





Galimberti Nino

SMALL BENCH

TISSI

— Studio Galimberti • 2019 —



TISSI - TIS 73C
64 x 46 x h.41 cm

Tissi lounge chair and benches are elegant and comfortable pieces, distinctive for their soft rounded silhouette that seem to float in midair supported by four thin legs decorated with brass ferrules. These items will be decorative and functional for any kind of environment, in the bedroom, entrance hall or living room.

ARMCHAIRS
AND OTTOMANS

TECHNICAL FEATURES



Galimberti Nino

BENCH

TISSI

— Studio Galimberti • 2019 —



 TISSI - TIS 62B
136 x 43 x h.43 cm

Tissi lounge chair and benches are elegant and comfortable pieces, distinctive for their soft rounded silhouette that seem to float in midair supported by four thin legs decorated with brass ferrules. These items will be decorative and functional for any kind of environment, in the bedroom, entrance hall or living room.

 ARMCHAIRS
AND OTTOMANS >

 TECHNICAL FEATURES >



Galimberti Nino

COFFEE TABLE

JACQUES

— Studio Galimberti • 2018 —



JACQUES - JCQ 63B
Ø130 x h.33 cm

The charming cut-out silhouette of this coffee table gives it a light and airy look, making it a statement piece in a contemporary or modern interior. Metal inserts add a surprising textural contrast with the round upper and lower tops, for a refined final effect.

COFFEE AND
SIDE TABLES



TECHNICAL FEATURES



Galimberti Nino

SOFA • SOFA BED

GIORGIO

— Studio Galimberti • 2020 —




GIORGIO - GIO 24D
240 x 100 x h.80 cm

The tradition of shapes and proportions is expressed with sublime elegance in Giorgio sofas revealing itself decisively in the fine worked quilts of the backrest and armrests. This beautiful collection of the upholstered furniture will infuse a timeless charm in every ambience of the house, both classic and contemporary, and it will be noticed and appreciated as a presence of pure class even in an absolutely modern location.

 | SOFAS



| TECHNICAL FEATURES





Galimberti Nino

CLUB CHAIR

GIORGIO

— Studio Galimberti • 2020 —




GIORGIO - GIO 40A
114 x 100 x h.80 cm

The tradition of shapes and proportions is expressed with sublime elegance in Giorgio club chair revealing itself decisively in the fine worked quilts of the backrest and armrests. This beautiful collection of the upholstered furniture will infuse a timeless charm in every ambience of the house, both classic and contemporary, and it will be noticed and appreciated as a presence of pure class even in an absolutely modern location.

 | **ARMCHAIRS
AND OTTOMANS** >

 | **TECHNICAL FEATURES** >



Galimberti Nino

CONSOLE

LIRICA

— Filippo Mambretti • 2012 —



LIRICA - LIR 63B
114 x 41 x h.89 cm

Sophisticated shapes of the Lirica console evoke the style of the 1950s revisited in the contemporary key. Its soft but elegant lines reflect the perfect harmony between style and functionality allowing this piece to express a strong decorative impact in any environment.

 CONSOLES



 TECHNICAL FEATURES





Galimberti Nino

BED

LADONE

— Studio Galimberti • 2019 —



LADONE - LAD 21P
194 x 222 x h.115 cm

The Ladone bed is timeless and sophisticated, boasting a classic silhouette and a modern chromatic combination to highlight the multiple shades of colour. The unique design integrates a comfortable curved headboard and a shaped footboard, intriguingly upholstered.

 BEDS



TECHNICAL FEATURES





Galimberti Nino

NIGHT TABLE • CHEST OF DRAWERS

STILBO

— Studio Galimberti • 2019 —



STILBO - STI 31A
120 x 51 x h.87 cm

The simple lines, the minimal aesthetic and functional design enriched with unique and refined details define these exquisite night storages that will adorn any bedroom with their clean sophistication. Evoking the elegance of classic 1960s furniture this simple yet chic design will elevate the style of any interior.

 NIGHT STORAGES >

 TECHNICAL FEATURES >





▲ 
STILBO - STI 42B
56 x 42 x h.56 cm

Galimberti Nino

COFFEE TABLE • SIDE TABLE

PETRO

— Studio Galimberti • 2020 —




PETRO - PET 35H
120 x 120 x h.40 cm

Proportions and linear shapes of these refined coffee and side tables make them perfectly suitable for any living room, providing a high sense of style while maintaining a delicate and timeless design. A decidedly balanced appearance characterized by precious details infuses refinement and elegance in both a classic and contemporary interior.

 **COFFEE AND
SIDE TABLES** >

 **TECHNICAL FEATURES** >







▲ 
PETRO - PET 34F
180 x 100 x h.40 cm



▲  PETRO - PET 37M
50 x 50 x h.56 cm






Galimberti Nino

CONSOLE

PETRO

— Studio Galimberti • 2020 —



PETRO - PET 40P
180 x 45 x h.75 cm

Proportions and linear shapes of these refined consoles make them perfectly suitable for any living room, providing a high sense of style while maintaining a delicate and timeless design. A decidedly balanced appearance characterized by precious details infuses refinement and elegance in both a classic and contemporary interior.

 CONSOLES



 TECHNICAL FEATURES





▲ 
PETRO - PET 41S
180 x 45 x h.56 cm



▲  PETRO - PET 42T
180 x 45 x h.40 cm



Galimberti Nino

DESK

KOBE

— Studio Galimberti • 2018 —



KOBE - KOB 02B
150 x 50 x h.73 cm

Strict by symmetrical and regular lines Kobe desk represents order and rationality. The metal inserts create the frame for the wooden elements that compose the item. It generates essential shapes that are capable to host decorative details, such as handles and leather pocket with embossed stitching, which make it charming and unique.

DESKS



TECHNICAL FEATURES





▲ 
 KOB - KOB 04D
 170 x 75 x h.73 cm



Galimberti Nino

CLUB CHAIR

JULIETTE

— Studio Galimberti • 2011 —




JULIETTE - JUL 01A
85 x 89 x h.69 cm

Elegance and comfort blend with the contemporary, curved, soft and essential lines of the Juliette club chair and ottoman, giving the origin to a perfectly balanced design full of harmony. Its timeless charm and inviting padded structure are highlighted by the linear base in solid wood, minimalist but at the same time characterized by a impressive and surprising visual impact.

 **ARMCHAIRS
AND OTTOMANS** >

 **TECHNICAL FEATURES** >



Galimberti Nino

SMALL OTTOMAN

JULIETTE

— Studio Galimberti • 2011 —




JULIETTE - JUL 36F
40 x 40 x h.42 cm

Elegance and comfort blend with the contemporary, curved, soft and essential lines of the Juliette club chair and ottoman, giving the origin to a perfectly balanced design full of harmony. Its timeless charm and inviting padded structure are highlighted by the linear base in solid wood, minimalist but at the same time characterized by a impressive and surprising visual impact.

 **ARMCHAIRS
AND OTTOMANS** >

 **TECHNICAL FEATURES** >



Galimberti Nino

SIDE TABLE

CHARLI

— Studio Galimberti • 2010 —




CHARLI - CHA 26B
Ø74 x h.51 cm

The unique and refined silhouette of Charli coffee table make it the expression of the craftsmanship essence. Three minimalist legs, enriched by sumptuous brass ferrules, sustain a wonderful corolla and a thin glass top, whose transparency opens the vision of the wonderful support construction. In an entryway, living room or bedroom, its presence will be a touch of unique and inimitable style.

 COFFEE AND
SIDE TABLES >

 TECHNICAL FEATURES >



Nuovo Classico Milanese







Galimberti Nino

SOFA • MODULAR SOFA

QUINTO

— Studio Galimberti • 2019 —




QUINTO - QUN C11
268 x 192 x h.80 cm

A rigorous and clean shape with a square appearance softened by the cozy cushions, the Quinto sofas and modular sofas recall the clean and minimal lines of Nordic design. A clear and sincere piece in its simplicity but characterized by a timeless style that will fill with charm any environment where it's placed.

 | SOFAS >

 | TECHNICAL FEATURES >







QUINTO - QUN 31B
268 x 96 x h.80 cm







Galimberti Nino

CHAISE LONGUE

QUINTO

— Studio Galimberti • 2019 —



 ▶
QUINTO - QUN 42D
192 x 96 x h.80 cm

A rigorous and clean shape with a square appearance softened by the cozy cushions, the Quinto chaises longues recall the clean and minimal lines of Nordic design. A clear and sincere piece in its simplicity but characterized by a timeless style that will fill with charm any environment where it's placed.

 | SOFAS >

 | TECHNICAL FEATURES >



Nuovo Classico Milanese



Galimberti Nino

CLUB CHAIR

VIOLA

— Ilenia Viscardi • 2020 —



VIOLA - VIO 72K
110 x 75 x h.80 cm

A club chair with innovative and audacious lines and surprising textile workmanship, with its sculptural structure, iconic shape and comfortable and wide seat that manages to fill with charm and fantasy the scenery of the environment in which it may express its innate grit and undeniable versatility.

ARMCHAIRS
AND OTTOMANS

TECHNICAL FEATURES



Galimberti Nino

BOOKCASE

MODULO

— Studio Galimberti • 2007 —



MODULO - MOD 201
175 x 43 x h.50 cm

A library with a rigorous and light character, which allows it to fit harmoniously into any environment, Modulo is simply “The Library”. A wonderful piece of decoration characterized by a pure and essential line, by a studied simplicity of the design and a choice of sophisticated materials and refined details that allow it to play a leading role within the living space, thanks to the variety of proposed finishes, which give it a strong decorative charm of contemporary taste.

 BOOKCASES



 TECHNICAL FEATURES





MODULO - MOD 202
175 x 43 x h.92 cm





MODULO - MOD 206
175 x 43 x h.264 cm



Galimberti Nino

DINING TABLE

TOMO

— Ilenia Viscardi • 2020 —




TOMO - TOM 32C
300 x 110 x h.75 cm

The sculptural shapes combined with the light and aerial appearance give the unique perfection of the proportions to the Tomo table despite its decidedly important dimensions. A personality that is not limited to any style allows it to be combined with every type of chair, from the most classic to the most modern. Its nature does not allow to be locked up in any stylistic category except the one called work of art.

 | DINING TABLES >


 | TECHNICAL FEATURES >



Nuovo Classico Milanese







Galimberti Nino

DINING CHAIR

EGLÉ

— Studio Galimberti • 2020 —



 ►
EGLÉ - EGL 14B
51 x 54 x h.82 cm

The perfection of Eglé chair and bar stool proportions is reflected in the successful combination of the back with its delicate and sinuous curves, expression of a soft embrace, with the base in precious solid wood in which the smoothness of the finish beautifully contrasts with the bright and luxurious presence of brass details. A unique piece with a personality strong enough to impress its character in any environment, both classic and modern.

 CHAIRS



 TECHNICAL FEATURES





Galimberti Nino

DINING ARM CHAIR

ADELE

— Studio Galimberti • 2017 —




ADELE - ADE 22B
57 x 63 x h.83 cm

The Adele arm chair summarises the essence of contemporary design and the memory of tradition. Subtle elegance and timeless allure distinguish the elegant design of this versatile piece of functional decor that will make a statement in any interior, either by a dining table, behind a desk or in an entryway.

 CHAIRS

 TECHNICAL FEATURES



Nuovo Classico Milanese







Galimberti Nino

DINING TABLE

HIRO

— Ilenia Viscardi • 2019 —



HIRO - HIR 21N
210 x 101 x h.75 cm

Celebrating the essence of pure form, suitable for modern and classic decors, the contrasting textures of marble top and wooden legs confer sophistication and character to the piece. A stunning combination of natural materials and fine craftsmanship, this dining table redefines interiors with its sleek silhouette and architectural presence.

 DINING TABLES >

 TECHNICAL FEATURES >





Galimberti Nino

DINING CHAIR

COLETTE

— Studio Galimberti • 2019 —



 COLETTE - COL 23B
47 x 51 x h.82 cm

The Colette chair simple yet elegant, made of linear pieces that boast exquisite craftsmanship and fine materials. Its gentle curves envelop the body in a comfortable hug. A perfect chair for a contemporary decor, this piece will add a note of sophistication to any dining or living room.

 CHAIRS >

 TECHNICAL FEATURES >



Nuovo Classico Milanese



Galimberti Nino

DINING CHAIR

BIRKIN

— Studio Galimberti • 2004 —



 **BIRKIN - BIR 33B**
48 x 51 x h.86 cm

Leather and a sophisticated design combine in this exquisite chair that will be an ideal companion for a dining table in a loft or for a writing desk in a modern office. The structure in metal boasts sculptural details that create a rigorous frame for the seat and backrest.

 **CHAIRS**



 **TECHNICAL FEATURES**



SIDE TABLE

ANDRÈ

— Studio Galimberti • 2018 —



ANDRÈ - AND 51B
Ø50 x h.54 cm

A stunning piece of functional decor that boasts a sculptural silhouette and exquisite craftsmanship, this side table is versatile and elegant and can be displayed in any room in the house. Its dynamic silhouette is crafted of wood with a walnut veneer. Its curved legs are adorned with metal inserts.

COFFEE AND
SIDE TABLES

TECHNICAL FEATURES



Galimberti Nino

COFFEE TABLE • SIDE TABLE

YANG

— Studio Galimberti • 2018 —



▲
YANG - YAN 03C
141 x 71 x h.40 cm

▶
YANG - YAN 01A
51 x 51 x h.50 cm
YANG - YAN 02B
61 x 61 x h.70 cm

These stunning coffee and side tables will be a versatile addition to a modern home. Their geometric structure is made of walnut with a delicate sculptural decoration at the bottom of each of four legs. The top is in marble, whose natural veins will add a luxurious accent and a refined allure to any room in the house. These pieces are part of the Yang collection and can be combined with the others in the same series for a dynamic and sophisticated decoration.

☰ | COFFEE AND
SIDE TABLES >

▴ | TECHNICAL FEATURES >



Galimberti Nino

SIDE TABLE

TALLO

— Studio Galimberti • 2019 —



TALLO - TAL 01A
50 x 45 x h.51 cm

Striking and unique, the playful design of this side table is also its very functional aspect, which allows it to come close to a bed, sofa or armchair becoming a perfect companion for relaxing times spent reading a book or lounging with a drink.

COFFEE AND
SIDE TABLES

TECHNICAL FEATURES



Nuovo Classico Milanese



Galimberti Nino

CLUB CHAIR

THEA

— Ilenia Viscardi • 2004 —



 THEA - THE 31C
72 x 71 x h.72 cm

A versatile seating option that is modern and sophisticated, this club chair exudes industrial allure and will be a stunning addition to a modern living room, study or bedroom. Its sinuous structure in metal supports a seat and back covered in leather with visible stitches for a striking contrast.

 ARMCHAIRS
AND OTTOMANS >

 TECHNICAL FEATURES >



Galimberti Nino

CLUB CHAIR

THEA SOFT

— Ilenia Viscardi • 2004 —




THEA SOFT - THE 32D
72 x 71 x h.72 cm

A versatile seating option that is modern and sophisticated, this club chair exudes industrial allure and will be a stunning addition to a modern living room, study or bedroom. Its sinuous structure in metal supports a seat and back covered in leather with visible stitches for a striking contrast.

 **ARMCHAIRS
AND OTTOMANS** >

 **TECHNICAL FEATURES** >



Nuovo Classico Milanese



Galimberti Nino

CHAIR

LUCY

— Studio Galimberti • 2018 —




LUCY - LCY 22E
48 x 45 x h.55 cm

This stunning chair will be a precious seating option around a dining table, in an entryway or behind a desk, and it will add a sculptural decoration that will not pass unnoticed. Its soft pluffy seat contrasts with the rigorous geometry of the unique silhouette with its minimal lines.

 CHAIRS



 TECHNICAL FEATURES



Galimberti Nino

NIGHT TABLE • LOUNGE TABLE

ARGO

— Studio Galimberti • 2019 —



ARGO - ARG 07S
48 x 48 x h.56 cm

A unique and sophisticated accent to a classic or contemporary interior, these night and lounge tables will imbue with brilliance a bedroom, also creating a functional space to store books or everyday objects. Their striking contrast between the warm wooden top and the sculptural base creates a look that is both classic and innovative.

COFFEE AND
SIDE TABLES

TECHNICAL FEATURES





ARGO - ARG 23A
Ø90 x h.63 cm





▲ 
 ARGO - ARG 11D
 60 x 60 x h.62 cm

Galimberti Nino

DINING TABLE

ZIRCONO

— Studio Galimberti • 2018 —



ZIRCONO - ZIR 32B
210/open 330 x 110 x h.78 cm

Extraordinarily versatile design of Zircone table allows it to be placed in any dining room, both classic and contemporary. This elegant table with a soft oval shape is decorated with metal ferrules to complete the fascinating legs with a unique and sophisticated touch.

 | DINING TABLES



 | TECHNICAL FEATURES





Galimberti Nino

BED

ZAFFIRO

— Studio Galimberti • 2014 —




ZAFFIRO - ZAF 01A
197 x 220 x h.123 cm

Bed with a refined and timeless design, Zaffiro stands out for being an extremely versatile piece which presence will impose itself in every bedroom, both classic and contemporary. It's rich in precious ornamental details and with structural characteristics such as the vertical profiles of the headboard, the soft curves and the feet covered in metal, you will not be able to resist to its unsurpassed charm.

 BEDS

 TECHNICAL FEATURES









▲ 
 ZAFFIRO - ZAF 01A
 177 x 220 x h.123 cm



Galimberti Nino

BED

ZAFFIRO ALTO

— Studio Galimberti • 2014 —




ZAFFIRO ALTO - ZAH 11A
197 x 220 x h.172 cm

Bed with a refined and timeless design, Zaffiro Alto stands out for being an extremely versatile piece which presence will impose itself in every bedroom, both classic and contemporary. It's rich in precious ornamental details and with structural characteristics such as the vertical profiles of the headboard, the soft curves and the feet covered in metal, you will not be able to resist to its unsurpassed charm.

 BEDS



TECHNICAL FEATURES







STORAGES

AMBRA

— Studio Galimberti • 2014 —



AMBRA - AMB 35E
122 x 50 x h.210 cm

This elegant series of storages is part of the Ambra collection, precious and timeless pieces that can be displayed alone or combined with the other items in the same series and will be the versatile addition to any classic o contemporary home. The linear silhouette of the wooden structure is highlighted and adorned with the luxurious insert in brass, the precious material that is used for the feet ferrules and the round handles as well to add the glamorous look to these items. The drawers bottom is covered with the ecological leather for the further classy touch.

STORAGES

TECHNICAL FEATURES





▲ 
 AMBRA - AMB 47B
 240 x 50 x h.210 cm



▲ 
 AMBRA - AMB 37G
 122 x 55 x h.96 cm



▲ 
AMBRA - AMB 38H
178 x 55 x h.96 cm





▲ 
AMBRA - AMB 40M
122 x 55 x h.151 cm



▲ 
 AMBRA - AMB 39L
 178 x 45 x h.71 cm



Galimberti Nino

COFFEE TABLE

AMBRA

— Studio Galimberti • 2014 —



AMBRA - AMB 32B
140 x 80 x h.41 cm

This stunning coffee table is an exquisite statement piece for either a modern or a classic living room. The linear silhouette of the wooden structure is underlined and decorated with the luxurious insert in brass, the precious material that is used for the feet ferrules as well to add the glamorous look to this item.

COFFEE AND
SIDE TABLES

TECHNICAL FEATURES



Nuovo Classico Milanese



Galimberti Nino

NIGHT TABLE • CHEST OF DRAWERS

AMBRA

— Studio Galimberti • 2014 —



AMBRA - AMB 41N
122 x 55 x h.96 cm

This elegant series of night tables and chests of drawers is part of the Ambra collection, precious and timeless pieces that can be displayed alone or combined with the other items in the same series and will be the versatile addition to any classic or contemporary home. The linear silhouette of the wooden structure is highlighted and adorned with the luxurious insert in brass, the precious material that is used for the feet ferrules and the round handles as well to add the glamorous look to these items. The drawers bottom is covered with the ecological leather for the further classy touch.

 NIGHT STORAGES

 TECHNICAL FEATURES





▲ 
AMBRA - AMB 44R
56 x 45 x h.53 cm



▲ 
 AMBRA - AMB 45S
 70 x 45 x h.65 cm





AMBRA - AMB 43Q
160 x 55 x h.96 cm





▲ 
AMBRA - AMB 42P
122 x 50 x h.71 cm

Galimberti Nino

BENCH

AMBRA

— Studio Galimberti • 2014 —



AMBRA - AMB 31A
120 x 45 x h.46 cm


This stunning bench is an exquisite statement piece for either a modern or a classic bedroom or entrance hall. Part of the Ambra collection, it can be combined with the others in the same series. The glamorous looking wooden structure has the perimeter brass inserts and four tapered legs adorned with feet in brass.

ARMCHAIRS
AND OTTOMANS

TECHNICAL FEATURES



Nuovo Classico Milanese



Galimberti Nino

VANITY TABLE

AMBRA

— Studio Galimberti • 2014 —



AMBRA - AMB 34D
111 x 55 x h.78 cm

The vanity table of the Ambra collection is a precious piece of furniture that boast a retrochic allure and exquisite details, it will decorate any ambience with its refined elegance. The linear silhouette of the wooden structure is underlined and decorated with the luxurious insert in brass, the precious material that is used for the feet ferrules and the handles as well to add the glamorous look to this item. The drawers bottom is covered with the ecological leather for the further classy touch.

VANITY TABLES

TECHNICAL FEATURES





Galimberti Nino

DESK

AMBRA

— Studio Galimberti • 2014 —



AMBRA - AMB 33C
140 x 70 x h.77 cm

The writing desk of the Ambra collection is a precious piece of furniture that boast a retrochic allure and exquisite details, it will decorate any ambience with its refined elegance. The linear silhouette of the wooden structure is underlined and decorated with the luxurious insert in brass, the precious material that is used for the feet ferrules and the handles as well to add the glamorous look to this item. The drawers bottom is covered with the ecological leather for the further classy touch.

DESKS

TECHNICAL FEATURES



Galimberti Nino

SOFA

ELIODORO

— Studio Galimberti • 2014 —



ELIODORO - ELI 61A
260 x 110 x h.95 cm

This charming sofa, inspired by the elegance of the Art Deco style, stands out with its vibrant classic shape in every ambience of the house. The curved backrest wraps around the seat and flows into the sloping armrests, creating a soft and inviting look, both timeless and comfortable. The metal-covered base adds a touch of luxury, light but significant, making this piece a refined addition to any interior, be it contemporary or traditional.

 SOFAS



 TECHNICAL FEATURES





Galimberti Nino

ARMCHAIR

ELIODORO

— Studio Galimberti • 2014 —



ELIODORO - ELI 62B
120 x 105 x h.92 cm

This charming armchair, inspired by the elegance of the Art Deco style, stands out with its vibrant classic shape in every ambience of the house. The curved backrest wraps around the seat and flows into the sloping armrests, creating a soft and inviting look, both timeless and comfortable. The metal-covered base adds a touch of luxury, light but significant, making this piece a refined addition to any interior, be it contemporary or traditional.

ARMCHAIRS
AND OTTOMANS

TECHNICAL FEATURES



Galimberti Nino

CLUB CHAIR

ACQUAMARINA

— Studio Galimberti • 2014 —



ACQUAMARINA - ACQ 02B
78 x 90 x h.72 cm

Elegance and comfort mix in a harmonious design that adds a refined touch to both a modern and a classic interior. Either in a hall or living room, as in the study or as an extra seat in the bedroom, Acquamarina club chair will be functional and decorative. The solid wood profile of the armrests gives a pleasant feeling of winding.

ARMCHAIRS
AND OTTOMANS

TECHNICAL FEATURES





Galimberti Nino

SOFA

ANEMONE

— Studio Galimberti • 2015 —



ANEMONE - ANE 11A
294 x 130 x h.95 cm

The Anemone sofa will express its superb elegance in any modern or classic ambience, thanks to its precious presence and its great comfort. The unique and sinuous shape of its structure, preciousy covered, has rounded and soft corners, and it's enriched by the fascinating fringe decoration that adds a surprising sense of movement under the seat.

 SOFAS



TECHNICAL FEATURES




Galimberti Nino

OTTOMAN

ANEMONE

— Studio Galimberti • 2015 —




ANEMONE - ANE 12B
170 x 80 x h.45 cm

The Anemone ottoman will express its superb elegance in any modern or classic ambience, thanks to its precious presence and its great comfort. The unique and sinuous shape of its structure, preciousy covered, has rounded and soft corners, and it's enriched by the fascinating fringe decoration that adds a surprising sense of movement under the seat.

 | **ARMCHAIRS
AND OTTOMANS** >

 | **TECHNICAL FEATURES** >



Galimberti Nino

ARMCHAIR

CAMELIA

— Studio Galimberti • 2015 —




CAMELIA - CAM 01A
78 x 80 x h.77 cm

This comfortable elegant armchair boasts a timeless design that will be equally stunning in a classic or contemporary home. It combines slender legs in brass with an enveloping and sinuous silhouette that includes a generous and cozy seat.

 **ARMCHAIRS
AND OTTOMANS** >

 **TECHNICAL FEATURES** >







Galimberti Nino

COFFEE TABLE

CAMELIA

— Studio Galimberti • 2015 —




CAMELIA - CAM 02B
150 x 140 x h.23 cm

These sleek and sophisticated coffee tables are a refined choice for a modern or contemporary interior, where their timeless color combination and complementing finishes will create a harmonious effect.

 COFFEE AND
SIDE TABLES >

 TECHNICAL FEATURES >



Nuovo Classico Milanese





CAMELIA - CAM 03C
Ø80 x h.23 cm



Galimberti Nino

DINING TABLE

CORALLO

— Studio Galimberti • 2014 —



CORALLO - COR 61A
400 x 120 x h.76 cm

The Corallo tables stand out for the surprising curved silhouette of the legs, reminiscent of the tulip flower shape, and for the presence of the precious metal details that create a delicate contrast of color and material. These tables are a wonderful addition to a modern or classic home, where they will be of strong visual impact both as a decorative piece in an entrance hall and as a dining table.

 | DINING TABLES >

 | TECHNICAL FEATURES >





▲ 
CORALLO - COR 62B
Ø130 x h.76 cm

Galimberti Nino

DINING TABLE

MARTON

— Studio Galimberti • 2021 —



 ▶
MARTON - MAR 28N
280 x 110 x h.75 cm

The architectural shape, massive and functional but at the same time refined and sophisticated, the elegant combination of materials and finishes and the fine craftsmanship of the Marton table will put it at the center of attention in any environment. Marton will be able to express the prevalence of pure form over decoration with its harmonious and natural presence.

 | DINING TABLES >

 | TECHNICAL FEATURES >



Galimberti Nino

COFFEE TABLE • SIDE TABLE

FERRANDO

— Studio Galimberti • 2012 —



FERRANDO - FER 01A
120 x 80 x h.43 cm

With their linear but soft shapes, these beautiful coffee and side tables will be a refined touch for a living area, giving an elegant tone to the house. The satin brass of their sinuous base and thin legs, raises and highlights the brass frame, which welcomes and protects the top in precious natural marble. The charming appearance of these pieces will donate a sophisticated elegance and timeless style to any environment.


 COFFEE AND
SIDE TABLES >

 TECHNICAL FEATURES >







▲ 
FERRANDO - FER 02B
Ø70 x h.70 cm

Galimberti Nino

CONSOLE

FERRANDO

— Studio Galimberti • 2012 —




FERRANDO - FER 03C
120 x 35 x h.86 cm

With its linear but soft shapes, this beautiful console will be a refined touch for an entrance hall, giving an elegant tone to the house. The satin brass of its sinuous base and thin legs, raise and highlight the brass frame, which welcomes and protects the top in precious natural marble. The charming appearance of this piece will donate a sophisticated elegance and timeless style to any environment.

 CONSOLES



 TECHNICAL FEATURES



Galimberti Nino

DINING CHAIR • DINING ARM CHAIR

GEMMA

— Studio Galimberti • 2014 —




GEMMA - GEM 21A
61 x 60 x h.91 cm

A superb addition to a modern or classic home, this chair is versatile and elegant and it will best express itself both around an important dining table, in a study or in the entrance area. Its wooden structure with rigorous and fluid shapes, highlights its exquisite craftsmanship.

 CHAIRS



 TECHNICAL FEATURES





▲ 
 GEMMA - GEM 22B
 61 x 60 x h.91 cm

Galimberti Nino

DINING CHAIR

GILDA

— Studio Galimberti • 2009 —



GILDA - GIL 41A
52 x 56 x h.92 cm

This exquisite chair combines a sinuous silhouette with comfortable seating experience. Either behind a desk in a study, as an accent piece in an entryway or around a dining table, this chair will be a precious addition to both modern and classic homes.

 CHAIRS



 TECHNICAL FEATURES





GILDA BI - GIB 91A
52 x 56 x h.92 cm



Galimberti Nino

DINING CHAIR

GILDA COVER

— Studio Galimberti • 2009 —




GILDA COVER - GIL 42B
52 x 56 x h.92 cm

This exquisite chair combines a sinuous silhouette with comfortable seating experience. Either behind a desk in a study, as an accent piece in an entryway or around a dining table, this chair will be a precious addition to both modern and classic homes.

 CHAIRS

 TECHNICAL FEATURES



Nuovo Classico Milanese





▲  GILDA BI COVER - GIB 92B
52 x 56 x h.92 cm

Galimberti Nino

FLOOR LAMP

ORLANDO

— Studio Galimberti • 2017 —



ORLANDO - ORL 16F
Ø65 x h.164 cm

The Orlando floor lamp will give a touch of incredible charm to any living room or study, and, combined with the tables of the same collection, it will fill a classic or modern home with sophisticated elegance. Its structure, adorned with refined metal inserts, features a sculptural column with vertical grooves that evoke the splendor of classical buildings.

 **COMPLEMENTARY
FURNITURE** >

 **TECHNICAL FEATURES** >



Galimberti Nino

SIDE TABLE

ORLANDO

— Studio Galimberti • 2017 —



ORLANDO - ORL 14D
Ø63 x h.71 cm

ORLANDO - ORL 15E
Ø52 x h.53 cm

The coffee tables of the Orlando collection offer a precious and versatile exhibition area, while decorating a living room, an entrancehall or a study with traditional elegance. The round base supports a splendid fluted and sinuous column with the marble top. The metal inserts add a precious material contrast.

COFFEE AND
SIDE TABLES



TECHNICAL FEATURES



Galimberti Nino

DINING TABLE

ORLANDO

— Studio Galimberti • 2017 —



ORLANDO - ORL 18G
Ø110 x h.77 cm

The classic style and elegant forms blend to create an exceptional table that boasts functionality and refinement. The round top is supported by a grooved column raised on a crossed base, enriched with metal details. The perfect design to add timeless elegance to a contemporary home and fine craftsmanship of this table will make it the focal point of any ambience.

 | DINING TABLES >

 | TECHNICAL FEATURES >



Galimberti Nino

SIDE TABLE

TULIPANO

— Studio Galimberti • 2015 —



TULIPANO - TUL 21A
Ø61 x h.71 cm

Evoking the elegance of classic furniture, this side table with its simple and joyful design will enrich with the style any ambience. Crafted with utmost attention to details, this versatile item reminds with its look the shape of the tulip flower.

COFFEE AND
SIDE TABLES



TECHNICAL FEATURES



Galimberti Nino

NIGHT TABLE • CHEST OF DRAWERS

ASMARA

— Studio Galimberti • 2016 —



▶
ASMARA - ASM 87G
180 x 52 x h.74 cm

Timeless and sophisticated, Asmara collection will add a bright decorative accent and precious storage space to any home. Its minimalist structure is highlighted and embellished by the linear base, that gives it the lightness, and by the solid wood profile, which frames drawers and underlines the importance and preciousness of brass handles, giving a charm that has no age to these pieces.

📦 | NIGHT STORAGES >

📐 | TECHNICAL FEATURES >





ASMARA - ASM 88H
64 x 42 x h.58 cm





▲ 
 ASMARA - ASM 86F
 120 x 52 x h.90 cm

Galimberti Nino

WALL MIRROR

ASTRID

— Studio Galimberti • 2017 —




ASTRID - AST 10A
115 x 5 x h.172 cm

The simple silhouette of this mirror and its refined frame create a timeless, iconic piece that is a staple in any home. Either positioned in a modern entryway or a traditional bedroom, the essential lines and pure geometric proportions of this piece will add subtle elegance to any decor.

 **COMPLEMENTARY
FURNITURE** >

 **TECHNICAL FEATURES** >



Nuovo Classico Milanese



Galimberti Nino

SOFA

EDMOND

— Studio Galimberti • 2017 —



EDMOND - EDM 12B
198 x 95 x h.80 cm

This elegant sofa will add a sophisticated retro vibe to any classic or modern living room while providing comfortable seating combined with stunning decorative quality. The padded structure, the delicately curved armrests and the soft lines are highlighted with the use of a wooden base with a slight visual impact.

 SOFAS



TECHNICAL FEATURES





EDMOND - EDM 11A
248 x 95 x h.80 cm



Galimberti Nino

BED

ELLIOT

— Studio Galimberti • 2017 —



ELLIOT - ELL 31A
195 x 214 x h.137 cm

Focused on simplicity with a steady eye on style, this bed of Art Deco-inspired design is enriched with luxurious details to enliven a modern and classic bedroom. The wooden frame of the upholstered headboard and the wooden base of the padded structure create a play of contrasts and materials and add the luxury touch to this piece.

BEDS

TECHNICAL FEATURES





Galimberti Nino

BED

ELLIOT DECÒ

— Studio Galimberti • 2017 —




ELLIOT DECÒ - ELD 51A
195 x 214 x h.137 cm

Focused on simplicity with a steady eye on style, this bed of Art Deco-inspired design is enriched with luxurious details to enliven a modern and classic bedroom. The wooden frame of the upholstered headboard and the wooden base of the padded structure create a play of contrasts and materials and add the luxury touch to this piece.

 BEDS



TECHNICAL FEATURES




Galimberti Nino

SOFA

HOLLYWOOD

— Studio Galimberti • 2008 —



 **HOLLYWOOD - HOL 11A**
220 x 105 x h.86 cm

The charm of traditional style and exquisite craftsmanship create a beautiful piece of decor that is both elegantly decorative and comfortably functional. The structure, completely upholstered, features a generous seat, capitonn back and curved welcoming armrests. This sofa will add a decorative and timeless touch to any living room or study.

 **SOFAS**

 **TECHNICAL FEATURES**







Galimberti Nino

CLUB CHAIR

HOLLYWOOD

— Studio Galimberti • 2008 —




HOLLYWOOD - HOL 12B
103 x 105 x h.86 cm

The charm of traditional style and exquisite craftsmanship create a beautiful piece of decor that is both elegantly decorative and comfortably functional. The structure, completely upholstered, features a generous seat, capitonnè back and curved welcoming armrests. This club chair will add a decorative and timeless touch to any living room or study.

 **ARMCHAIRS
AND OTTOMANS** >

 **TECHNICAL FEATURES** >





Galimberty Nino

SOFA • MODULAR SOFA

HUGO

— Studio Galimberty • 2017 —




HUGO - HUG C22
294 x 220 x h.68 cm

The elegant silhouette of Hugo sofas and modular sofas and their comfortable structure are the distinctive traits of these pieces that invite to relax and entertain, providing ample seating space. The straight lines of the solid wood base, the soft cushions and minimalist accents make this collection a significant presence in any interior.

 | SOFAS



TECHNICAL FEATURES







▲ 
HUGO - HUG 23C
212 x 104 x h.68 cm

Galimberti Nino

CHAISE LONGUE

HUGO

— Studio Galimberti • 2017 —



 **HUGO - HUG 41U**
220 x 106 x h.68 cm

The elegant silhouette of Hugo chaises longues and their comfortable structure are the distinctive traits of these pieces that invite to relax and entertain, providing ample seating space. The straight lines of the solid wood base, the soft cushions and minimalist accents make this collection a significant presence in any interior.

 SOFAS



 TECHNICAL FEATURES





HUGO - HUG 40T
220 x 106 x h.68 cm



Galimberti Nino

CLUB CHAIR • OTTOMAN

HUGO

— Studio Galimberti • 2017 —




HUGO - HUG 21A
108 x 104 x h.68 cm

The elegant silhouette of Hugo club chair and ottoman and their comfortable structure are the distinctive traits of these pieces that invite to relax and entertain, providing ample seating space. The straight lines of the solid wood base, the soft cushions and minimalist accents make this collection a significant presence in any interior.

 | ARMCHAIRS
AND OTTOMANS >

 | TECHNICAL FEATURES >





Galimberti Nino

BED

JACOB

— Studio Galimberti • 2017 —



JACOB - JAC 01A
191 x 213 x h.130 cm

The bed with its sober shape and strong character will perfectly suite both modern and classic bedrooms. The wooden base and the padded structure with the quilted headboard, enriched with the buffalo horn buttons, create the play of contrasts of materials to add sophisticated touch to this piece.

 BEDS



TECHNICAL FEATURES





Galimberti Nino

BED

JOLO

— Studio Galimberti • 2017 —




JOLO - JOL 21A
191 x 213 x h.150 cm

A striking addition to both classical or eclectic interiors, this sophisticated bed exudes a classic and romantic flair due to the shaped silhouette of the padded headboard, lending this piece a timeless charm.

 BEDS



TECHNICAL FEATURES





Galimberti Nino

OTTOMAN

KUBBU

— Studio Galimberti • 2017 —



KUBBU - KUB 01A
40 x 40 x h.44 cm

The minimalist design and comfortable shape of this stunning piece make it a precious addition to both a modern and a contemporary home, where it will provide extra seating in a living room or can be used as a footrest next to an armchair in a study, in a bedroom or in an entrance hall.

 **ARMCHAIRS
AND OTTOMANS** >

 **TECHNICAL FEATURES** >



Nuovo Classico Milanese



Galimberti Nino

DESK
LUMIÈRE

— Studio Galimberti • 2017 —



▲
LUMIÈRE - LUM 12B
150 x 70 x h.76 cm

▶
LUMIÈRE - LUM 11A
150 x 70 x h.85 cm

With the strong personality and timeless, this is a stunning piece for a modern or classic private studio or bedroom, where it will create a sophisticated atmosphere, thanks to its elegant materials and linear silhouette. The lacquered structure, the drawers, enriched with buffalo horn handles, and sculptural legs, underlined with brass ferrules, represent the unique and incomparable style.

DESKS

TECHNICAL FEATURES



Galimberti Nino

VANITY TABLE

LUMIÈRE

— Studio Galimberti • 2017 —



LUMIÈRE - LUM 13C
106 x 50 x h.76 cm

With the strong personality and timeless, this is a stunning piece for a modern or classic bedroom, where it will create a sophisticated atmosphere, thanks to its elegant materials and linear silhouette. The lacquered structure, the drawers, enriched with buffalo horn handles, and sculptural legs, underlined with brass ferrules, represent the unique and incomparable style.

VANITY TABLES

TECHNICAL FEATURES



Galimberti Nino

CONSOLE
LUMIÈRE

— Studio Galimberti • 2017 —




LUMIÈRE - LUM 14D
160 x 40 x h.85 cm

With the strong personality and timeless, this is a stunning piece for a modern or classic room, where it will create a sophisticated atmosphere, thanks to its elegant materials and linear silhouette. The lacquered structure and the sculptural legs, underlined with brass ferrules, represent the unique and incomparable style.

 | CONSOLES >

 | TECHNICAL FEATURES >





Galimberti Nino

DINING TABLE

MORGAN

— Studio Galimberti • 2017 —



MORGAN - MOR 23C
Ø160 x h.76 cm

The elegance of Morgan dining table will stand out in a modern or contemporary environment, where it will be an important presence thanks to its harmonious combination of geometric and metallic elements. The lacquered base is embellished with light metal inserts that underline its formal linearity.

 DINING TABLES >

 TECHNICAL FEATURES >



Galimberti Nino

LOW COFFEE TABLE

MORGAN

— Studio Galimberti • 2017 —



MORGAN - MOR 25E
Ø130 x h.33 cm

The elegance of Morgan coffee table will stand out in a modern or contemporary environment, where it will be an important presence thanks to its harmonious combination of geometric and metallic elements. The lacquered base is embellished with light metal inserts that underline its formal linearity.

COFFEE AND
SIDE TABLES



TECHNICAL FEATURES






Galimberti Nino

CLUB CHAIR • OTTOMAN

TUSCANIA

— Studio Galimberti • 2012 —



 **TUSCANIA - TUS 42A**
105 x 100 x h.80 cm
TUSCANIA - TUS 43B
100 x 65 x h.44 cm

An exquisite mastery and respect for the charm of tradition are expressed with elegance in the Tuscania club chair and pouf, which with the gentle curves of their padding, represent an ideal addition to a classic living room, a modern study or a bedroom.

 **ARMCHAIRS
AND OTTOMANS** >

 **TECHNICAL FEATURES** >



Galimberti Nino

ARMCHAIR

BRIGITTA

— Studio Galimberti • 2010 —



BRIGITTA - BRI 91A
62 x 79 x h.71 cm

A precious addition to a living room or a study, this armchair is a superb object of functional decor. An ideal piece to lounge with a good book or to enjoy the company of friends and family after dinner, this armchair features a stunning combination of comfort and elegant design.

ARMCHAIRS
AND OTTOMANS

TECHNICAL FEATURES



Galimberti Nino

NIGHT TABLE • CHEST OF DRAWERS

DOLCEVITA

— Studio Galimberti • 2009 —



 **DOLCEVITA - DOV 11N**
130 x 56 x h.97 cm

The minimal and at the same time functional aesthetic defines this exquisite collection of night storages that fits perfectly in both a modern and classic ambience, thanks to its simple but elegant design. Its important structure with soft and rounded lines is lightened thanks to the slender legs with an unmistakable style. Evoking the elegance of classic décor, these pieces feature precious brass Art Deco handles with buffalo horn inserts.

 NIGHT STORAGES >

 TECHNICAL FEATURES >





DOLCEVITA - DOV 12P
61 x 41 x h.59 cm



Galimberti Nino

BENCH

DOLCEVITA

— Studio Galimberti • 2009 —



 **DOLCEVITA - DOV 02B**
120 x 45 x h.45 cm

With their unique style that combines retro inspiration with a modern aesthetic, these benches offer a functional touch in both a modern and neo-classic interior. Placed in an entrance hall or in a bedroom, these pieces will be an expression of style, adding the charm to any ambience.

 **ARMCHAIRS
AND OTTOMANS** >

 **TECHNICAL FEATURES** >





▲ 
DOLCEVITA - DOV 03C
52 x 40 x h.46 cm

Galimberti Nino

VANITY TABLE

DOLCEVITA

— Studio Galimberti • 2009 —




DOLCEVITA - DOV 07G
106 x 56 x h.76 cm

This vanity desk, functional and refined, blends minimalist lines and mid century flair, so that its look is both compact and aesthetically seductive. The flip-top mirror and the storage compartment in the center of the top will be appreciated for their simplicity and practicality in everyday use. Evoking the elegance of classic decor, this item features precious Art Deco brass handles with buffalo horn inserts. This piece will complement any bedroom with a timeless elegance.

 | VANITY TABLES >

 | TECHNICAL FEATURES >



Nuovo Classico Milanese



Galimberti Nino

SHOWCASE • SIDEBORD

DOLCEVITA

— Studio Galimberti • 2009 —



 DOLCEVITA - DOV 09L
74 x 51 x h.194 cm

The minimal and at the same time functional aesthetic defines this exquisite collection of storages that fits perfectly in both a modern and classic ambience, thanks to its simple but elegant design. Its important structure with soft and rounded lines is lightened thanks to the slender legs with an unmistakable style. Evoking the elegance of classic decor, these pieces feature precious brass Art Deco handles with buffalo horn inserts.

 | STORAGES >

 | TECHNICAL FEATURES >



Nuovo Classico Milanese





▲ 
LUMIÈRE - LUM 12B
150 x 70 x h.76 cm



Galimberti Nino

COFFEE TABLE • SIDE TABLE

DOLCEVITA

— Studio Galimberti • 2009 —




DOLCEVITA - DOV 04D
Ø85 x h.74 cm

The simple and austere lines of these coffee and side tables inspired by the 50s of the last century, convey a visual lightness that will revive both modern and classic living rooms. Their structure with soft and rounded lines is lightened thanks to the slender legs with an unmistakable style. Testimony of traditional craftsmanship, their elegant shape will create a functional support surface in every room of the house.

 COFFEE AND
SIDE TABLES >

 TECHNICAL FEATURES >





DOLCEVITA - DOV 06F
Ø50 x h.38 cm

DOLCEVITA - DOV 05E
150 x 75 x h.49 cm



Galimberti Nino

DINING TABLE

DOLCEVITA

— Studio Galimberti • 2009 —




DOLCEVITA - DOV 01A
210/open 320 x 110 x h.77 cm

Evoking the elegance of classic furniture, this dining table with its simple yet chic design will elevate the style of any interior decor. A harmonious balance of sculptural aesthetic and functionality, the table, crafted with utmost attention to the details, will fit both modern and more classic, mid-century interiors.

 | DINING TABLES >

 | TECHNICAL FEATURES >





Galimberti Nino

SOFA

KELLY

— Studio Galimberti • 2010 —



KELLY - KEL 01A
220 x 93 x h.93 cm

Perfectly proportioned and exquisitely detailed, Kelly sofa will take center stage in any living room with its streamlined and refined silhouette. Defined by a generous seat, squared back, and flared armrests, this stunning piece of furniture is supported by six elegant feet with brass ferrules which add the sophisticated and precious accent.

 SOFAS



TECHNICAL FEATURES







Galimberti Nino

CLUB CHAIR

KELLY

— Studio Galimberti • 2010 —




KELLY - KEL 02B
81 x 93 x h.93 cm

Perfectly proportioned and exquisitely detailed, Kelly club chair will take center stage in any living room with its streamlined and refined silhouette. Defined by a generous seat, squared back, and flared armrests, this stunning piece of furniture is supported by six elegant feet with brass ferrules which add the sophisticated and precious accent.

 | ARMCHAIRS
AND OTTOMANS >

 | TECHNICAL FEATURES >



Galimberti Nino

BED

KELLY

— Studio Galimberti • 2010 —



KELLY - KEL 03C
213 x 220 x h.110 cm

This elegant piece is an ideal bed to add comfort and a decorative and exclusive look to any bedroom. Its welcoming silhouette is distinctive for the harmonious design and softness of its headboard as well as the absence of any sharp corner. In retro style, this bed, supported by six elegant feet with brass ferrules that add the refined and precious touch, will be ideal to relax and to sleep.

 BEDS



TECHNICAL FEATURES





Galimberti Nino

SOFA

PIGRONE

— Studio Galimberti • 2012 —



PIGRONE - PGE 41A
246 x 102 x h.92 cm

With its timeless and sophisticated design, Pigrone represents a splendid touch of refined aesthetics both in an entrance hall and in a living room with a classic or contemporary taste. Its sinuous and elegant shapes, the important backrest, the soft armrests and the generous seat express the ability to be attractive and comfortable at any time when you simply feel the need to relax or to share joyfully your time with the others.

 SOFAS >

 TECHNICAL FEATURES >



Galimberti Nino

CLUB CHAIR

PIGRONE

— Studio Galimberti • 2012 —



PIGRONE - PGE 42B
106 x 102 x h.92 cm

With its timeless and sophisticated design, Pigrone represents a splendid touch of refined aesthetics both in an entrance hall and in a living room with a classic or contemporary taste. Its sinuous and elegant shapes, the important backrest, the soft armrests and the generous seat express the ability to be attractive and comfortable at any time when you simply feel the need to relax or to share joyfully your time with the others.

ARMCHAIRS
AND OTTOMANS

TECHNICAL FEATURES






Galimberti Nino

ARMCHAIR • OTTOMAN

SINATRA

— Studio Galimberti • 2009 —



 **SINATRA - SIN 01A**
80 x 90 x h.103 cm

SINATRA - SIN 03C
65 x 50 x h.50 cm

Inviting and sophisticated armchair and ottoman with a visual aesthetic will bring the vitality to a classic living room or a private study. The pieces with a strong personality but at the same time able to donate a comfortable seat to dedicate some moments of the day to complete relaxation.

 **ARMCHAIRS
AND OTTOMANS** >

 **TECHNICAL FEATURES** >



Galimberti Nino

DINING ARM CHAIR

SOPHIA

— Studio Galimberti • 2009 —



SOPHIA - SOP 11A
63 x 62 x h.94 cm

Showing a classic design with a modern and elegant touch, this superb dining arm chair will complement contemporary and traditional dining rooms. The elegant shape of the structure, the backrest and the armrests with sinuous curved lines donate a visually attractive look to the seat and guarantee the perfect comfort.

 CHAIRS



 TECHNICAL FEATURES





TECHNICAL FEATURES

DINING TABLES

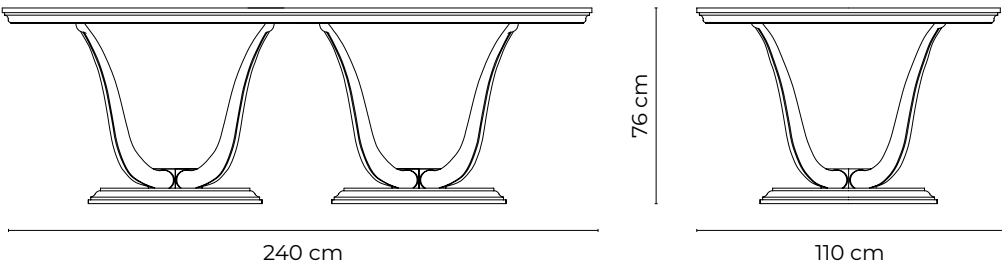
CORALLO p. 280



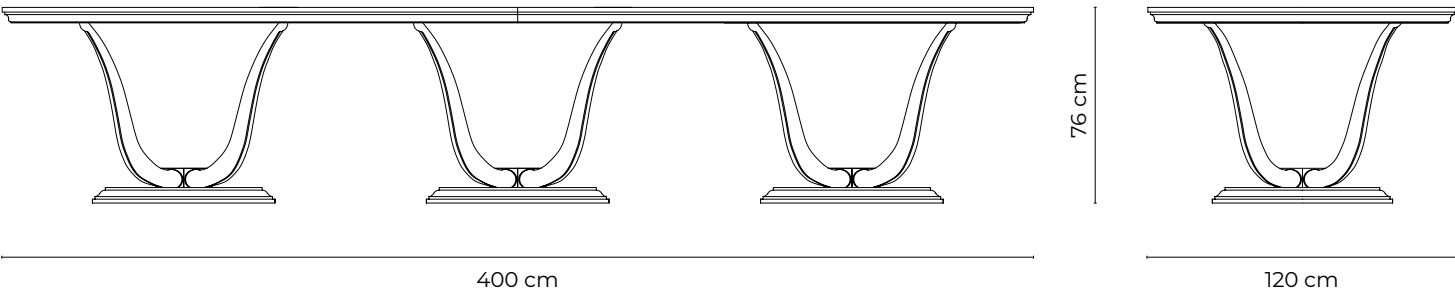
LACQUERED
Matt and glossy lacquer in the Galimberti Nino colour range

METAL
Bronze painted / satin brass

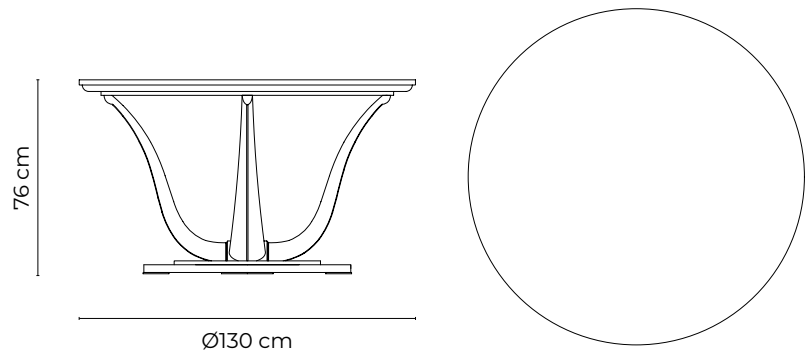
Product range
COR 24E



COR 61A



COR 62B



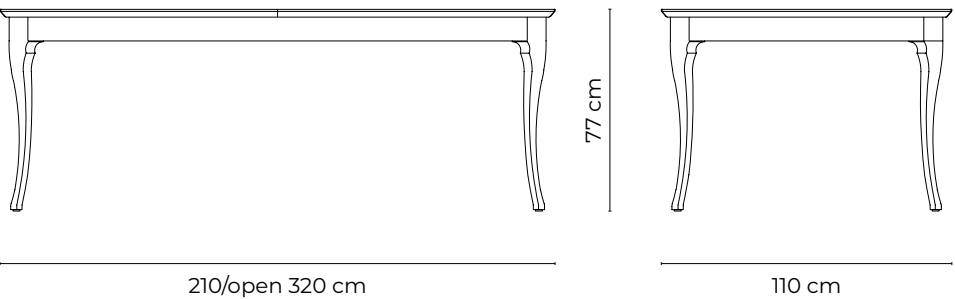
DINING TABLES

DOLCEVITA p. 404



WOOD
White ash wood / tobacco ash wood / moro ash wood / ebonized ash wood

Product range
DOV 01A



DINING TABLES

HIRO p. 178



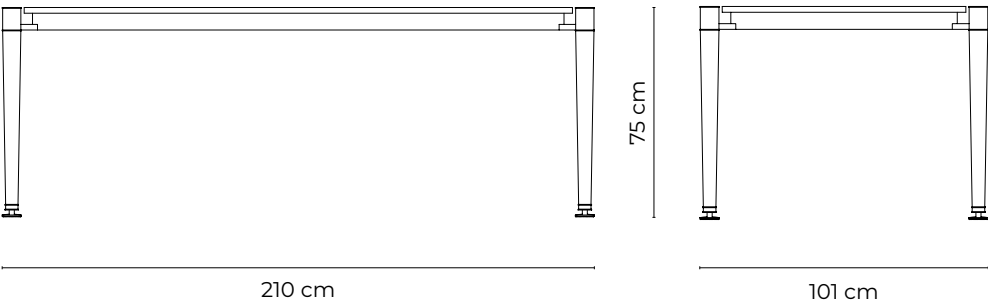
WOOD
Natural walnut / honey walnut / matt and glossy tobacco walnut / moro walnut

MARBLE
Bianco Carrara natural / Nero Marquinia natural / Breccia Medicea natural / Sahara Noir polyester / Patagonia natural

METAL
Matt black

Product range

HIR 21N



DINING TABLES

HIRO WO

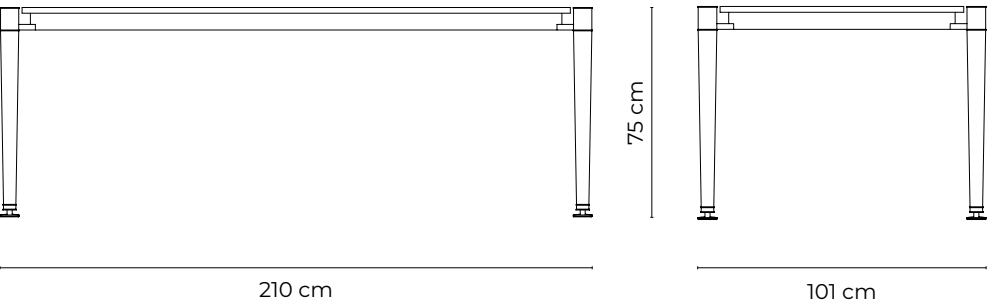


WOOD
Natural walnut / honey walnut / matt and glossy tobacco walnut / moro walnut

METAL
Matt black

Product range

HIR 22N



DINING TABLES

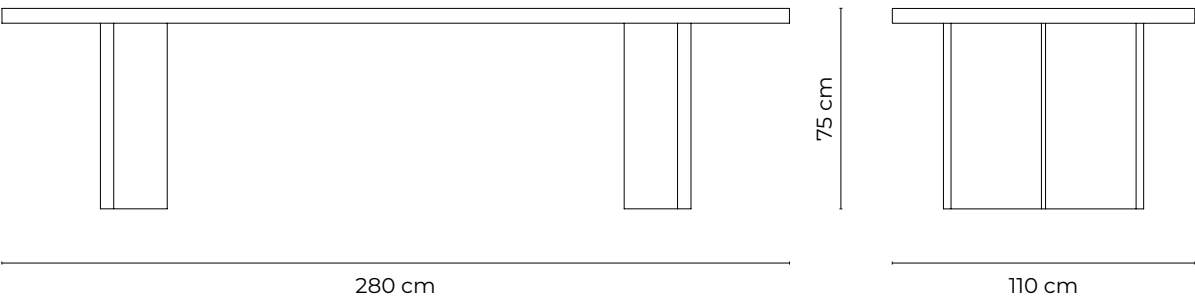
MARTON p. 284



WOOD
Natural walnut / honey walnut / matt and glossy tobacco walnut / moro walnut

METAL
Matt black

Product range
MAR 28N



DINING TABLES

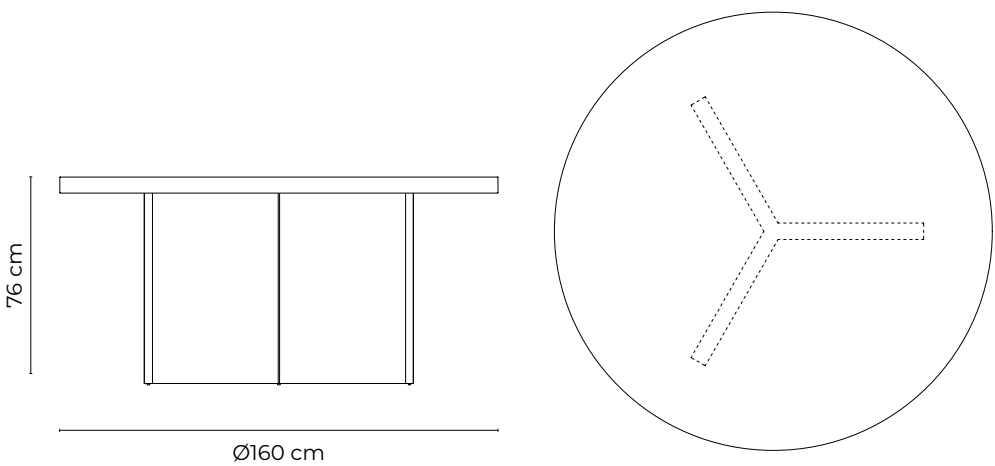
MORGAN p. 374



LACQUERED
Matt and glossy lacquer in the Galimberti Nino colour range

METAL
Bronze painted / satin brass

Product range
MOR 23C



DINING TABLES

ORLANDO p. 310

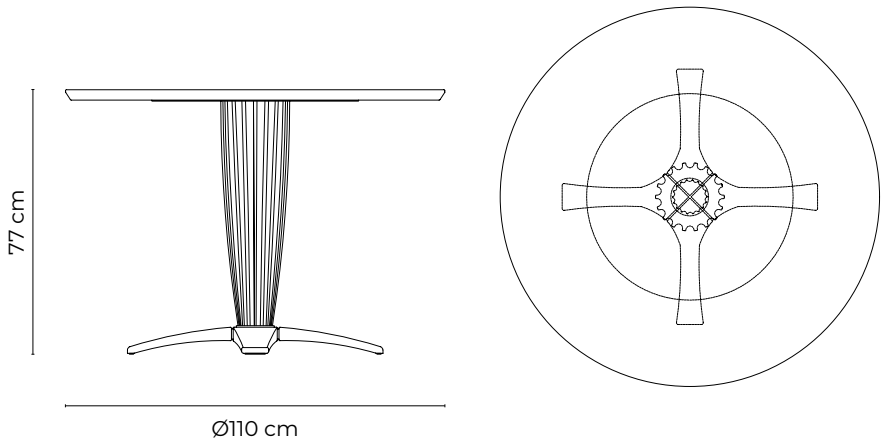


LACQUERED
Matt and glossy lacquer in the Galimberti Nino colour range

METAL
Bronze painted / satin brass

Product range

ORL 18G



DINING TABLES

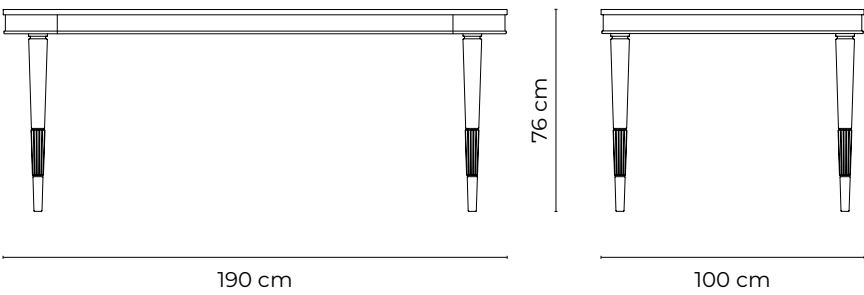
RIGO p. 42



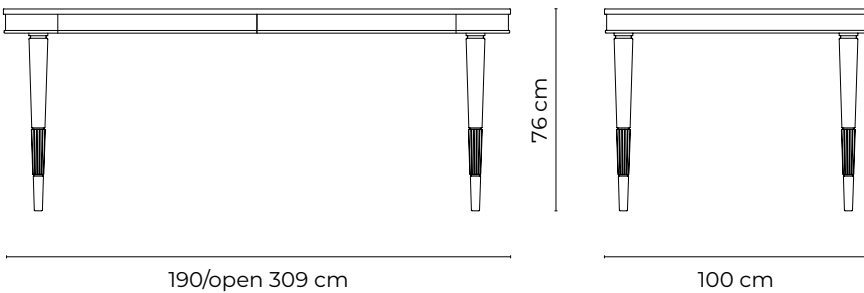
WOOD
Natural walnut / honey walnut / matt and glossy tobacco walnut / moro walnut

Product range

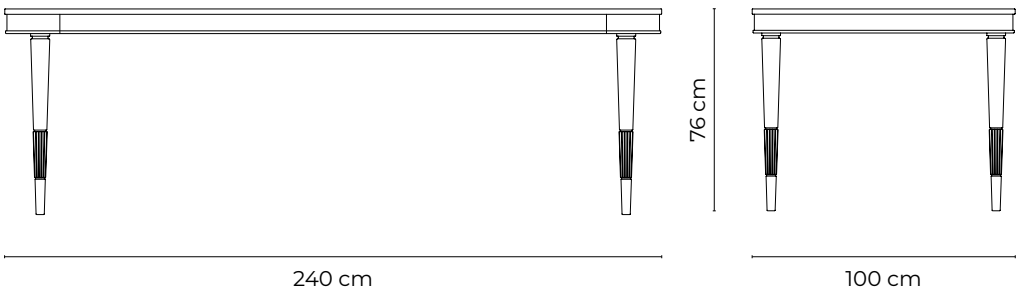
RIG 19F



RIG 82T



RIG 83V



DINING TABLES

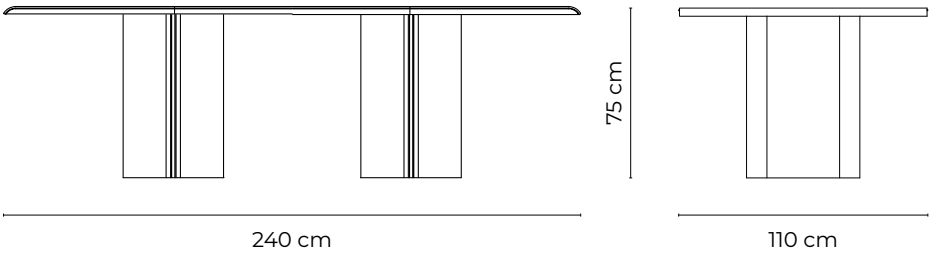
TOMO p. 162



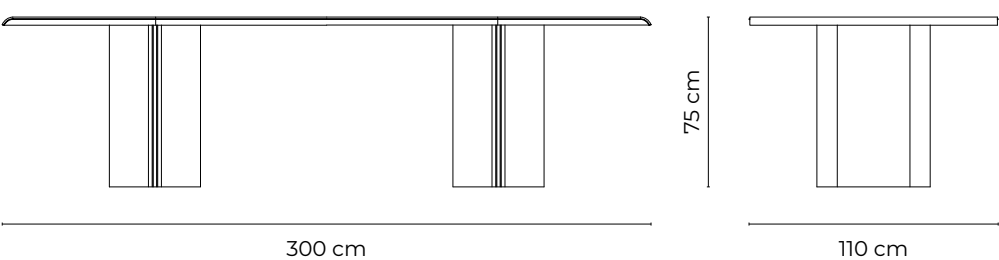
WOOD
Natural walnut / honey walnut / matt and glossy tobacco walnut / moro walnut

METAL
Bronze painted / satin brass

Product range
TOM 24A



TOM 32C



DINING TABLES

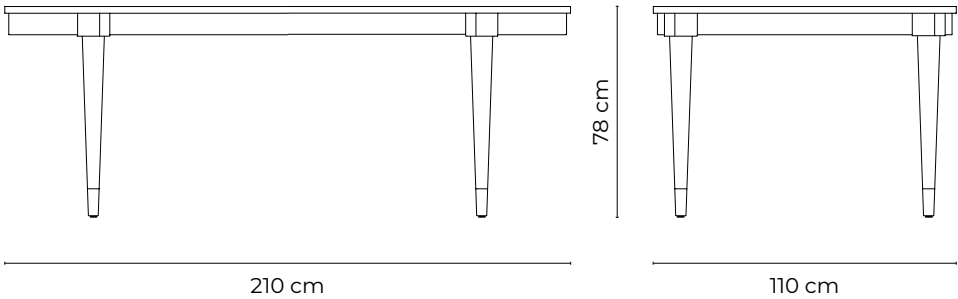
ZIRCONI p. 204



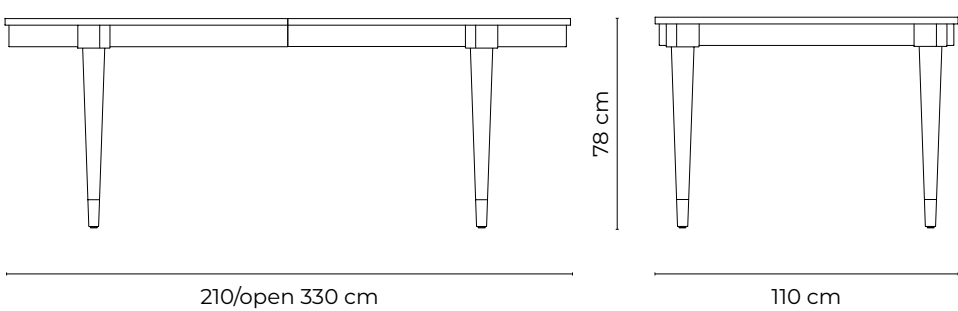
LACQUERED
Matt and glossy lacquer in the Galimberti Nino colour range

METAL
Bronze painted / satin brass

Product range
ZIR 31A



ZIR 32B



CHAIRS

ADELE p. 172

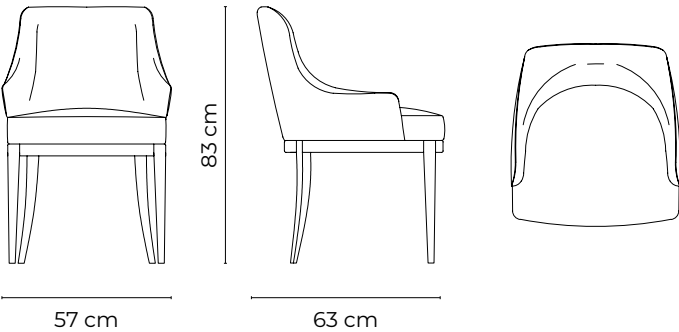


LACQUERED
Matt and glossy lacquer in the Galimberti Nino colour range

WOOD
Natural walnut / honey walnut / matt and glossy tobacco walnut / moro walnut

UPHOLSTERY
Fabric and leather in the Galimberti Nino range

Product range
ADE 22B



CHAIRS

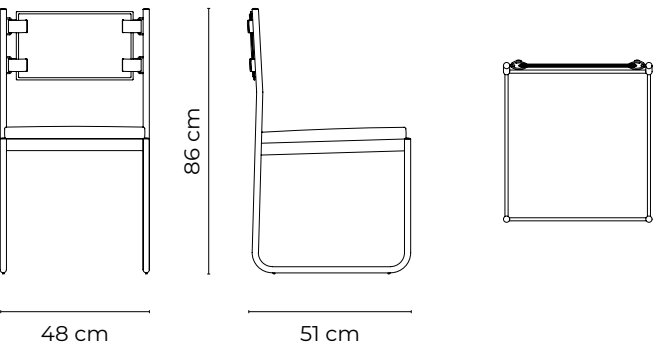
BIRKIN p. 184



METAL
Matt black

UPHOLSTERY
Leather in the Galimberti Nino range

Product range
BIR 33B



CHAIRS

COLETTE

p. 182

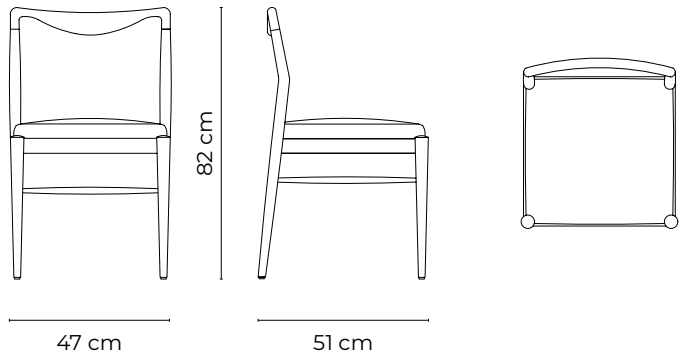


WOOD
Natural walnut / honey walnut / matt and glossy tobacco walnut / moro walnut

UPHOLSTERY
Fabric and leather in the Galimberti Nino range

Product range

COL 23B



CHAIRS

DILETTA

p. 46



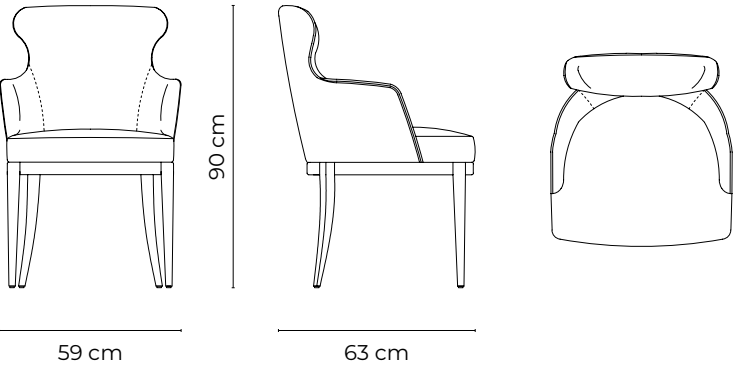
LACQUERED
Matt and glossy lacquer in the Galimberti Nino colour range

WOOD
Natural walnut / honey walnut / matt and glossy tobacco walnut / moro walnut

UPHOLSTERY
Fabric and leather in the Galimberti Nino range

Product range

DIL 31B



CHAIRS

EGLE p. 168



LACQUERED
Matt and glossy lacquer in the Galimberti Nino colour range

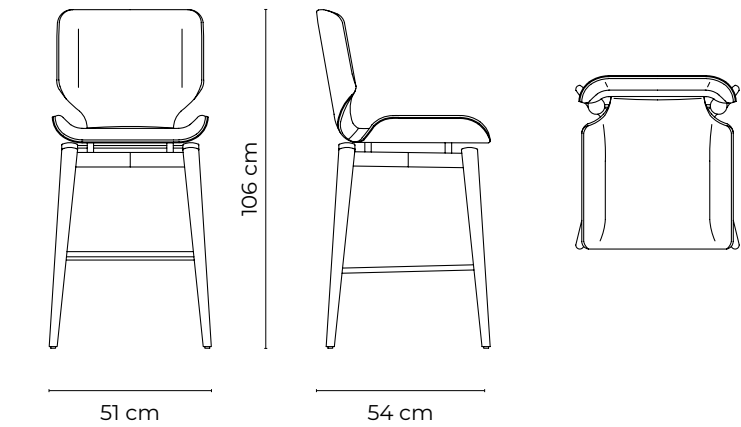
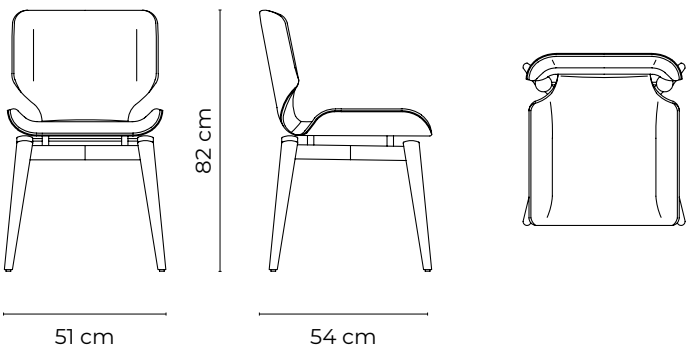
WOOD
Natural walnut / honey walnut / matt and glossy tobacco walnut / moro walnut

METAL
Satin brass

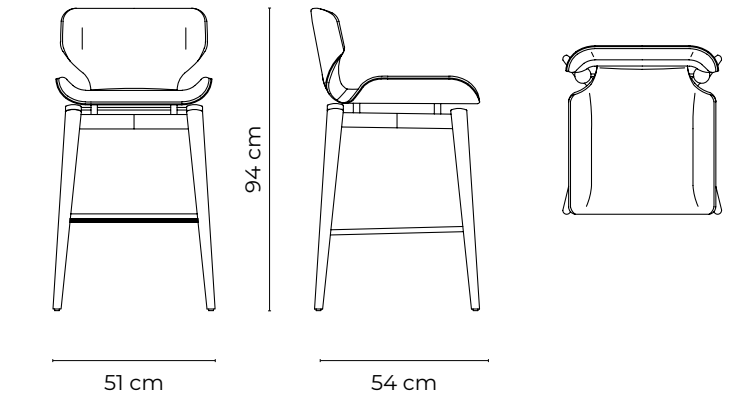
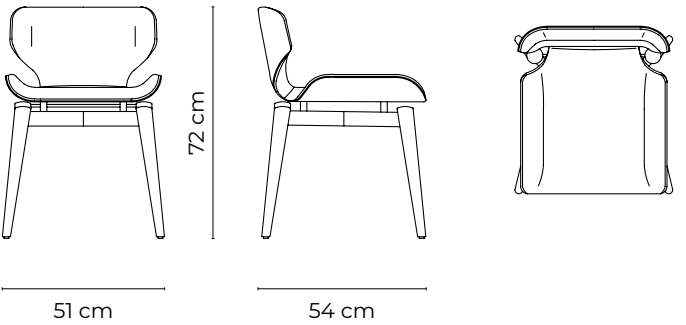
UPHOLSTERY
Fabric and leather in the Galimberti Nino range

Product range

EGL 14B EGL 62P



EGL 25C EGL 51H



CHAIRS

GEMMA p. 294

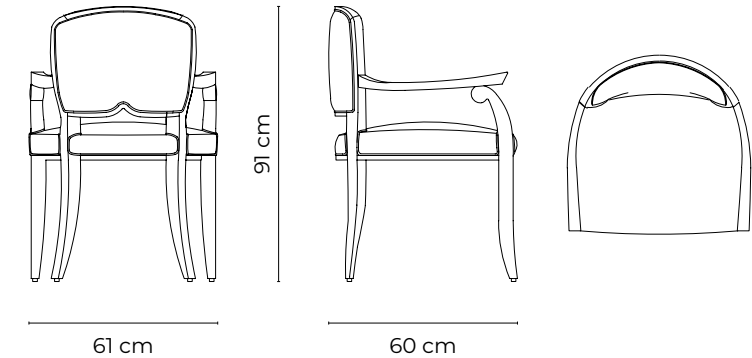
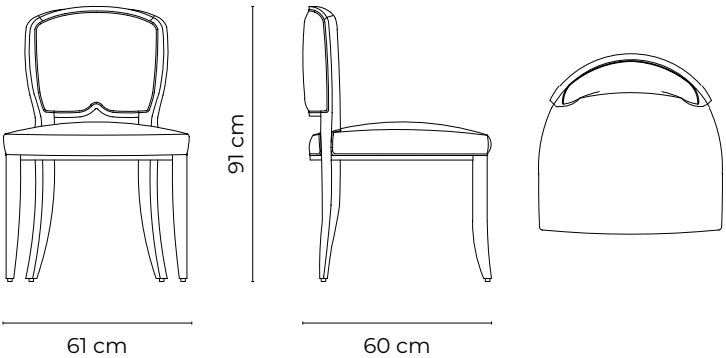


LACQUERED
Matt and glossy lacquer in the Galimberti Nino colour range

UPHOLSTERY
Fabric and leather in the Galimberti Nino range

Product range

GEM 21A GEM 22B



CHAIRS

GILDA / GILDA BI p. 298

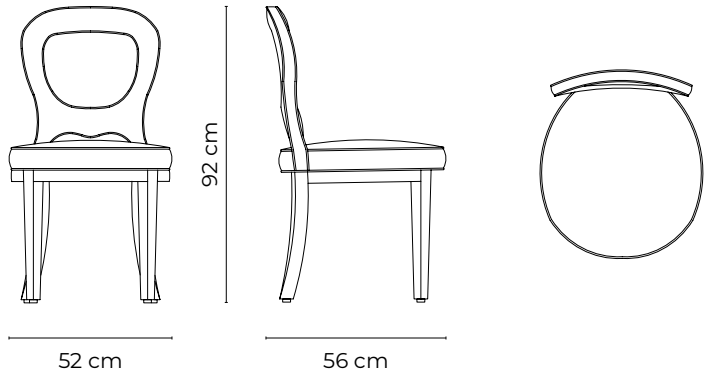
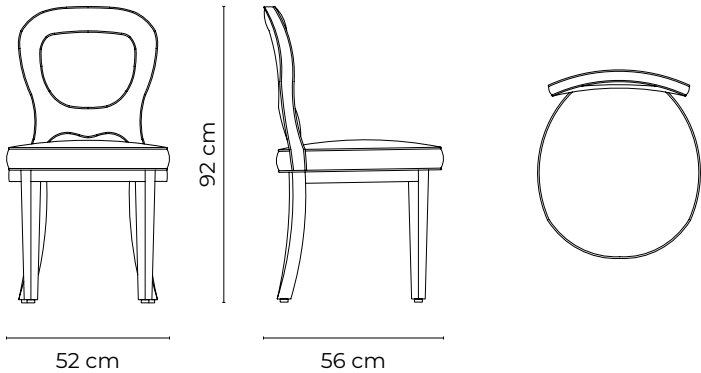


LACQUERED
Matt and glossy lacquer in the Galimberti Nino colour range

UPHOLSTERY
Fabric in the Galimberti Nino range

Product range

GIL 41A GIB 91A



CHAIRS

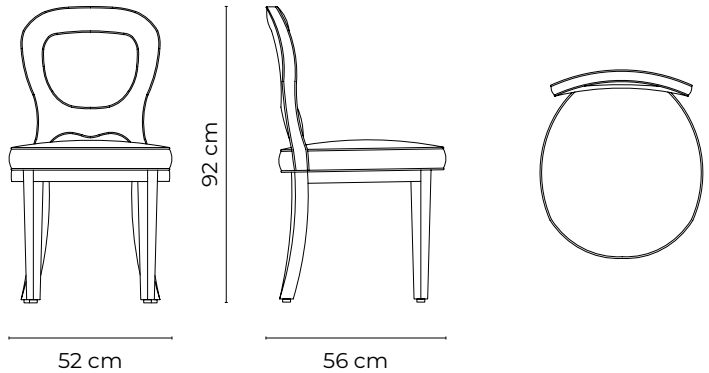
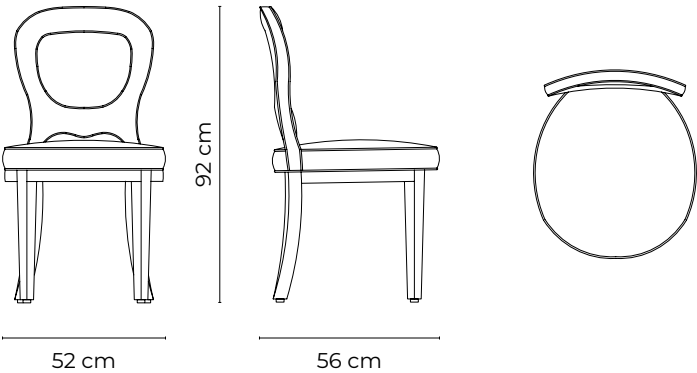
GILDA COVER / GILDA BI COVER p. 302



UPHOLSTERY
Fabric in the Galimberti Nino range

Product range

GIL 42B GIB 92B



CHAIRS

LUCY p. 196

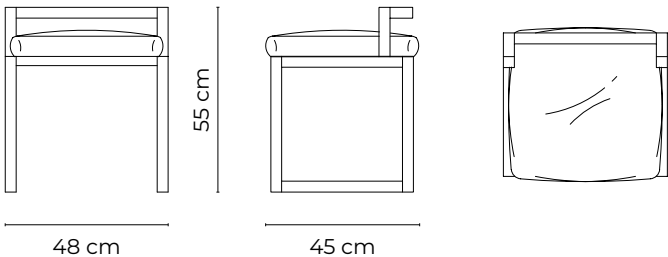


WOOD
Natural walnut / honey walnut / matt and glossy tobacco walnut / moro walnut

UPHOLSTERY
Fabric and leather in the Galimberti Nino range

Product range

LCY 22E



CHAIRS

SOPHIA p. 428



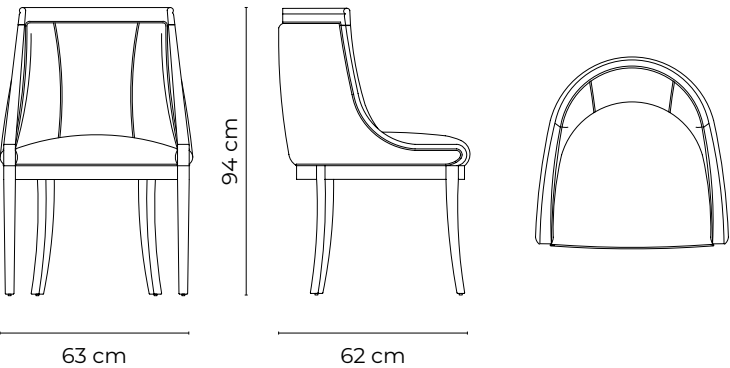
LACQUERED
Matt and glossy lacquer in the Galimberti Nino colour range

WOOD
White ash wood / tobacco ash wood / moro ash wood / ebonized ash wood

UPHOLSTERY
Fabric and leather in the Galimberti Nino range

Product range

SOP 11A



SOFAS

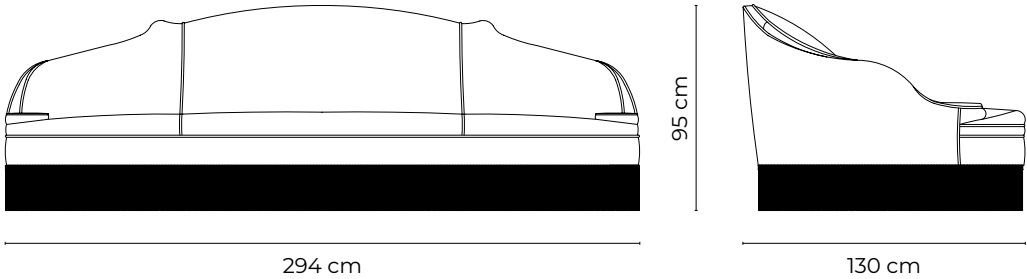
ANEMONE p. 266



UPHOLSTERY
Fabric in the Galimberti Nino range

Product range

ANE 11A



SOFAS

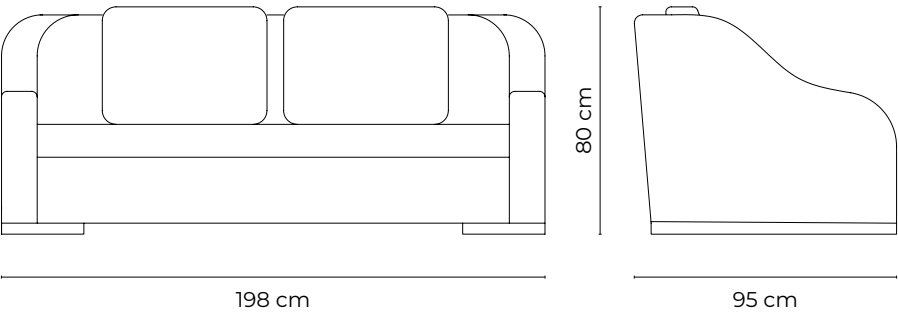
EDMOND p. 322



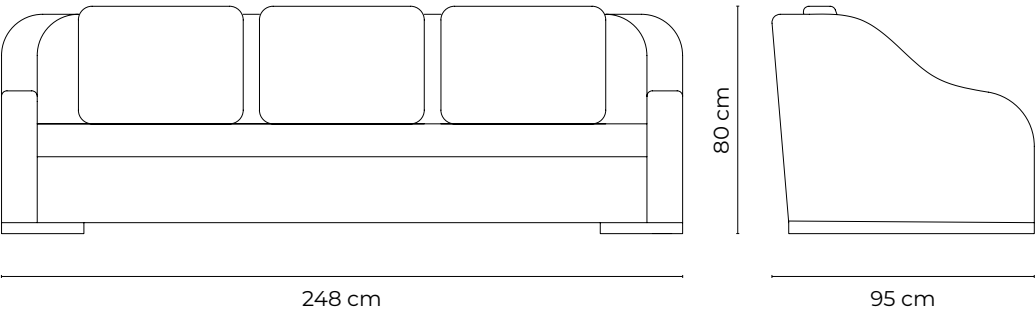
LACQUERED
Matt and glossy lacquer in the Galimberti Nino colour range
UPHOLSTERY
Fabric in the Galimberti Nino range

Product range

EDM 12B



EDM 11A



SOFAS

ELIODORO p. 256

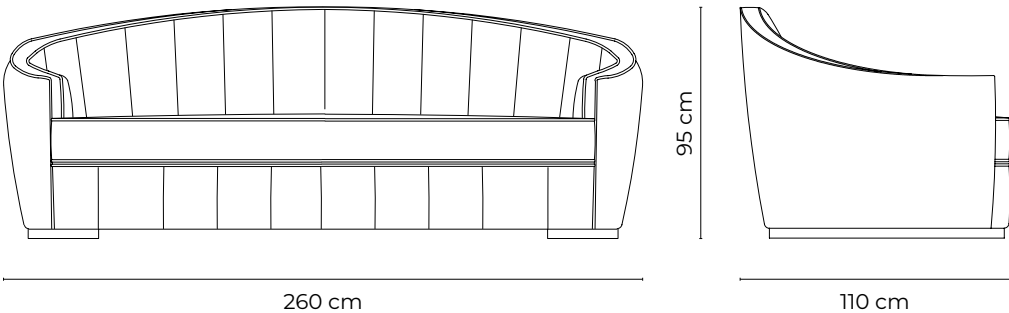


METAL
Bronze painted / satin brass

UPHOLSTERY
Fabric in the Galimberti Nino range

Product range

ELI 61A



SOFAS

GIORGIO p. 92



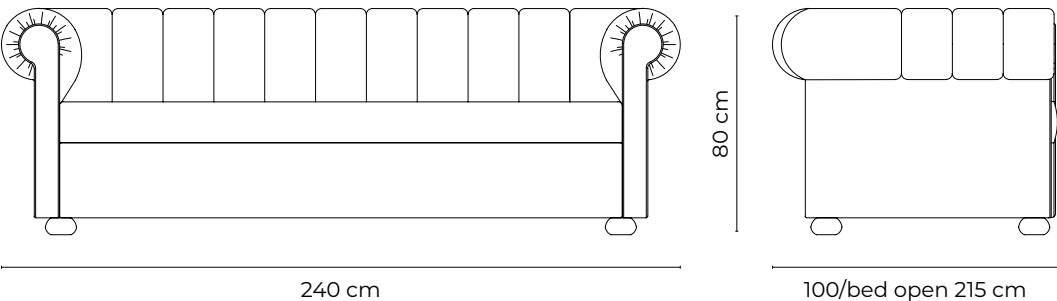
LACQUERED
Matt and glossy lacquer in the Galimberti Nino colour range

WOOD
Natural walnut / honey walnut / matt and glossy tobacco walnut / moro walnut

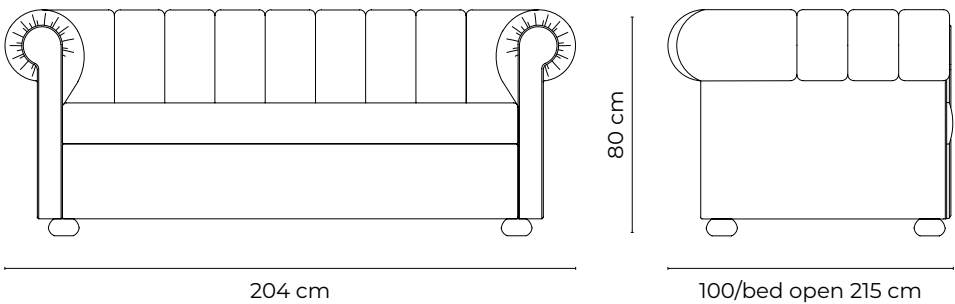
UPHOLSTERY
Fabric and leather in the Galimberti Nino range

Product range

GIO 23C - GIO 24D sofa bed



GIO 31C - GIO 33D sofa bed



SOFAS

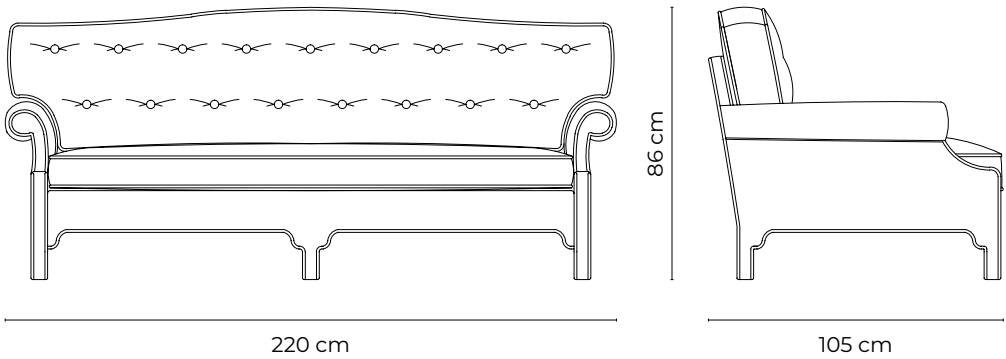
HOLLYWOOD p. 332



UPHOLSTERY
Fabric in the Galimberti Nino range

Product range

HOL 11A



SOFAS

HUGO p. 342



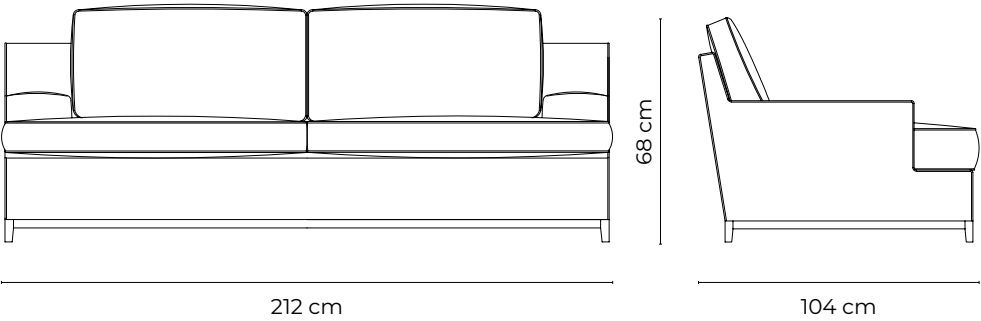
LACQUERED
Matt and glossy lacquer in the Galimberti Nino colour range

WOOD
Natural walnut / honey walnut / matt and glossy tobacco walnut / moro walnut

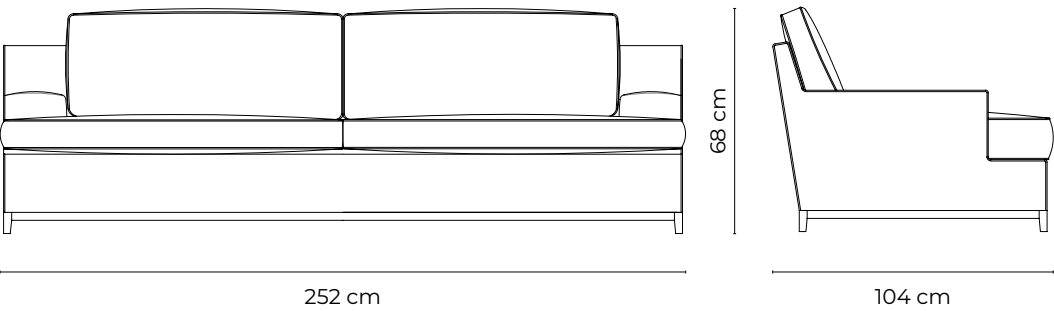
UPHOLSTERY
Fabric in the Galimberti Nino range

Product range

HUG 23C



HUG 25E



SOFAS

HUGO - MODULAR SOFAS p. 342

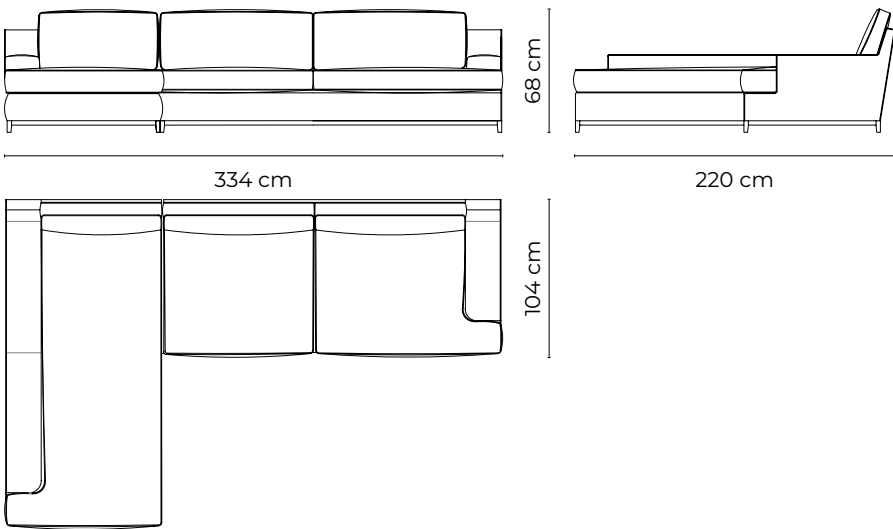


LACQUERED
Matt and glossy lacquer in the Galimberti Nino colour range

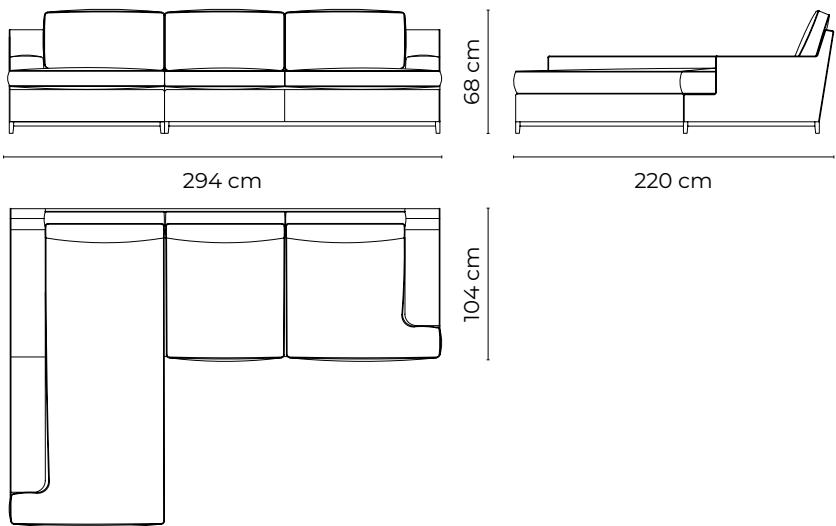
WOOD
Natural walnut / honey walnut / matt and glossy tobacco walnut / moro walnut

UPHOLSTERY
Fabric in the Galimberti Nino range

Product range
HUG C11

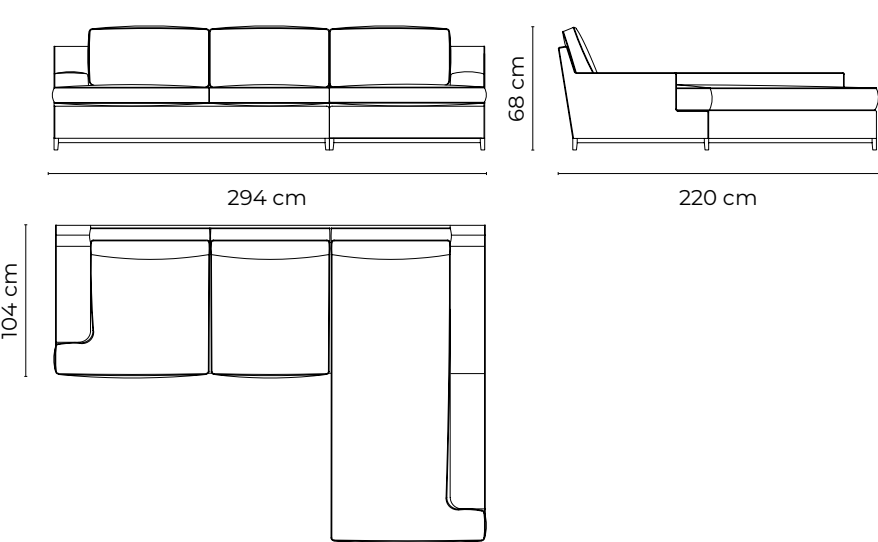


HUG C22

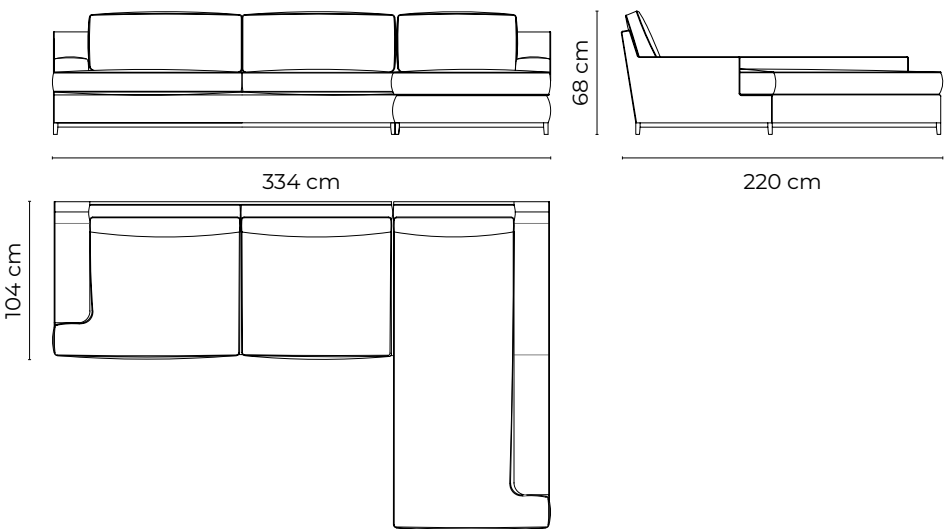


SOFAS

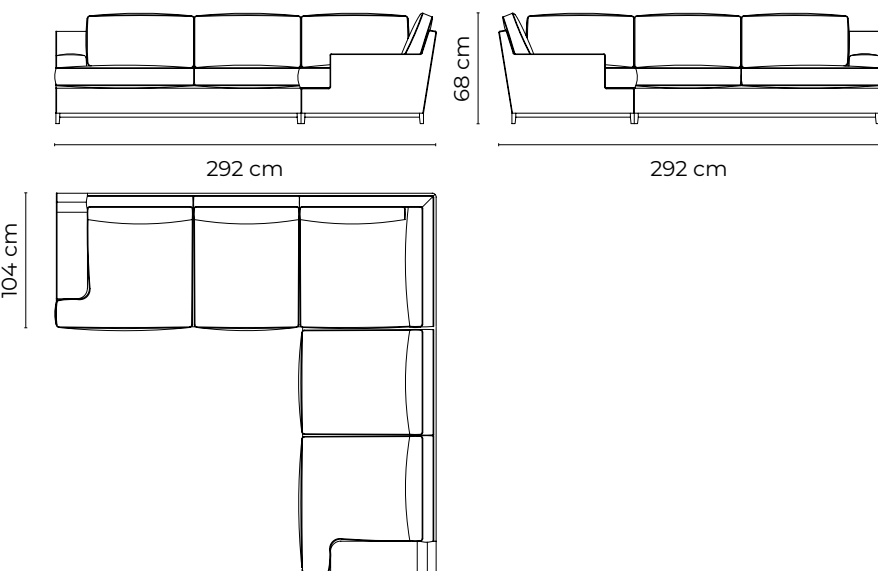
HUG C33



HUG C44

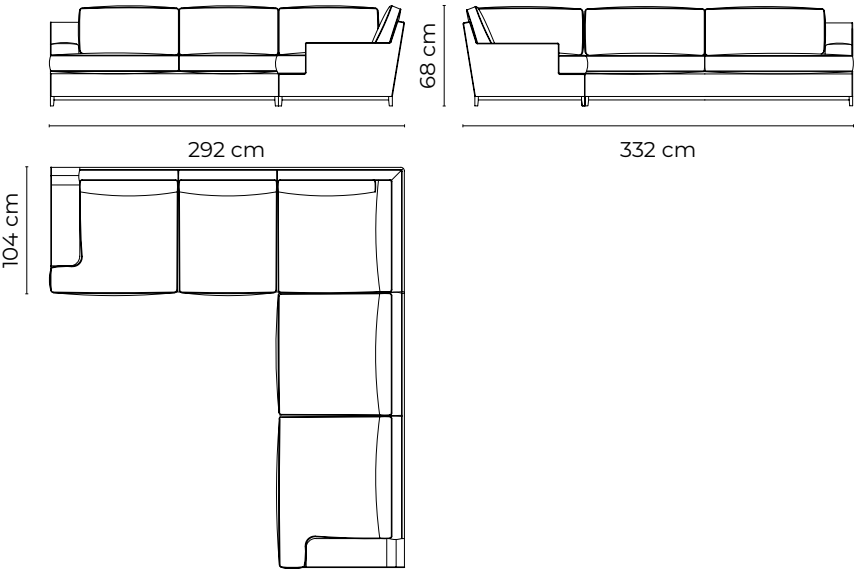


HUG C66

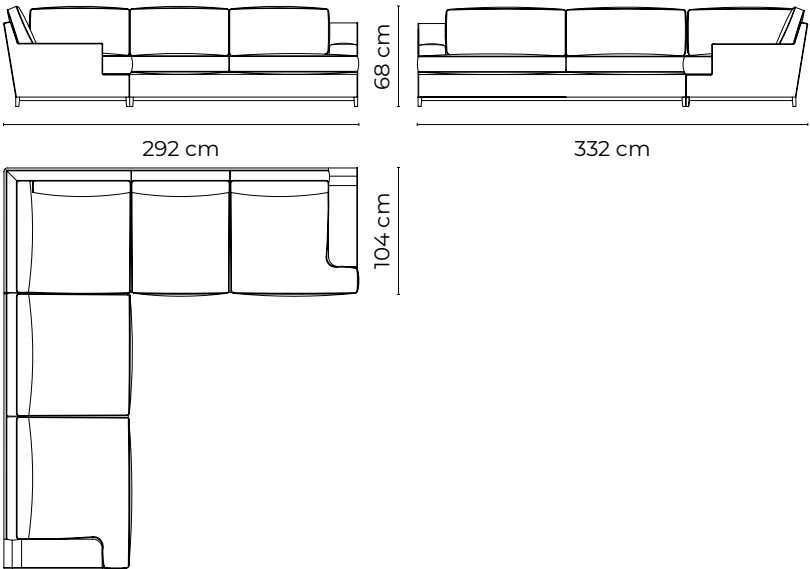


SOFAS

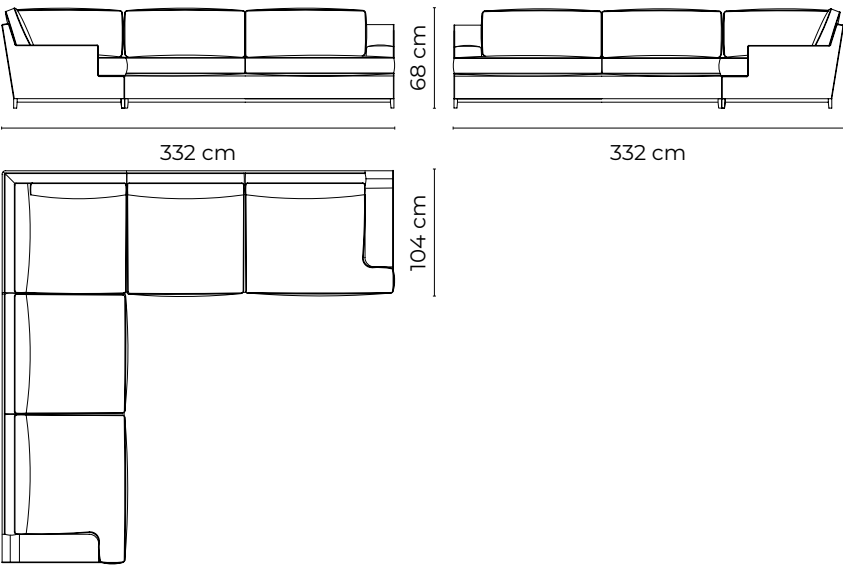
HUG C77



HUG C88



HUG C99



SOFAS

HUGO - CHAISES LONGUES **p. 348**



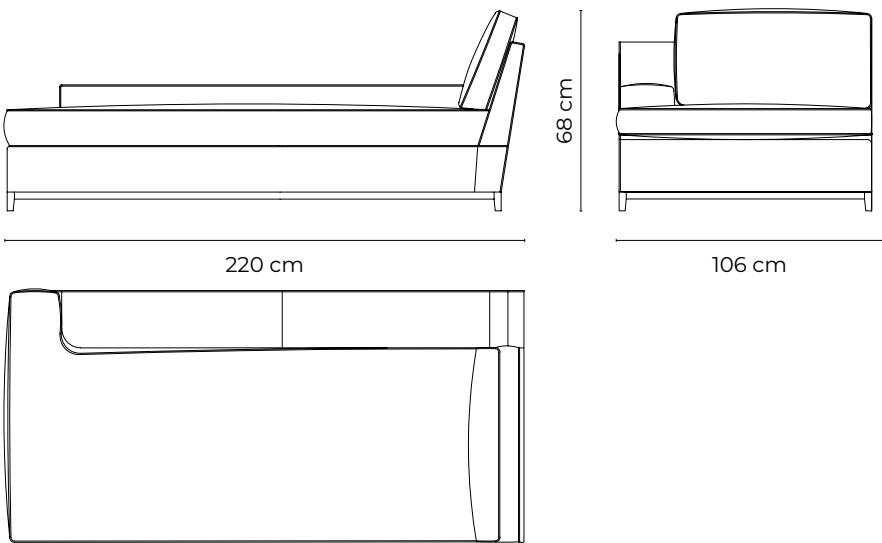
LACQUERED
Matt and glossy lacquer in the Galimberti Nino colour range

WOOD
Natural walnut / honey walnut / matt and glossy tobacco walnut / moro walnut

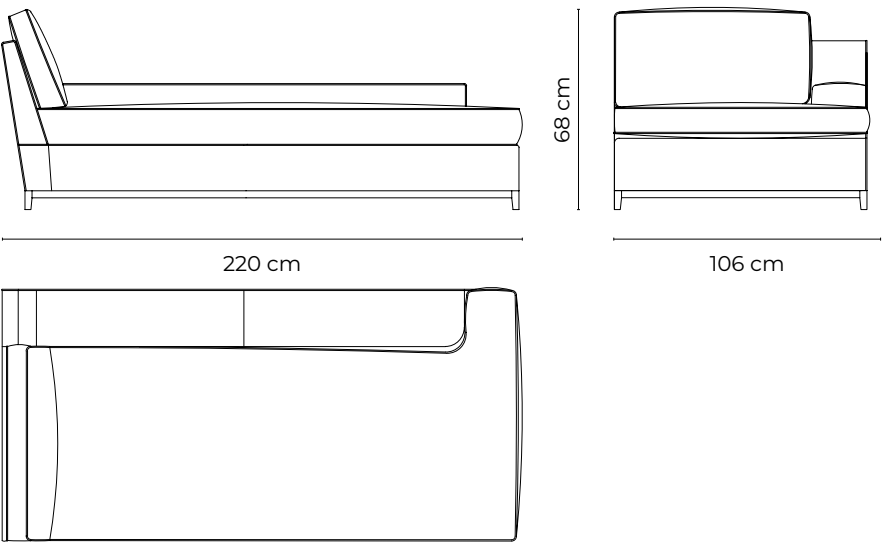
UPHOLSTERY
Fabric in the Galimberti Nino range

Product range

HUG 40T



HUG 41U



SOFAS

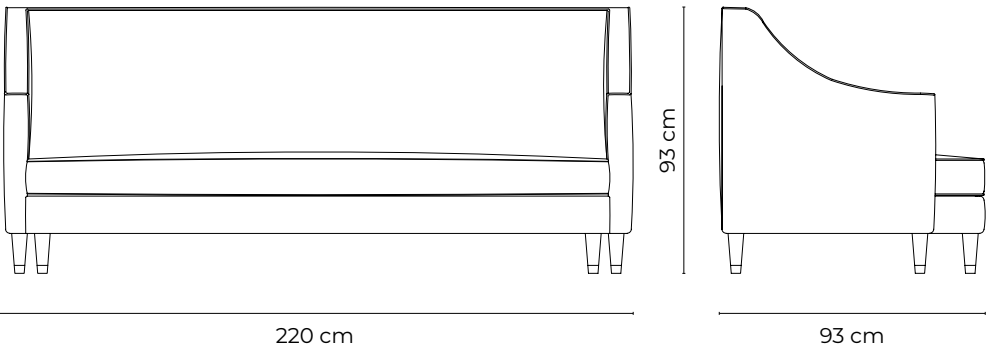
KELLY p. 408



- LACQUERED**
Matt and glossy lacquer in the Galimberti Nino colour range
- WOOD**
Natural walnut / honey walnut / matt and glossy tobacco walnut / moro walnut
- METAL**
Bronze painted / satin brass
- UPHOLSTERY**
Fabric in the Galimberti Nino range

Product range

KEL 01A



SOFAS


PIGRONE p. 420



- WOOD**
White ash wood / tobacco ash wood / moro ash wood / ebonized ash wood
- METAL**
Patinated gold
- UPHOLSTERY**
Fabric in the Galimberti Nino range


Product range

PGE 41A



SOFAS

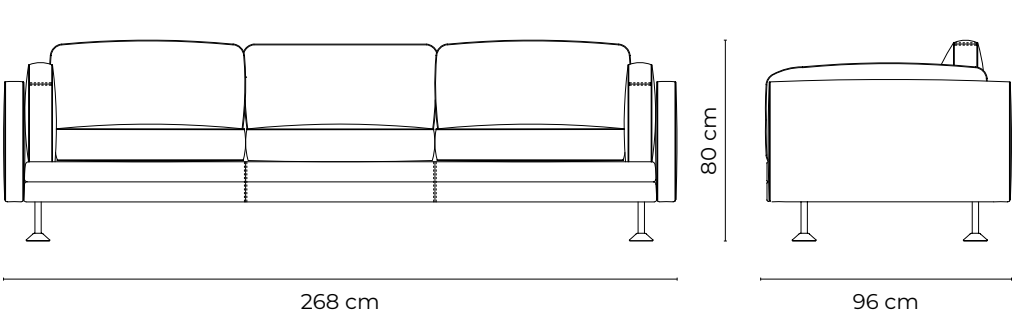
QUINTO p. 142



METAL
Matt black


UPHOLSTERY
Fabric and leather in the Galimberti Nino range

Product range
QUN 31B



SOFAS

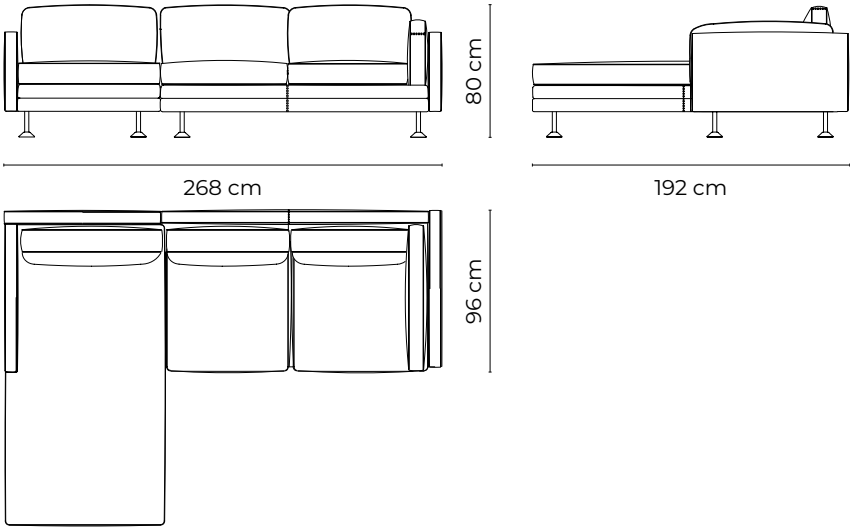
QUINTO - MODULAR SOFAS p. 142



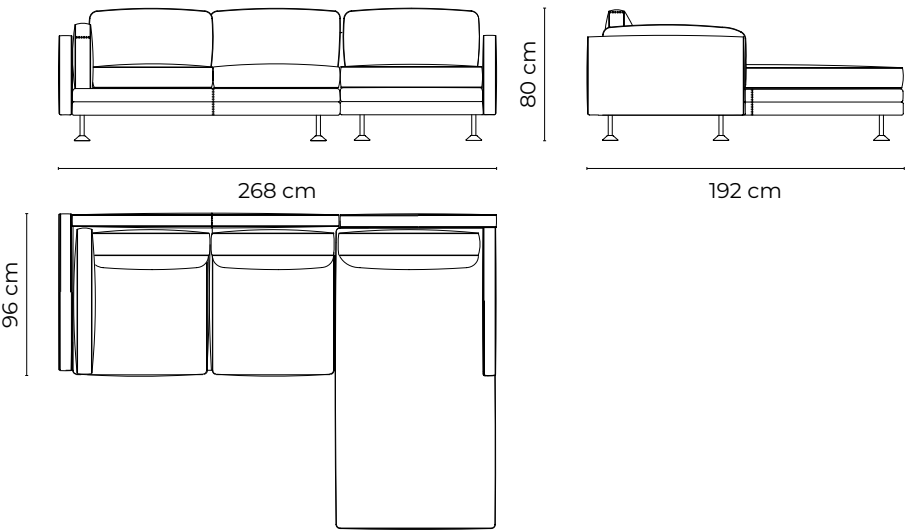
METAL
Matt black

UPHOLSTERY
Fabric and leather in the Galimberti Nino range

Product range
QUN C11

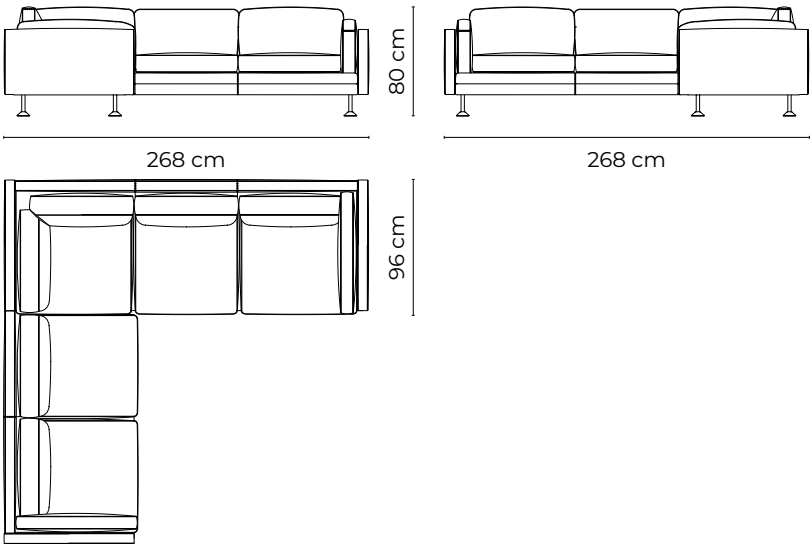


QUN C22

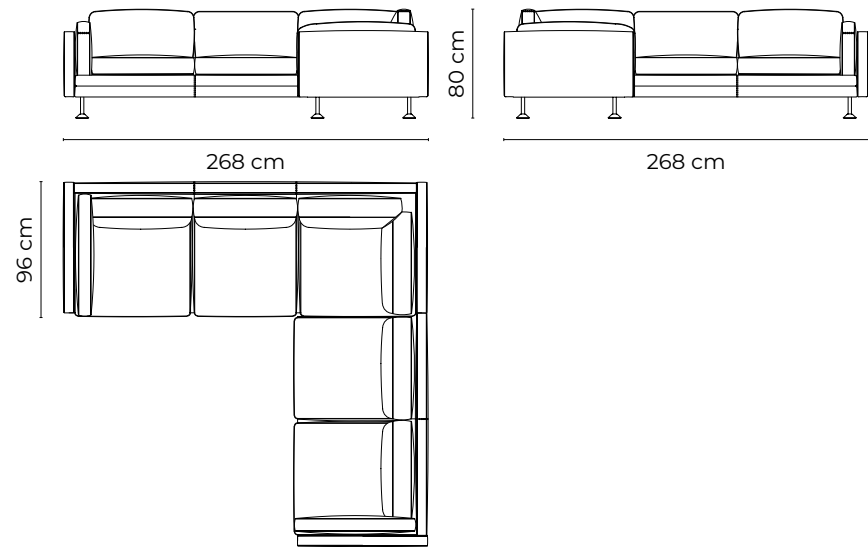


SOFAS

QUN C66



QUN C77



SOFAS

QUINTO - CHAISES LONGUES **p. 152**

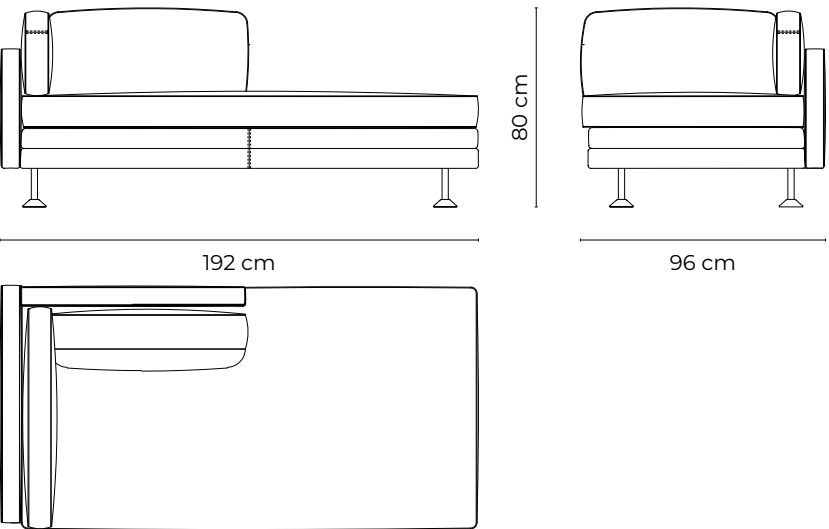


METAL
Matt black

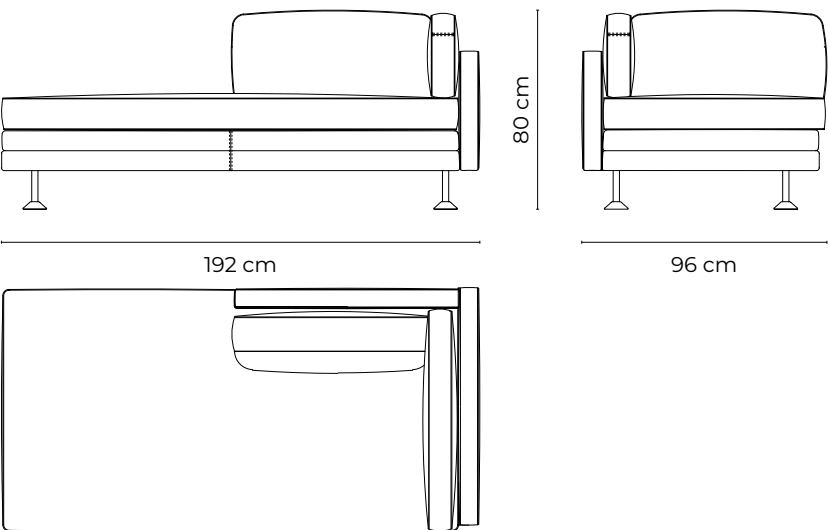
UPHOLSTERY
Fabric and leather in the Galimberti Nino range

Product range

QUN 42D



QUN 43E



ARMCHAIRS AND OTTOMANS

ACQUAMARINA p. 262

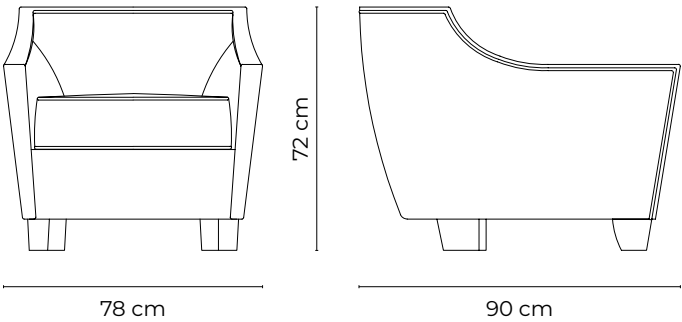


LACQUERED
Matt and glossy lacquer in the Galimberti Nino colour range

UPHOLSTERY
Fabric and leather in the Galimberti Nino range

Product range

ACQ 02B



ARMCHAIRS AND OTTOMANS

AMBRA p. 248



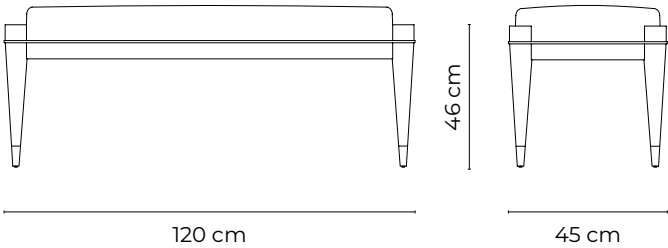
LACQUERED
Matt and glossy lacquer in the Galimberti Nino colour range

METAL
Bronze painted / satin brass

UPHOLSTERY
Fabric and leather in the Galimberti Nino range

Product range

AMB 31A



ARMCHAIRS AND OTTOMANS

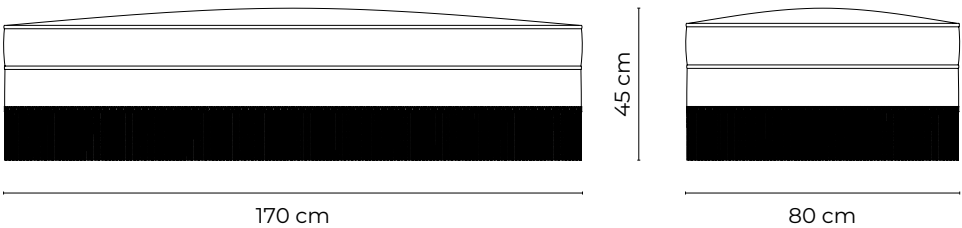
ANEMONE p. 268



UPHOLSTERY
Fabric in the Galimberti Nino range

Product range

ANE 12B



ARMCHAIRS AND OTTOMANS

BRIGITTA p. 382

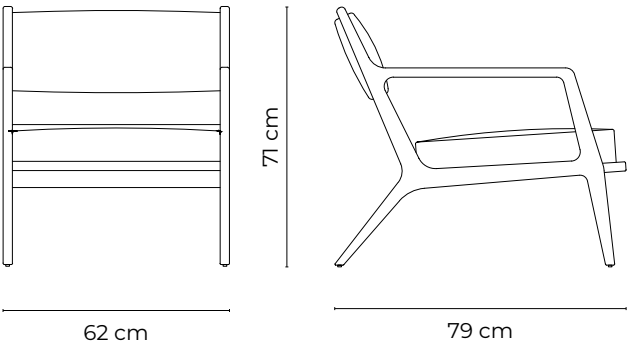


WOOD
White ash wood / tobacco ash wood / moro ash wood / ebonized ash wood

UPHOLSTERY
Fabric and leather in the Galimberti Nino range


Product range

BRI 91A



ARMCHAIRS AND OTTOMANS

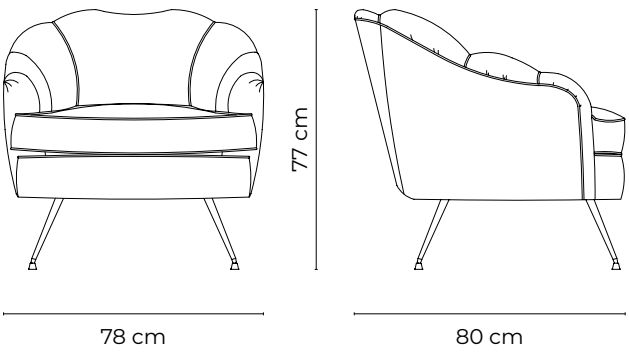
CAMELIA p. 270



METAL
Bronze painted / satin brass

UPHOLSTERY
Fabric in the Galimberti Nino range

Product range
CAM 01A



ARMCHAIRS AND OTTOMANS

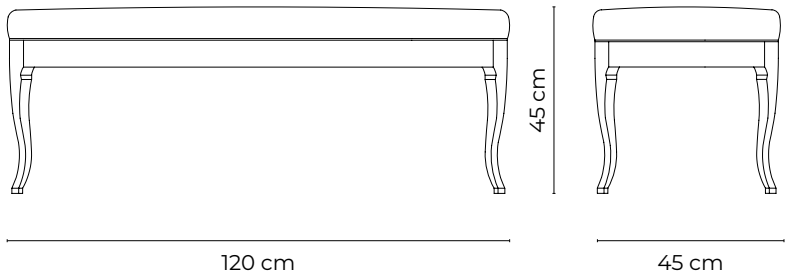
DOLCEVITA p. 388



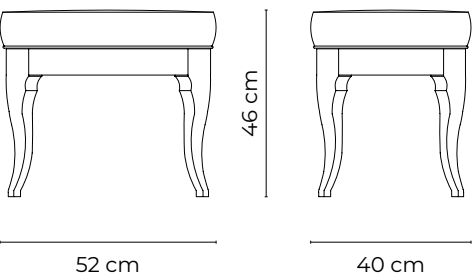
WOOD
White ash wood / tobacco ash wood / moro ash wood / ebonized ash wood

UPHOLSTERY
Fabric and leather in the Galimberti Nino range

Product range
DOV 02B



DOV 03C



ARMCHAIRS AND OTTOMANS

ELIODORO p. 260

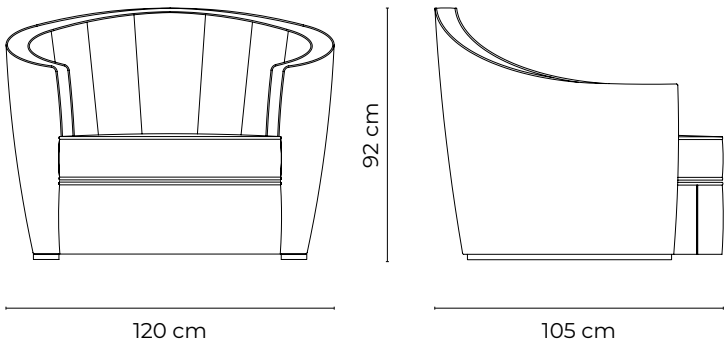


METAL
Bronze painted / satin brass

UPHOLSTERY
Fabric in the Galimberti Nino range

Product range

ELI 62B



ARMCHAIRS AND OTTOMANS

GIORGIO p. 96



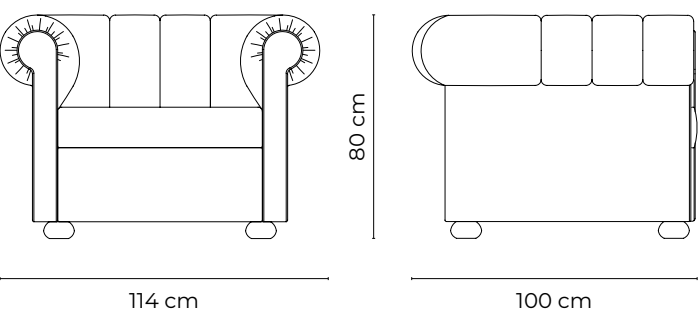
LACQUERED
Matt and glossy lacquer in the Galimberti Nino colour range

WOOD
Natural walnut / honey walnut / matt and glossy tobacco walnut / moro walnut

UPHOLSTERY
Fabric and leather in the Galimberti Nino range

Product range

GIO 40A



ARMCHAIRS AND OTTOMANS

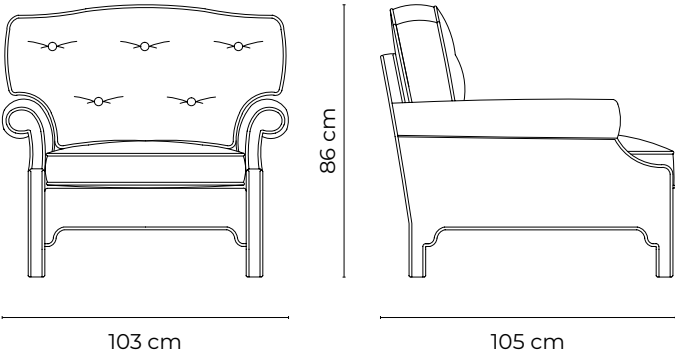
HOLLYWOOD p. 338



UPHOLSTERY
Fabric in the Galimberti Nino range

Product range

HOL 12B



ARMCHAIRS AND OTTOMANS

HUGO p. 352



LACQUERED
Matt and glossy lacquer in the Galimberti Nino colour range

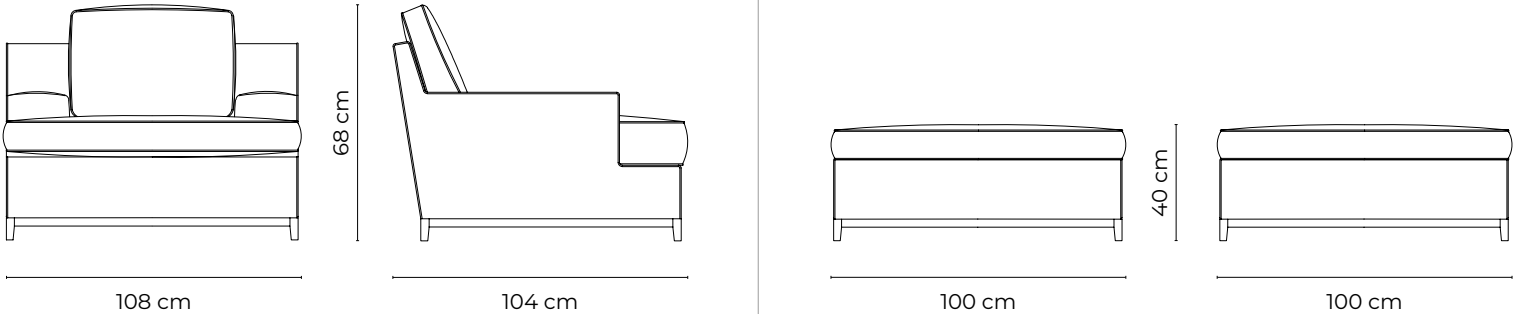
WOOD
Natural walnut / honey walnut / matt and glossy tobacco walnut / moro walnut

UPHOLSTERY
Fabric in the Galimberti Nino range

Product range

HUG 21A

HUG 42Z



ARMCHAIRS AND OTTOMANS

JULIETTE

p. 132 / 134



LACQUERED
Matt and glossy lacquer in the Galimberti Nino colour range

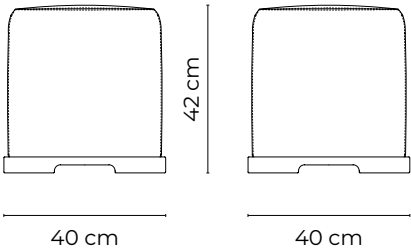
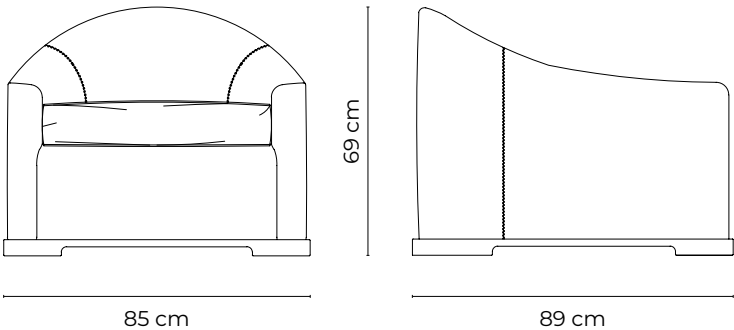
WOOD
Natural walnut / honey walnut / matt and glossy tobacco walnut / moro walnut

UPHOLSTERY
Fabric and leather in the Galimberti Nino range

Product range

JUL 01A

JUL 36F



ARMCHAIRS AND OTTOMANS

KELLY

p. 414



LACQUERED
Matt and glossy lacquer in the Galimberti Nino colour range

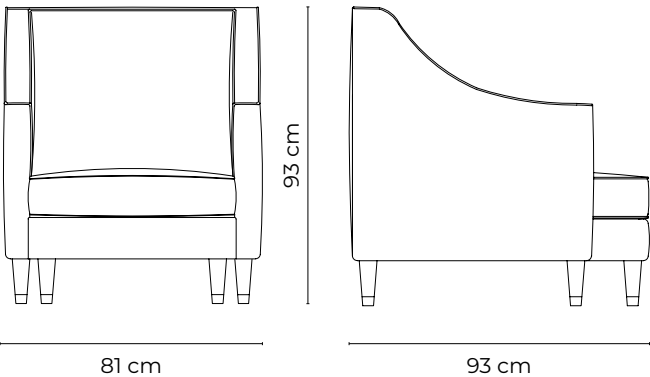
WOOD
Natural walnut / honey walnut / matt and glossy tobacco walnut / moro walnut

METAL
Bronze painted / satin brass

UPHOLSTERY
Fabric in the Galimberti Nino range

Product range

KEL 02B



ARMCHAIRS AND OTTOMANS

KUBBU

p. 364

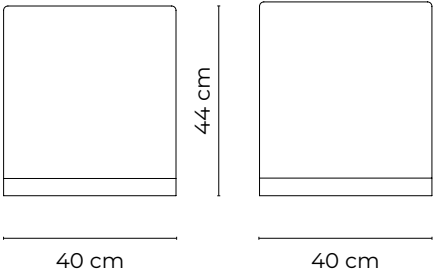


LACQUERED
Matt and glossy lacquer in the Galimberti Nino colour range

UPHOLSTERY
Fabric and leather in the Galimberti Nino range

Product range

KUB 01A



ARMCHAIRS AND OTTOMANS

NARA



LACQUERED
Matt and glossy lacquer in the Galimberti Nino colour range

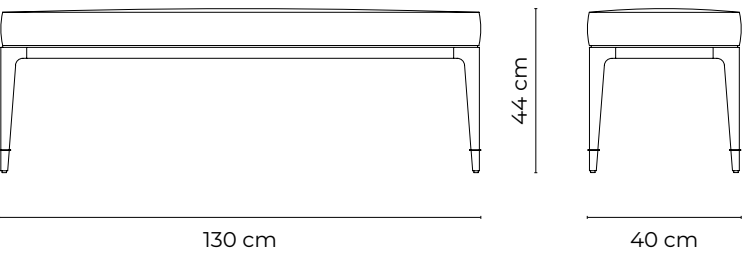
WOOD
Natural walnut / honey walnut / matt and glossy tobacco walnut / moro walnut

METAL
Bronze painted / satin brass with glossy inset

UPHOLSTERY
Fabric and leather in the Galimberti Nino range

Product range

NAR 67R



ARMCHAIRS AND OTTOMANS

PIGRONE p. 422



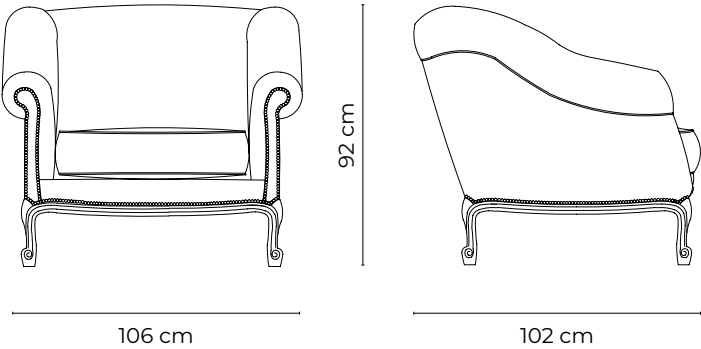
WOOD
White ash wood / tobacco ash wood / moro ash wood / ebonized ash wood

METAL
Patinated gold

UPHOLSTERY
Fabric in the Galimberti Nino range

Product range

PGE 42B



ARMCHAIRS AND OTTOMANS

SINATRA p. 426



WOOD
White ash wood / tobacco ash wood / moro ash wood / ebonized ash wood

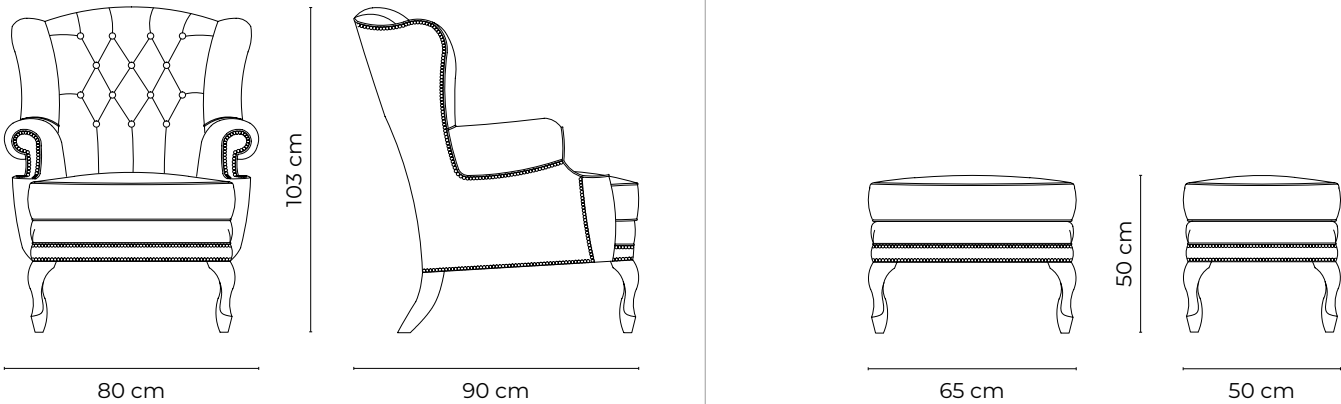
METAL
Patinated gold

UPHOLSTERY
Fabric and leather in the Galimberti Nino range

Product range

SIN 01A

SIN 03C



ARMCHAIRS AND OTTOMANS

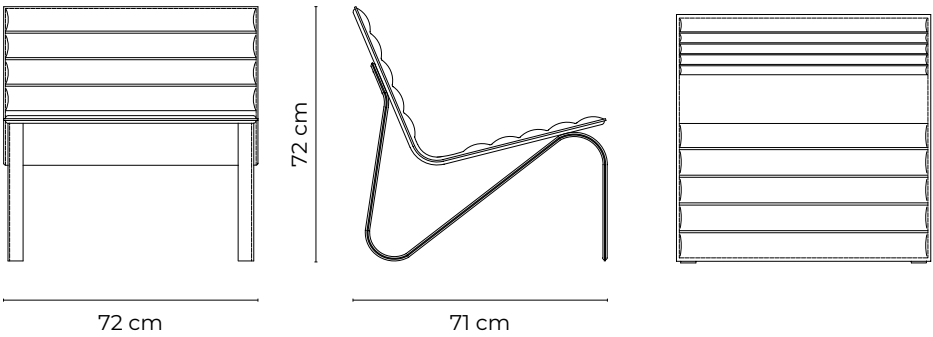
THEA p. 192



UPHOLSTERY
Leather in the Galimberti Nino range

Product range

THE 31C



ARMCHAIRS AND OTTOMANS

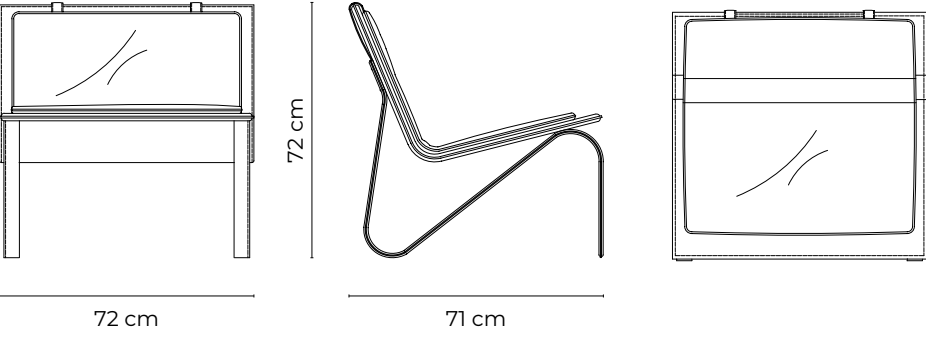
THEA SOFT p. 194



UPHOLSTERY
Fabric and leather in the Galimberti Nino range

Product range

THE 32D



ARMCHAIRS AND OTTOMANS

TISSI

p. 82 / 86 / 88



LACQUERED
Matt and glossy lacquer in the Galimberti Nino colour range

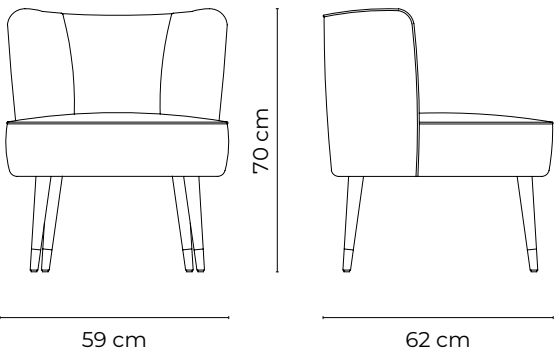
WOOD
Natural walnut / honey walnut / matt and glossy tobacco walnut / moro walnut

METAL
Bronze painted / satin brass

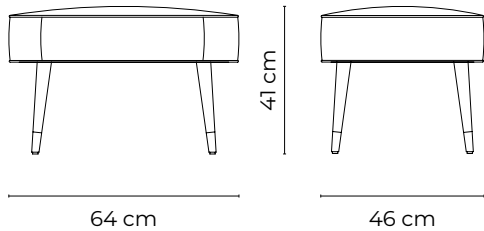
UPHOLSTERY
Fabric in the Galimberti Nino range

Product range

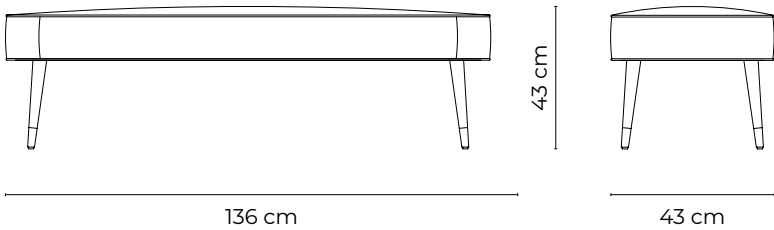
TIS 55A



TIS 73C



TIS 62B



ARMCHAIRS AND OTTOMANS

TUSCANIA

p. 380

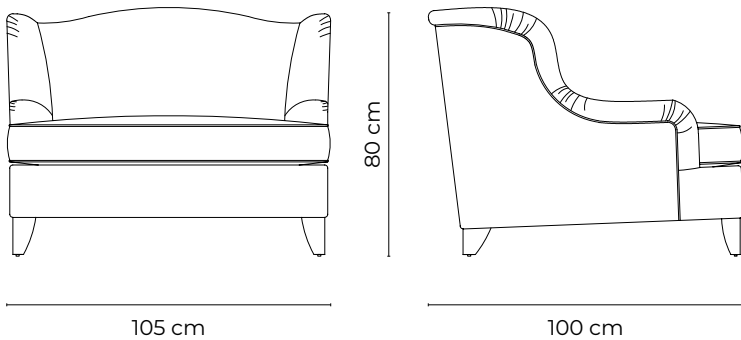


LACQUERED
Matt and glossy lacquer in the Galimberti Nino colour range

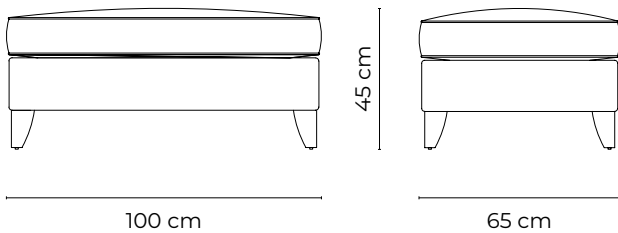
UPHOLSTERY
Fabric and leather in the Galimberti Nino range

Product range

TUS 42A



TUS 43B



ARMCHAIRS AND OTTOMANS

VIOLA p. 154

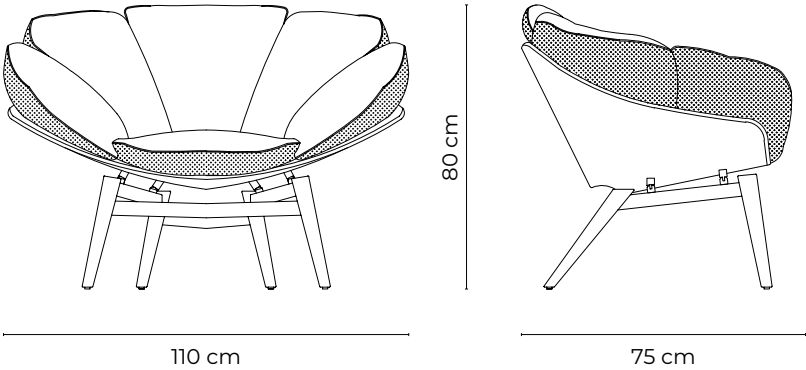


WOOD
Natural walnut / honey walnut / tobacco walnut / moro walnut

METAL
Satin brass

UPHOLSTERY
Fabric in the Galimberti Nino range

Product range
VIO 72K



COFFEE AND SIDE TABLES

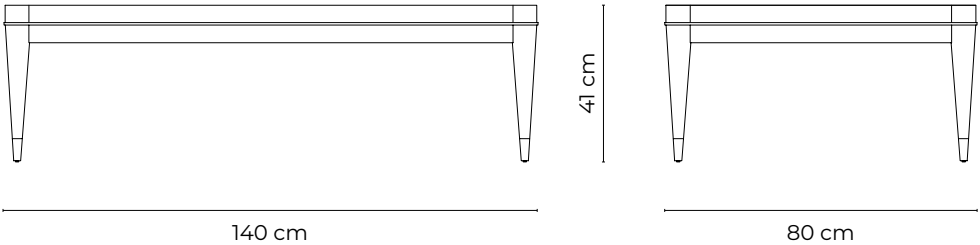
AMBRA p. 236



LACQUERED
Matt and glossy lacquer in the Galimberti Nino colour range

METAL
Bronze painted / satin brass

Product range
AMB 32B



COFFEE AND SIDE TABLES

ANDRÈ p. 186

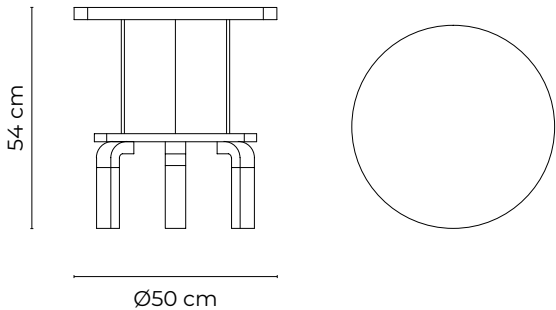


WOOD
Natural walnut / honey walnut / matt and glossy tobacco walnut / moro walnut

METAL
Matt black

Product range

AND 51B



COFFEE AND SIDE TABLES

ARGO p. 198



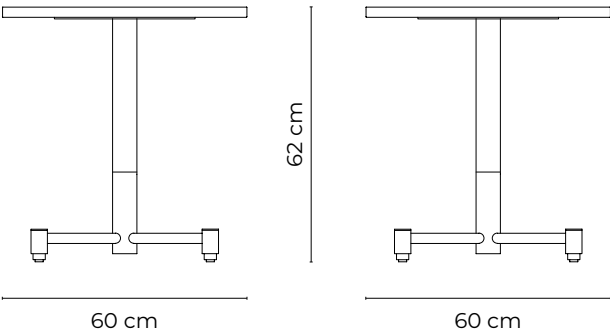
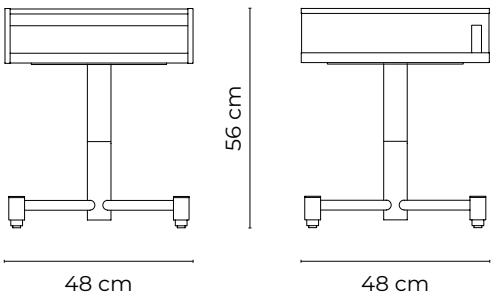
WOOD
Natural walnut / honey walnut / matt and glossy tobacco walnut / moro walnut

METAL
Matt black

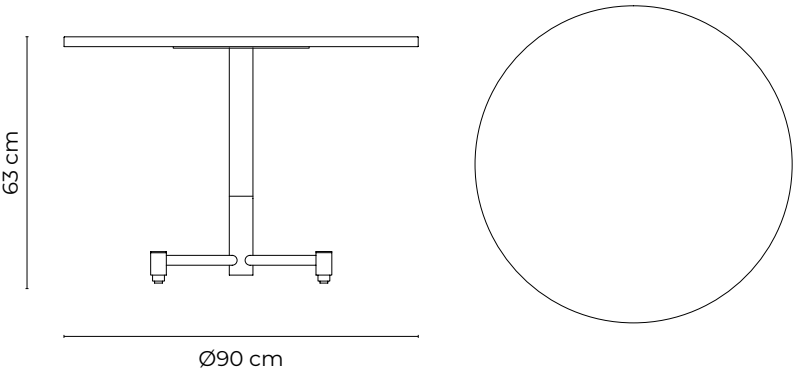
Product range

ARG 07S

ARG 11D



ARG 23A



COFFEE AND SIDE TABLES

CAMELIA p. 276

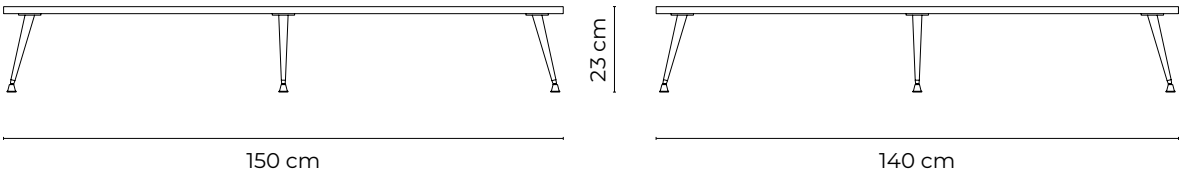


LACQUERED
Matt and glossy lacquer in the Galimberti Nino colour range

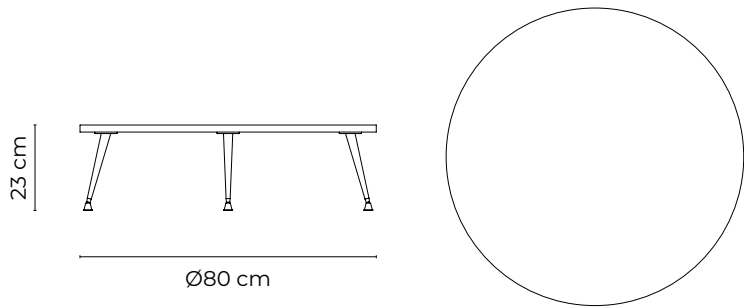
METAL
Bronze painted / satin brass

Product range

CAM 02B



CAM 03C



COFFEE AND SIDE TABLES

CHARLI p. 136



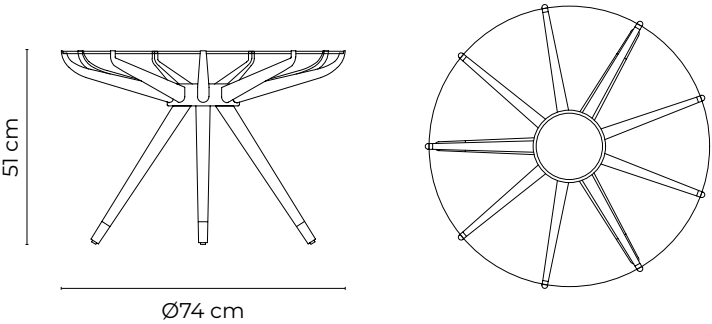
WOOD
Natural walnut / honey walnut / tobacco walnut / moro walnut

METAL
Bronze painted / satin brass

GLASS
Bronze

Product range

CHA 26B



COFFEE AND SIDE TABLES

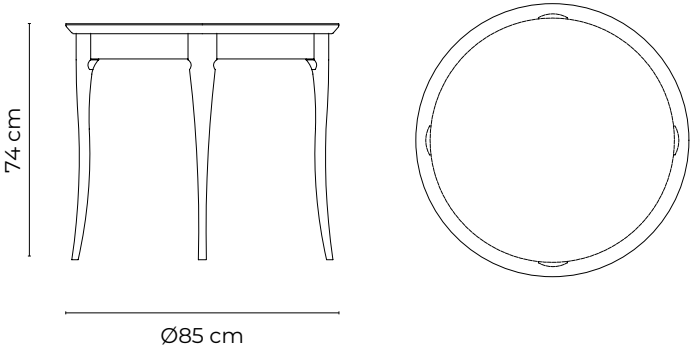
DOLCEVITA p. 400

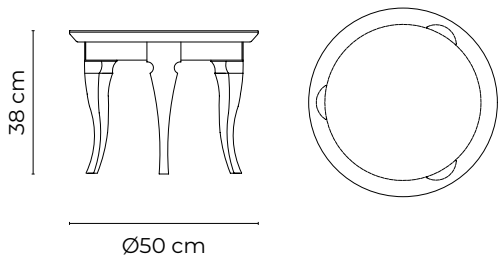


WOOD
White ash wood / tobacco ash wood / moro ash wood / ebonized ash wood

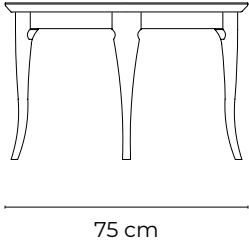
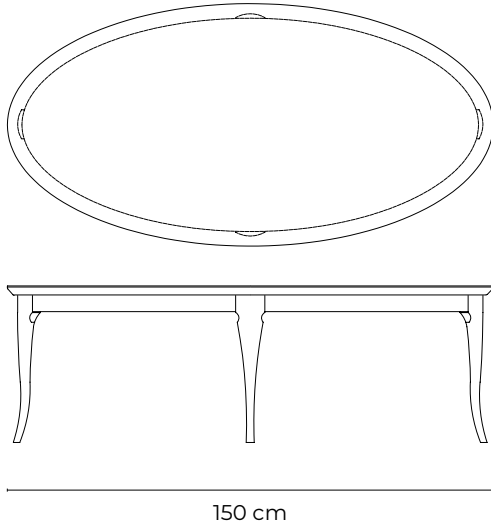
Product range

DOV 04D DOV 06F





DOV 05E



COFFEE AND SIDE TABLES

FERRANDO p. 286

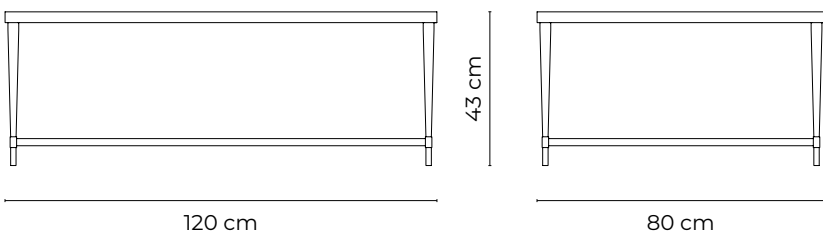


MARBLE
Bianco Carrara natural / Nero Marquinia natural / Breccia Medicea natural / Sahara Noir polyester / Patagonia natural

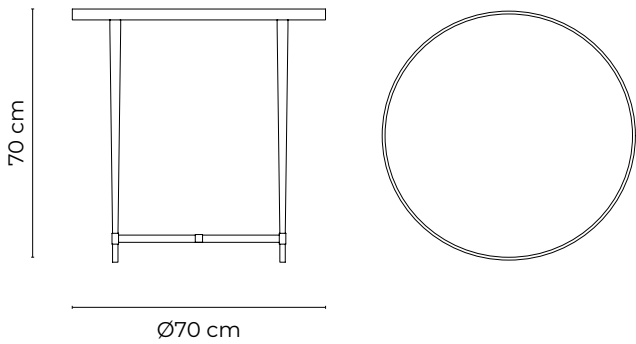
METAL
Satin brass

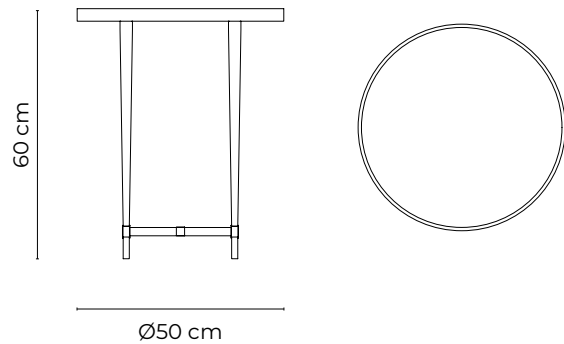
Product range

FER 01A




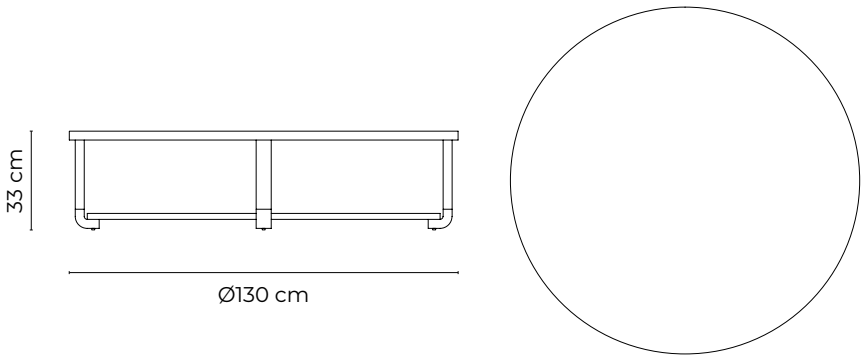
FER 02B FER 04D




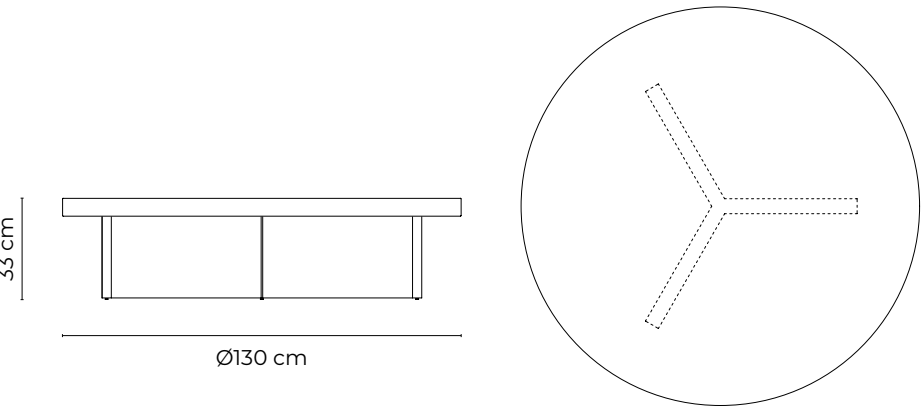




COFFEE AND SIDE TABLES		
JACQUES		p. 90
	WOOD Natural walnut / honey walnut / matt and glossy tobacco walnut / moro walnut	
	METAL Matt black	
Product range		
JCQ 63B		



COFFEE AND SIDE TABLES		
MORGAN		p. 376
	LACQUERED Matt and glossy lacquer in the Galimberti Nino colour range	
	METAL Bronze painted / satin brass	
Product range		
MOR 25E		



COFFEE AND SIDE TABLES

ORLANDO p. 308



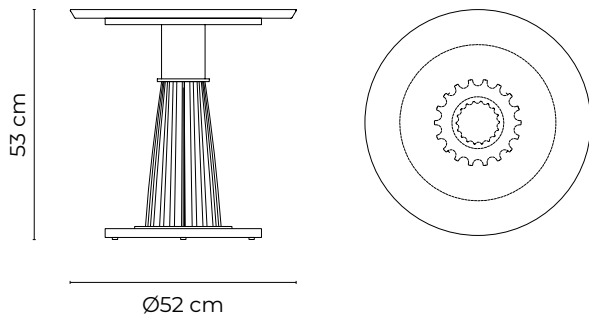
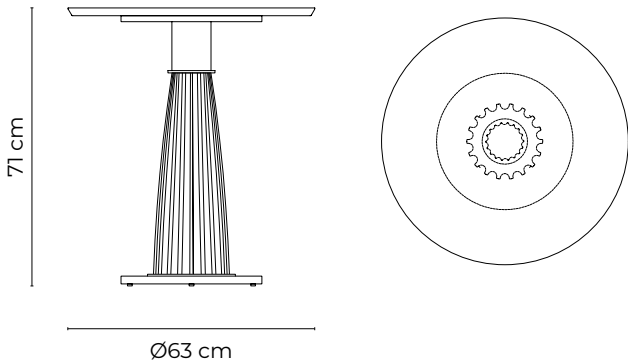
LACQUERED
Matt and glossy lacquer in the Galimberti Nino colour range

MARBLE
Bianco Carrara natural / Nero Marquinia natural / Breccia Medicea natural / Sahara Noir polyester / Patagonia natural

METAL
Bronze painted / satin brass

Product range

ORL 14D ORL 15E



COFFEE AND SIDE TABLES

PETRO p. 110



LACQUERED
Matt and glossy lacquer in the Galimberti Nino colour range

WOOD
Natural walnut / honey walnut / matt and glossy tobacco walnut / moro walnut

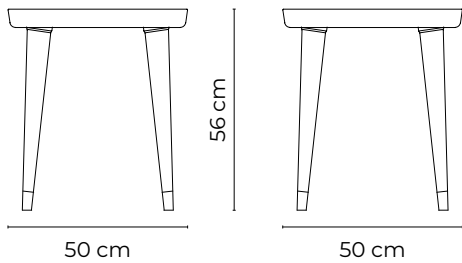
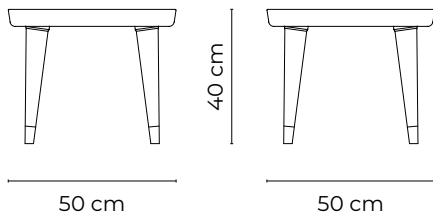
STONEECO
Glossy Bianco Statuario Stoneeco / glossy Sahara Noir Stoneeco

GLASS
White / black

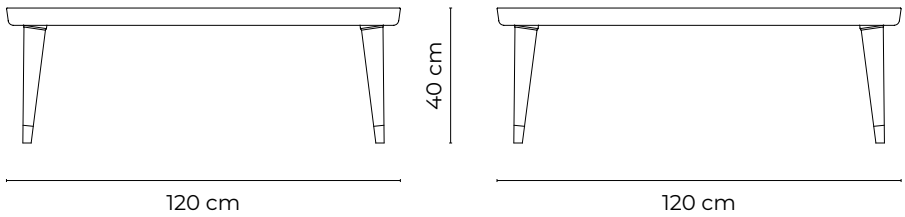
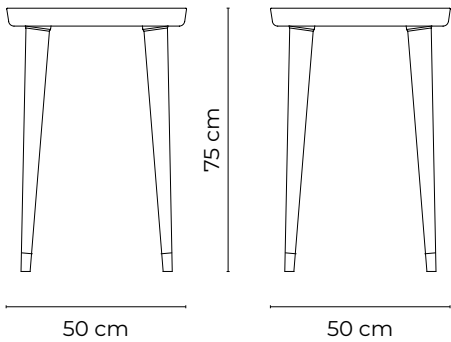
METAL
Bronze painted / satin brass

Product range

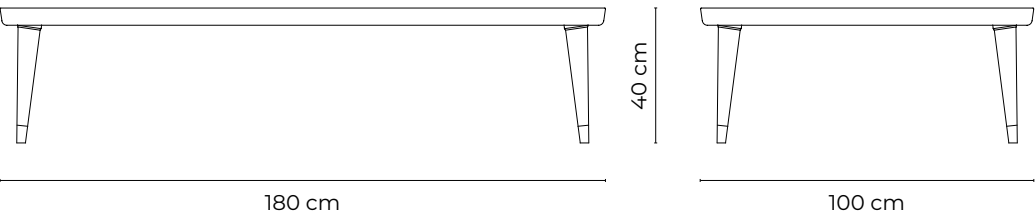
PET 36L PET 37M



PET 38N PET 35H



PET 34F



COFFEE AND SIDE TABLES

TALLO p. 190

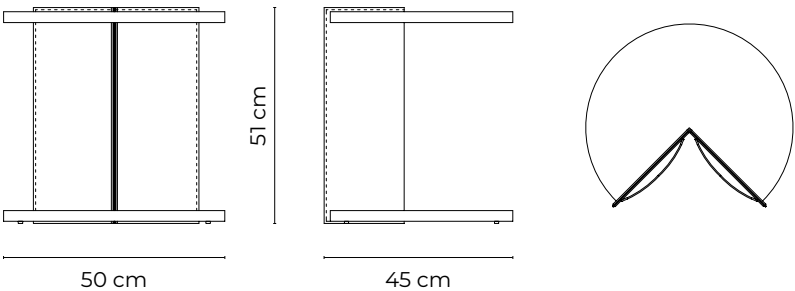


WOOD
Natural walnut / honey walnut / matt and glossy tobacco walnut / moro walnut

UPHOLSTERY
Leather in the Galimberti Nino range

Product range

TAL 01A



COFFEE AND SIDE TABLES

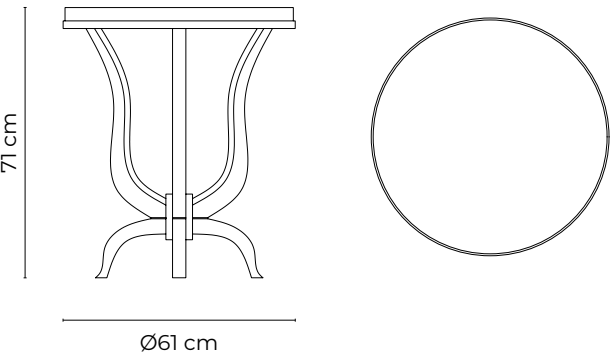
TULIPANO p. 312



LACQUERED
Matt and glossy lacquer in the Galimberti Nino colour range

Product range

TUL 21A



COFFEE AND SIDE TABLES

YANG

p. 188



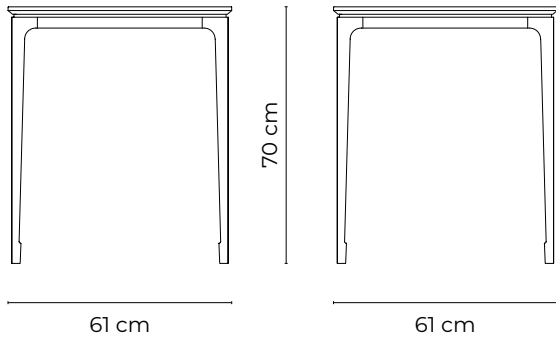
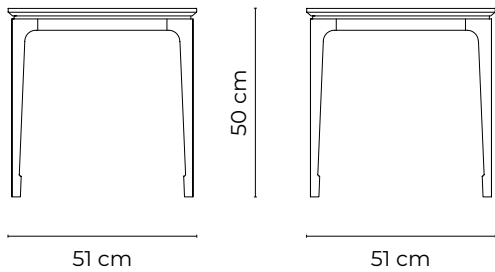
WOOD
Natural walnut / honey walnut / matt and glossy tobacco walnut / moro walnut

MARBLE
Bianco Carrara natural / Nero Marquinia natural / Breccia Medicea natural / Sahara Noir polyester / Patagonia natural

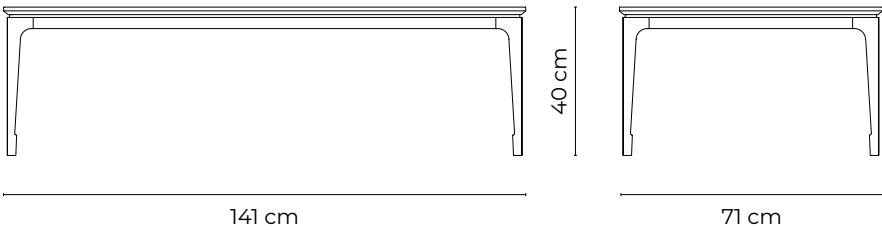
Product range

YAN 01A

YAN 02B



YAN 03C



CONSOLES

FERRANDO

p. 292

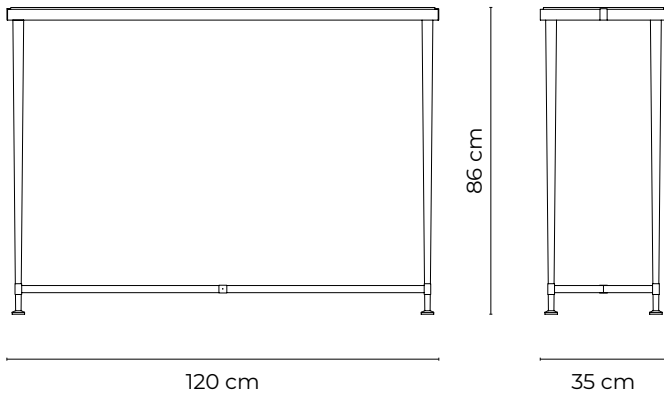



MARBLE
Bianco Carrara natural / Nero Marquinia natural / Breccia Medicea natural / Sahara Noir polyester / Patagonia natural

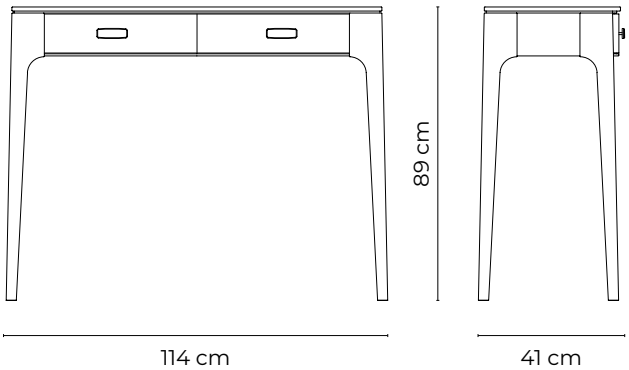
METAL
Satin brass


Product range

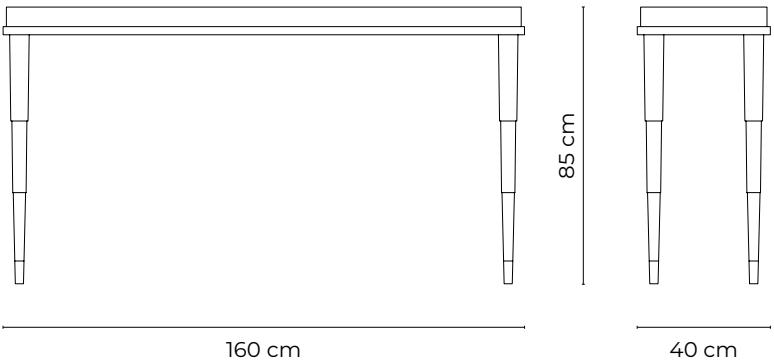
FER 03C



CONSOLES	
LIRICA	p. 98
	<p>LACQUERED Matt and glossy lacquer in the Galimberti Nino colour range</p> <p>METAL Satin brass</p> <p>HANDLE Decò</p>
Product range	
LIR 63B	



CONSOLES	
LUMIÈRE	p. 370
	<p>LACQUERED Matt and glossy lacquer in the Galimberti Nino colour range</p> <p>METAL Bronze painted / satin brass</p>
Product range	
LUM 14D	



CONSOLES

NARA



LACQUERED
Matt and glossy lacquer in the Galimberti Nino colour range

WOOD
Natural walnut / honey walnut / matt and glossy tobacco walnut / moro walnut

STONEECO
Glossy Bianco Statuario Stoneeco / glossy Sahara Noir Stoneeco

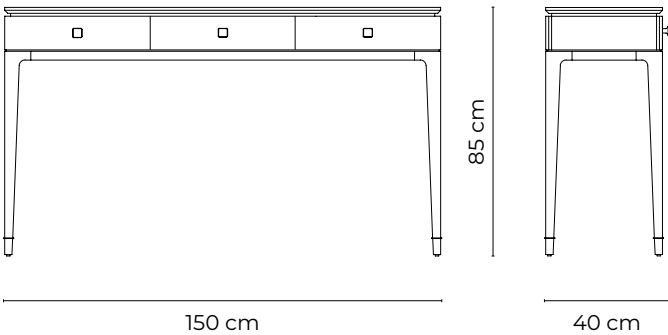
GLASS
White / black

METAL
Bronze painted / satin brass with glossy inset

HANDLE
Mira

Product range

NAR 45A



CONSOLES

PETRO p. 120



LACQUERED
Matt and glossy lacquer in the Galimberti Nino colour range

WOOD
Natural walnut / honey walnut / matt and glossy tobacco walnut / moro walnut

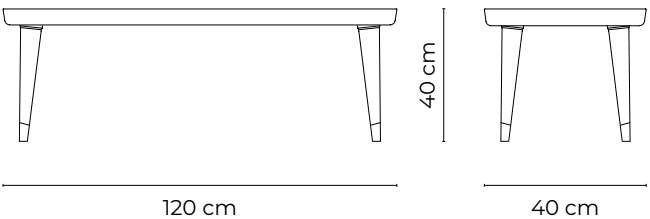
STONEECO
Glossy Bianco Statuario Stoneeco / glossy Sahara Noir Stoneeco

GLASS
White / black

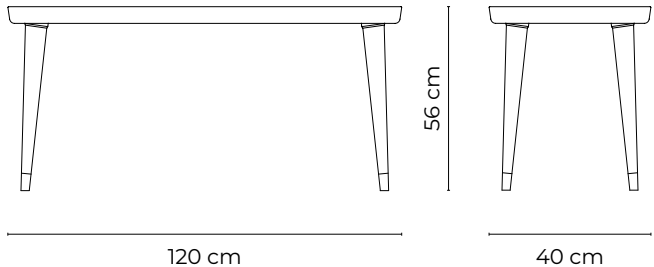
METAL
Bronze painted / satin brass

Product range

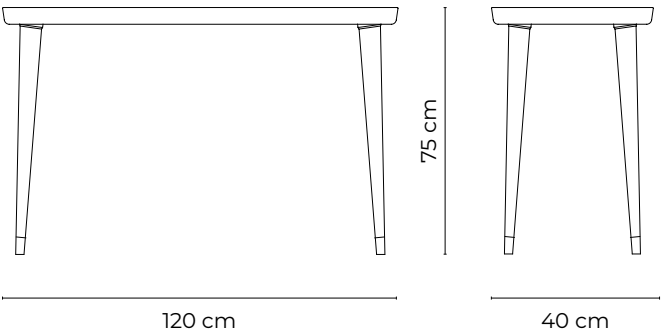
PET 12E




PET 12D



PET 12B

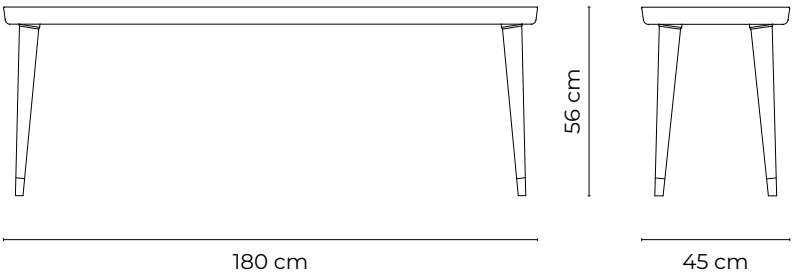


PET 42T

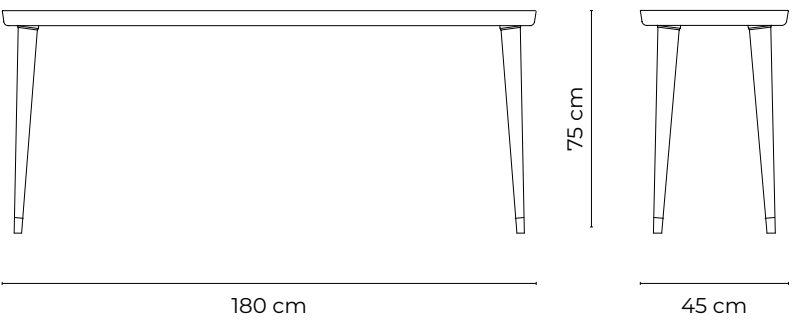


CONSOLES

PET 41S



PET 40P



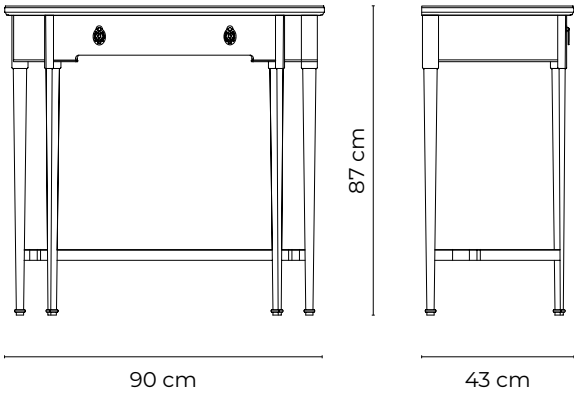
CONSOLES

TIFFANY **p. 48**

	WOOD Natural walnut / honey walnut / tobacco walnut / moro walnut
	METAL Silver
	HANDLE Gioiello

Product range

TFY 01E



DESKS

AMBRA p. 254



LACQUERED
Matt and glossy lacquer in the Galimberti Nino colour range

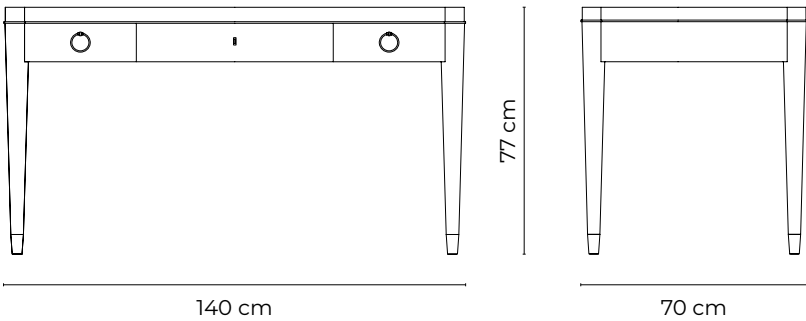
METAL
Bronze painted / satin brass

HANDLE
Lolita

UPHOLSTERY
Leather in the Galimberti Nino range

Product range

AMB 33C



DESKS

KOBE p. 126



WOOD
Natural walnut / honey walnut / matt and glossy tobacco walnut / moro walnut

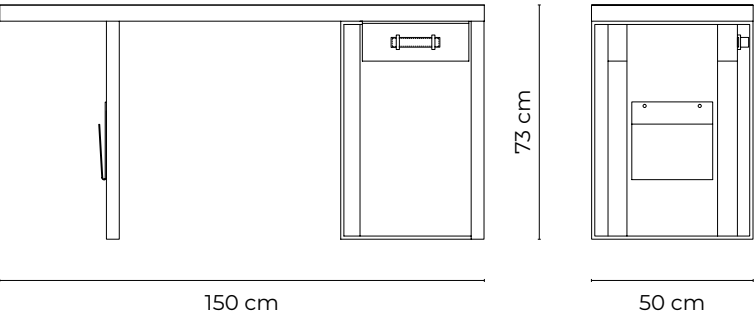
METAL
Matt black

HANDLE
Cintura

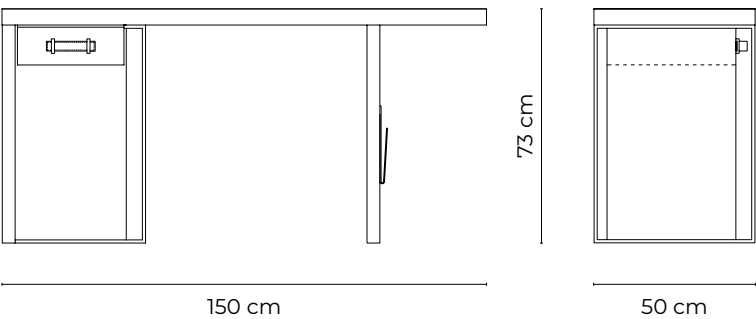
UPHOLSTERY
Leather in the Galimberti Nino range

Product range

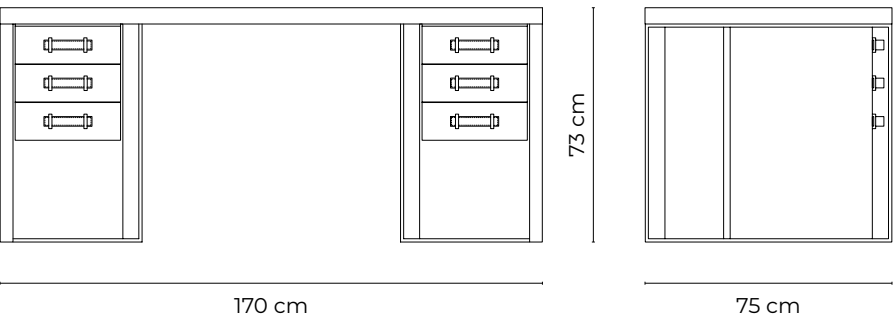
KOB 02B



KOB 03C



KOB 04D



DESKS

LUMIÈRE p. 366



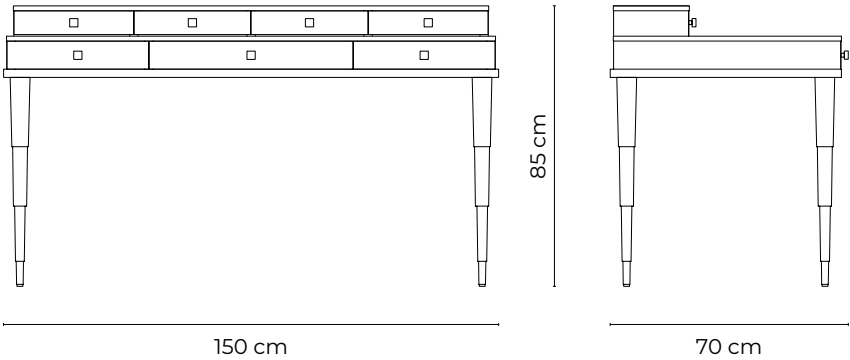
LACQUERED
Matt and glossy lacquer in the Galimberti Nino colour range

METAL
Bronze painted / satin brass

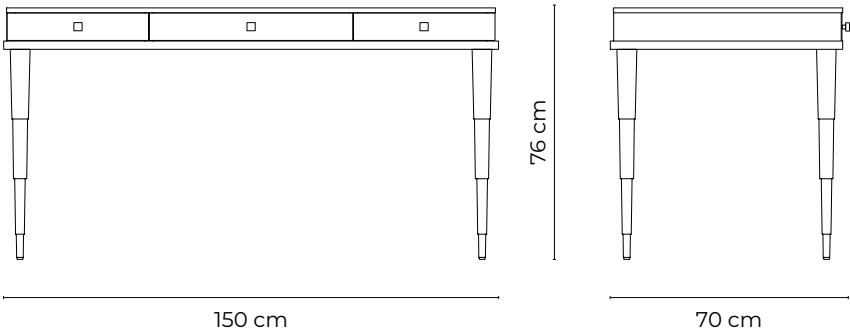
HANDLE
Dodo

Product range

LUM 11A



LUM 12B



DESKS

NARA p. 62



LACQUERED
Matt and glossy lacquer in the Galimberti Nino colour range

WOOD
Natural walnut / honey walnut / matt and glossy tobacco walnut / moro walnut

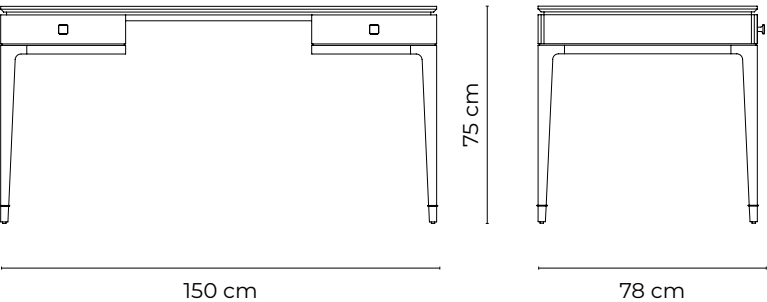
METAL
Bronze painted / satin brass with glossy inset


HANDLE
Mira

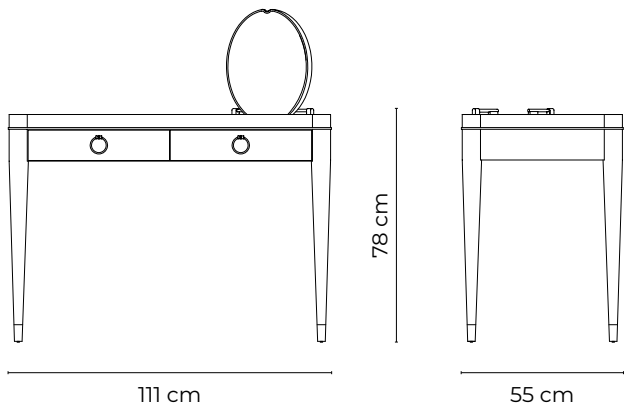
UPHOLSTERY
Leather in the Galimberti Nino range


Product range

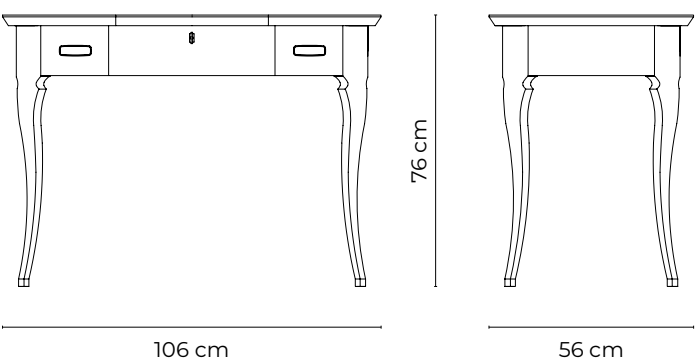
NAR 33P



VANITY TABLES	
AMBRA	p. 250
	<p>LACQUERED Matt and glossy lacquer in the Galimberti Nino colour range</p> <p>METAL Bronze painted / satin brass</p> <p>HANDLE Lolita</p>
Product range	
AMB 34D	



VANITY TABLES	
DOLCEVITA	p. 392
	<p>WOOD White ash wood / tobacco ash wood / moro ash wood / ebonized ash wood</p> <p>METAL Satin brass</p> <p>HANDLE Decò</p>
Product range	
DOV 07G	



VANITY TABLES

LUMIÈRE p. 368



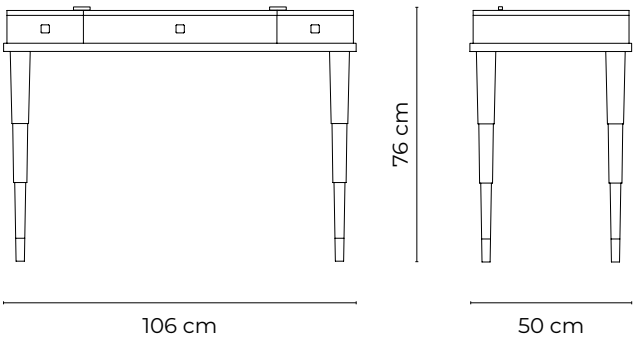
LACQUERED
Matt and glossy lacquer in the Galimberti Nino colour range

METAL
Bronze painted / satin brass

HANDLE
Dodo

Product range

LUM 13C



BOOKCASES

MODULO p. 156



LACQUERED
Matt and glossy lacquer in the Galimberti Nino colour range

WOOD
Natural walnut / honey walnut / matt and glossy tobacco walnut / moro walnut

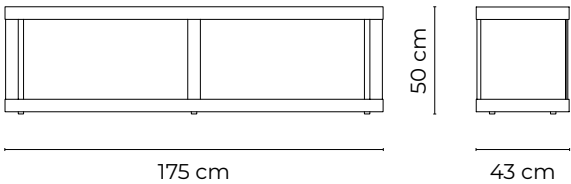
GLASS
Bronze

METAL
Bronze painted / satin brass

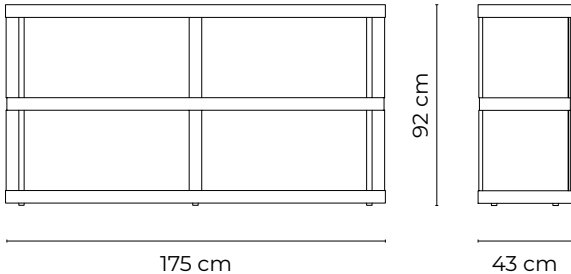
HANDLE
Accento

Product range

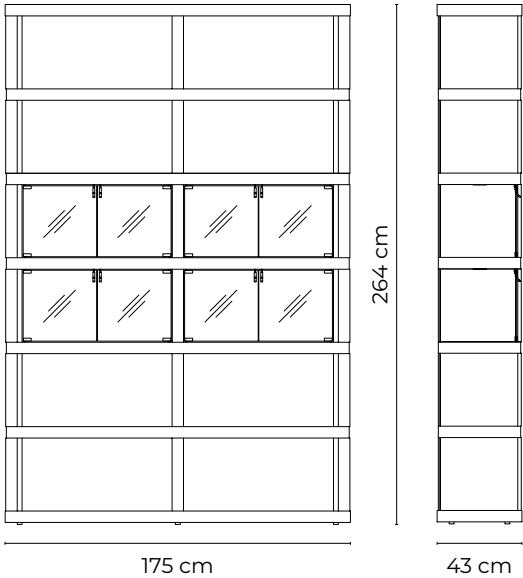
MOD 201



MOD 202



MOD 206



STORAGES

AMBRA p. 224



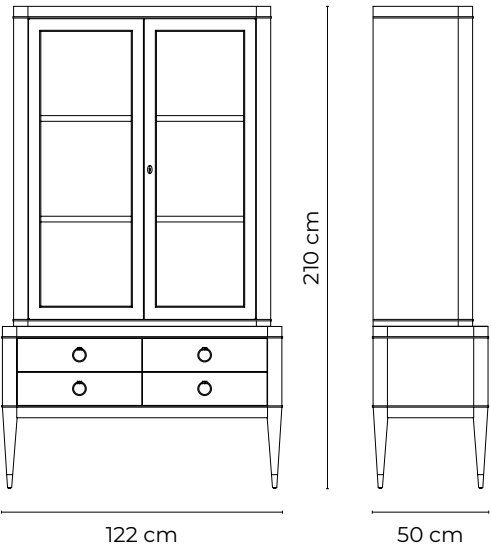
LACQUERED
Matt and glossy lacquer in the Galimberti Nino colour range

METAL
Bronze painted / satin brass

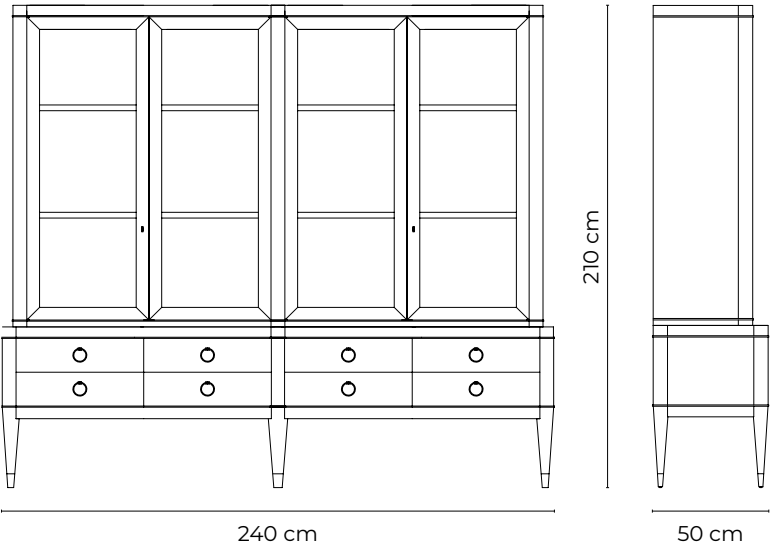
HANDLE
Lolita

Product range

AMB 35E

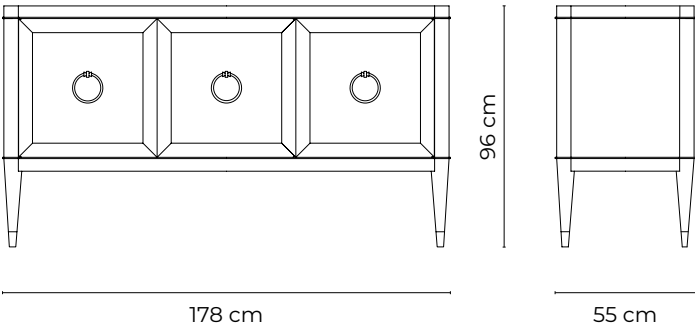
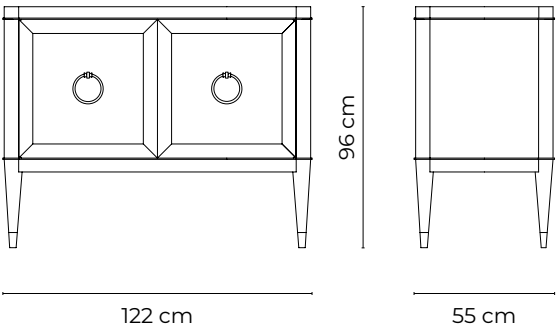


AMB 47B

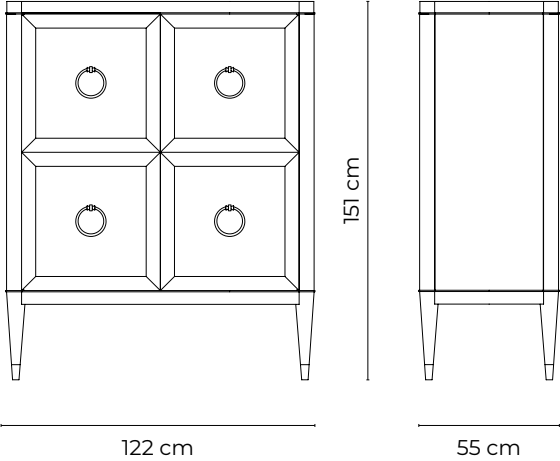
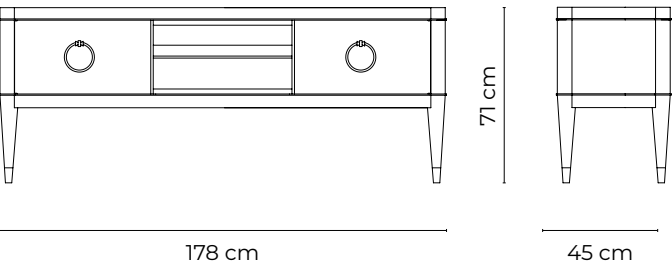


STORAGES

AMB 37G AMB 38H



AMB 39L AMB 40M



STORAGES

ASMARA p. 32



LACQUERED
Matt and glossy lacquer in the Galimberti Nino colour range

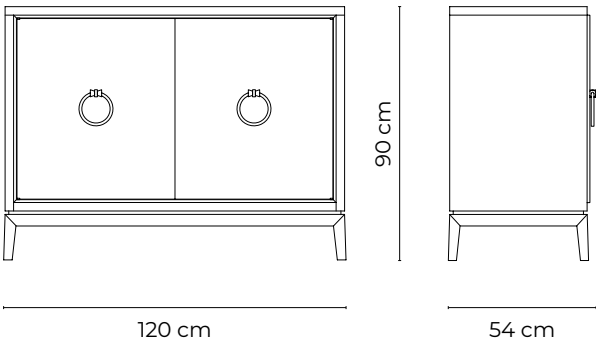
WOOD
Natural walnut / honey walnut / matt and glossy tobacco walnut / moro walnut

METAL
Bronze painted / satin brass

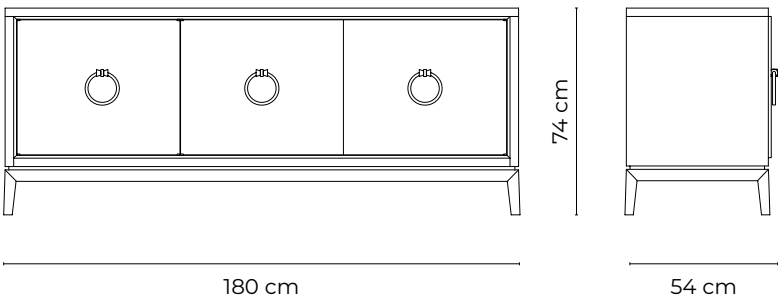
HANDLE
Lolita

Product range

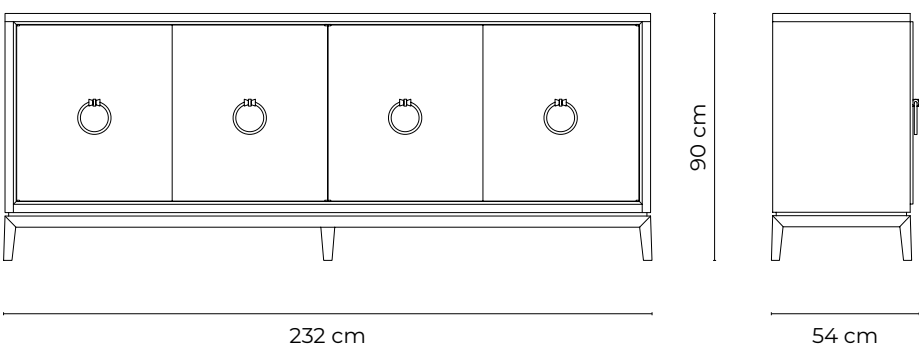
ASM 82B



ASM 83C



ASM 84D



STORAGES

DOLCEVITA p. 394



WOOD
White ash wood / tobacco ash wood / moro ash wood / ebonized ash wood


GLASS
Bronze

METAL
Satin brass

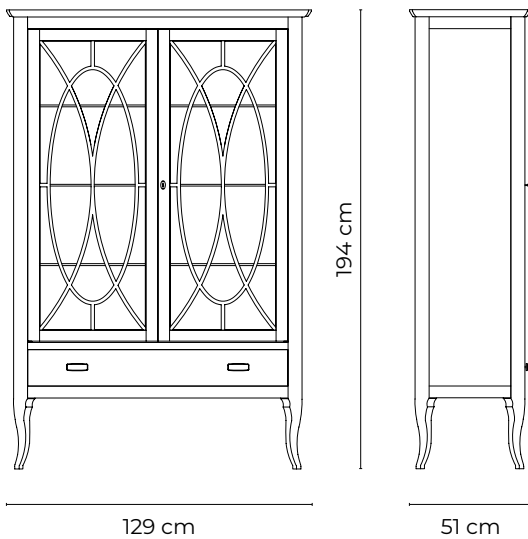
HANDLE
Decò

Product range

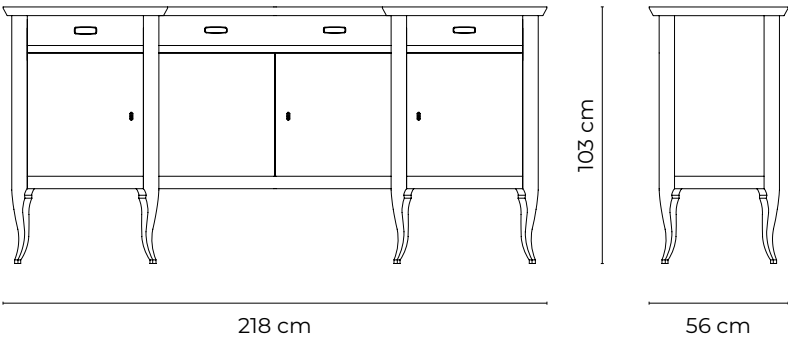
DOV 09L



DOV 08H



DOV 10M



STORAGES

NARA



LACQUERED
Matt and glossy lacquer in the Galimberti Nino colour range

WOOD
Natural walnut / honey walnut / matt and glossy tobacco walnut / moro walnut

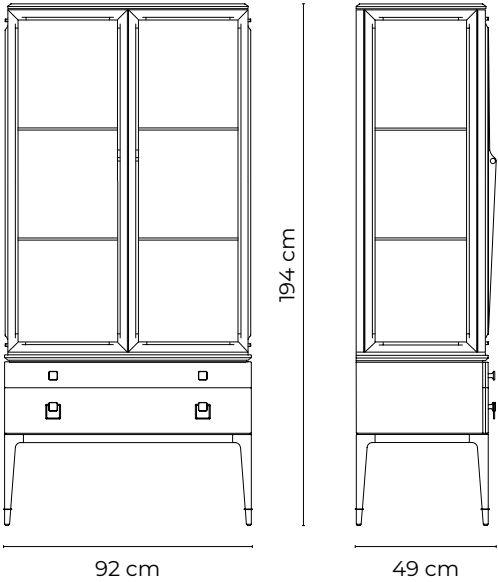
GLASS
Bronze

METAL
Bronze painted / satin brass with glossy inset

HANDLE
Mira

Product range

NAR 93F



STORAGES

YANG

p. 52



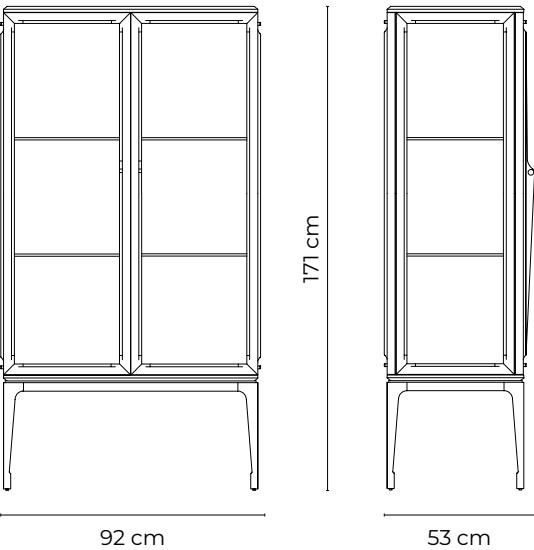
LACQUERED
Matt and glossy lacquer in the Galimberti Nino colour range

WOOD
Natural walnut / honey walnut / matt and glossy tobacco walnut / moro walnut

GLASS
Bronze

Product range

YAN 24D



NIGHT STORAGES

AMBRA p. 238



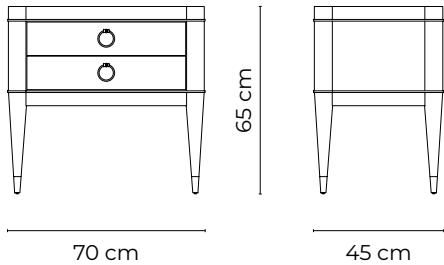
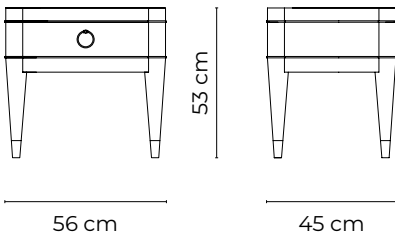
LACQUERED
Matt and glossy lacquer in the Galimberti Nino colour range

METAL
Bronze painted / satin brass

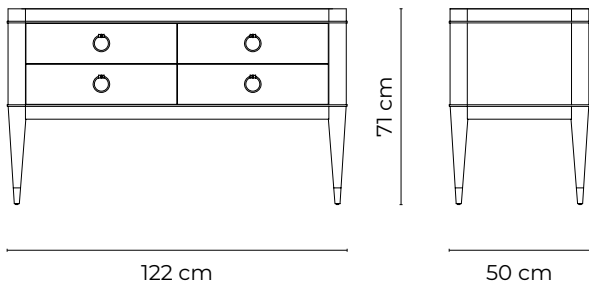
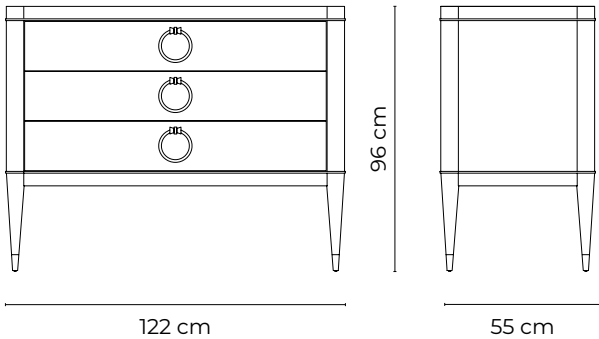
HANDLE
Lolita

Product range

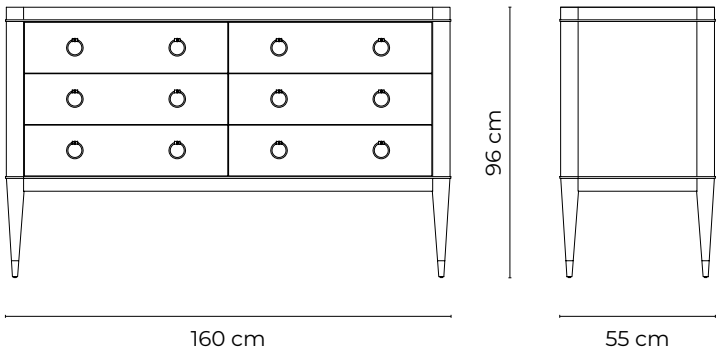
AMB 44R AMB 45S



AMB 41N AMB 42P



AMB 43Q



NIGHT STORAGES

ASMARA p. 314



LACQUERED
Matt and glossy lacquer in the Galimberti Nino colour range

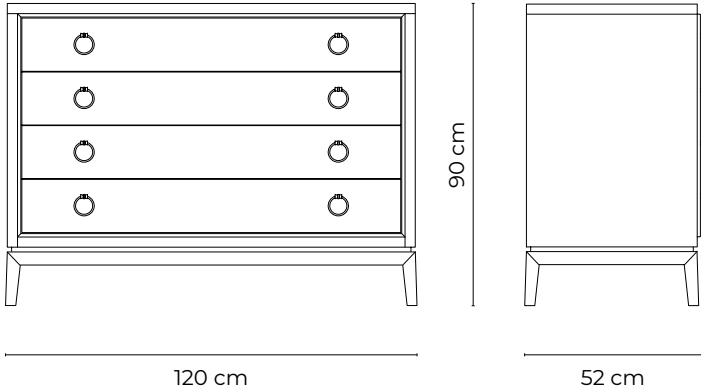
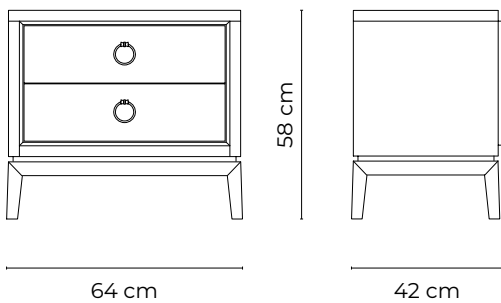
WOOD
Natural walnut / honey walnut / matt and glossy tobacco walnut / moro walnut

METAL
Bronze painted / satin brass

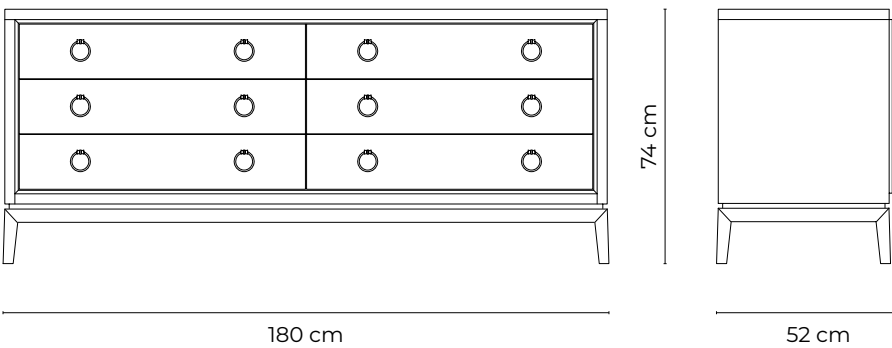
HANDLE
Lolita

Product range

ASM 88H ASM 86F



ASM 87G



NIGHT STORAGES

DOLCEVITA p. 384



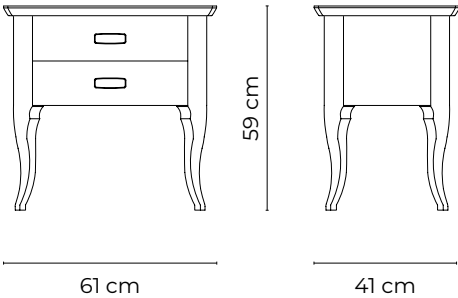
WOOD
White ash wood / tobacco ash wood / moro ash wood / ebonized ash wood

METAL
Satin brass

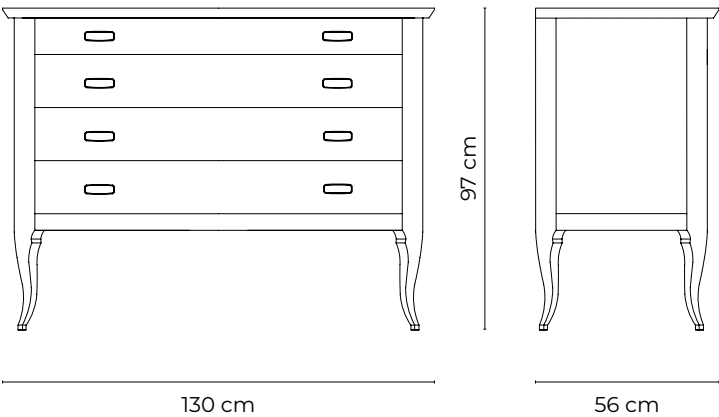
HANDLE
Decò

Product range

DOV 12P



DOV 11N



NIGHT STORAGES

NARA p. 66



LACQUERED
Matt and glossy lacquer in the Galimberti Nino colour range

WOOD
Natural walnut / honey walnut / matt and glossy tobacco walnut / moro walnut

STONEECO
Glossy Bianco Statuario Stoneeco / glossy Sahara Noir Stoneeco

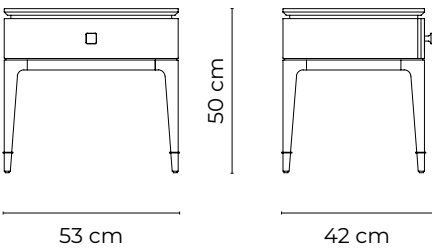
GLASS
White / black

METAL
Bronze painted / satin brass with glossy inset

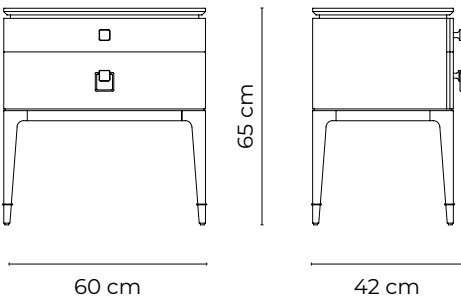
HANDLE
Mira

Product range

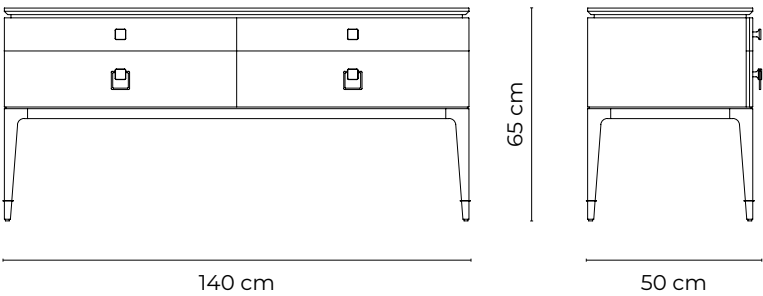
NAR 21N



NAR 10M

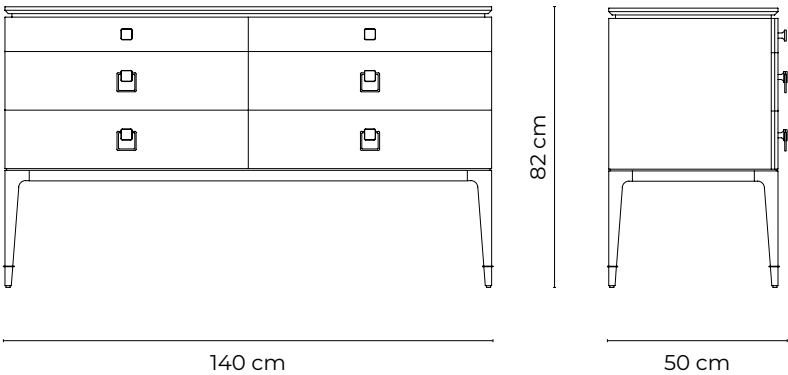


NAR 08H

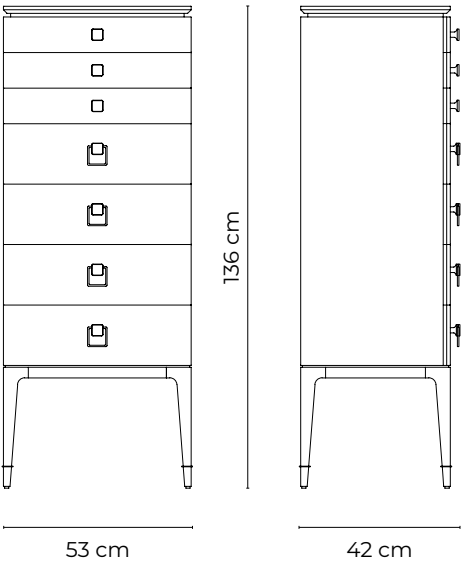


NIGHT STORAGES

NAR 07G



NAR 09L



NIGHT STORAGES

STILBO **p. 106**



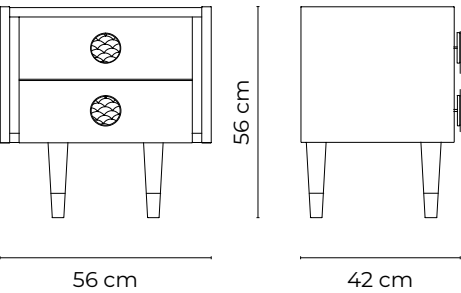
LACQUERED
Matt and glossy lacquer in the Galimberti Nino colour range

METAL
Bronze painted / satin brass

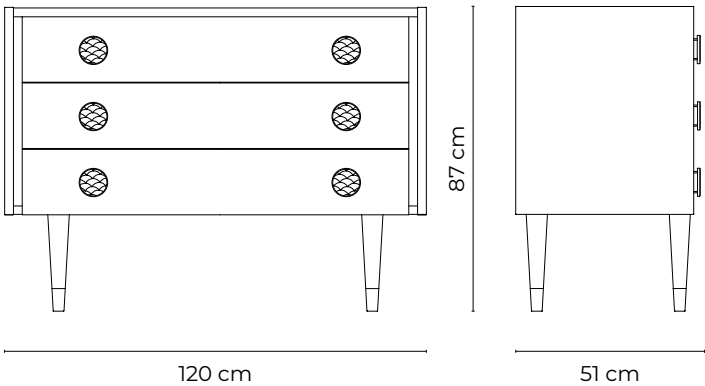
HANDLE
Diva

Product range

STI 42B



STI 31A



BEDS

ELLIOT p. 326

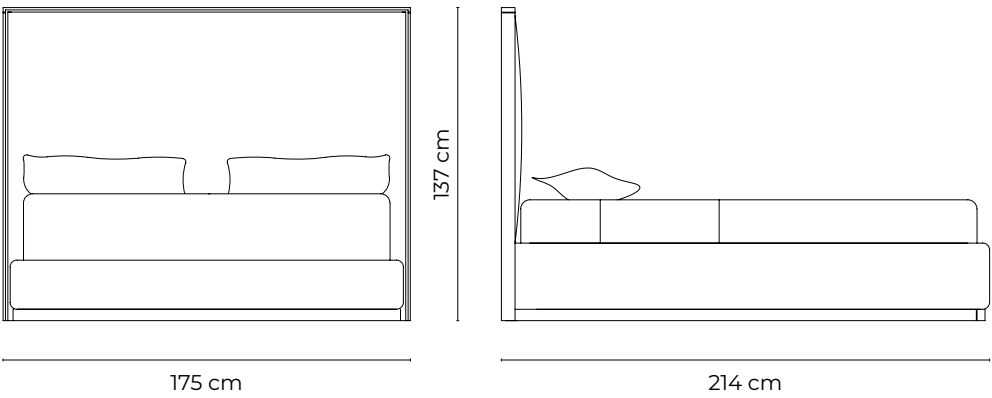


LACQUERED
Matt and glossy lacquer in the Galimberti Nino colour range

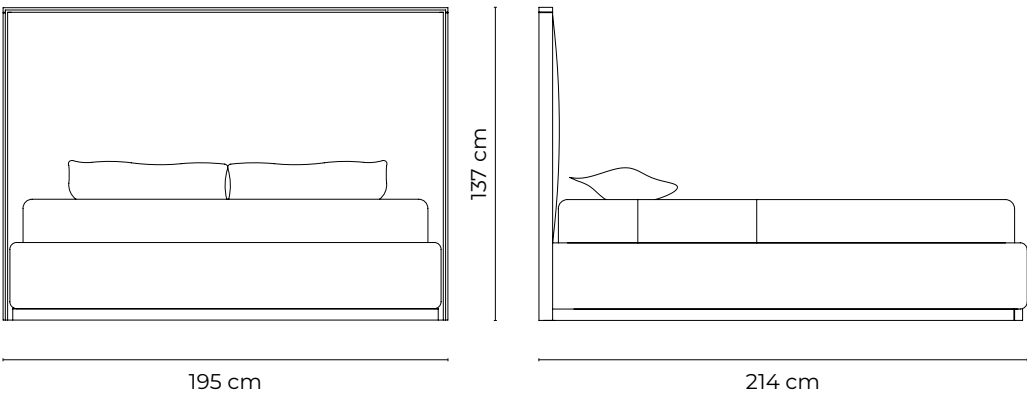
UPHOLSTERY
Fabric and leather in the Galimberti Nino range

Product range

ELL 16D

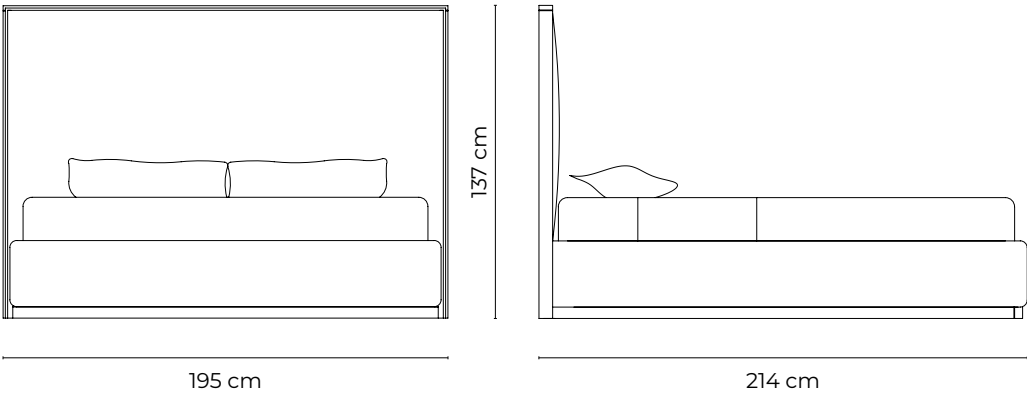


ELL 31A

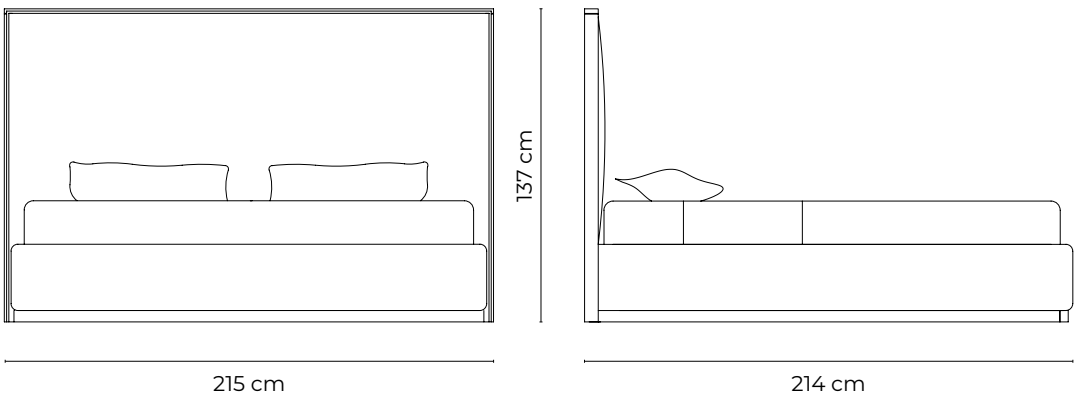


BEDS

ELL 33C storage bed



ELL 32B



BEDS

ELLIOT DECÒ p. 330

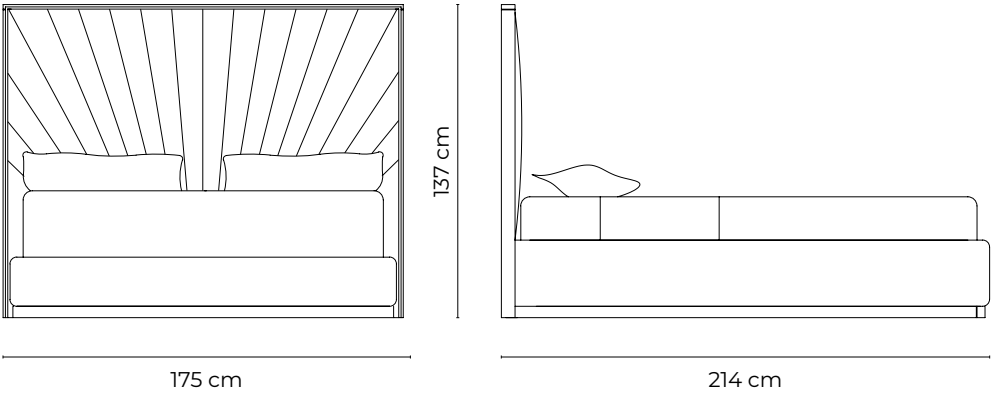


LACQUERED
Matt and glossy lacquer in the Galimberti Nino colour range

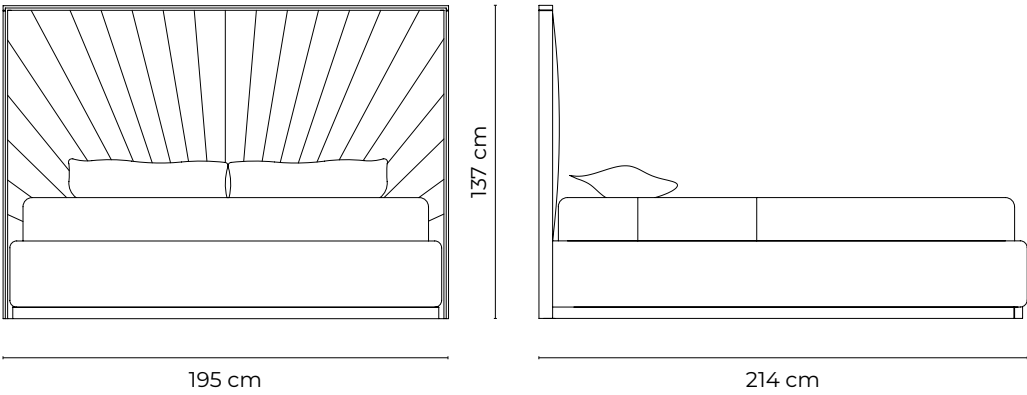
UPHOLSTERY
Fabric in the Galimberti Nino range

Product range

ELD 16E

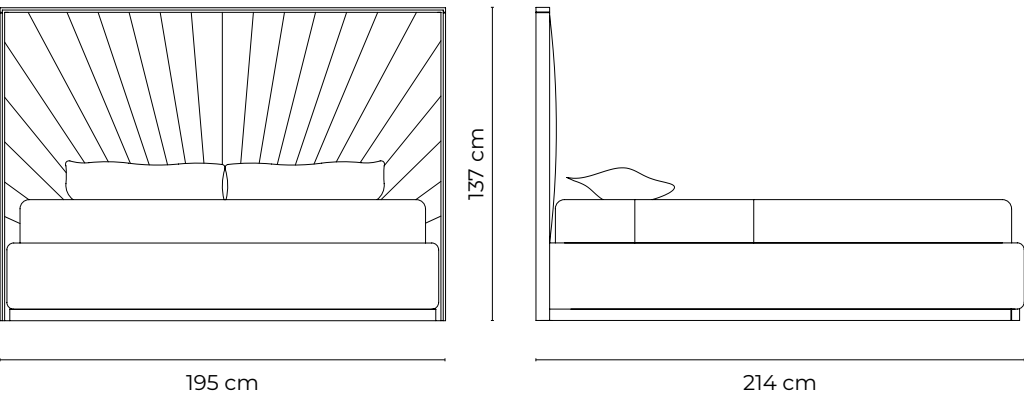


ELD 51A

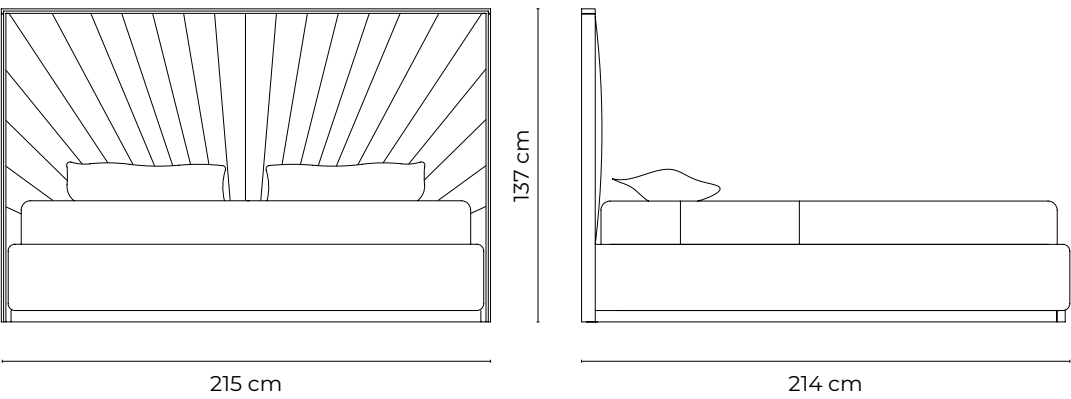


BEDS

ELD 53C storage bed



ELD 52B



BEDS

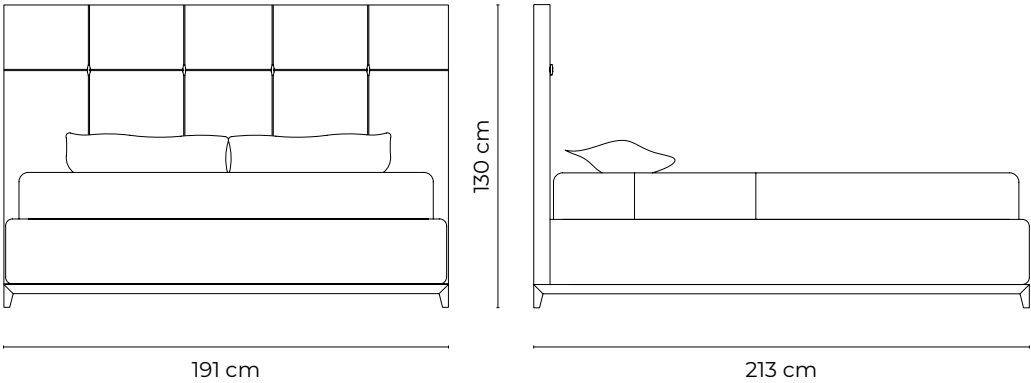
JACOB p. 356



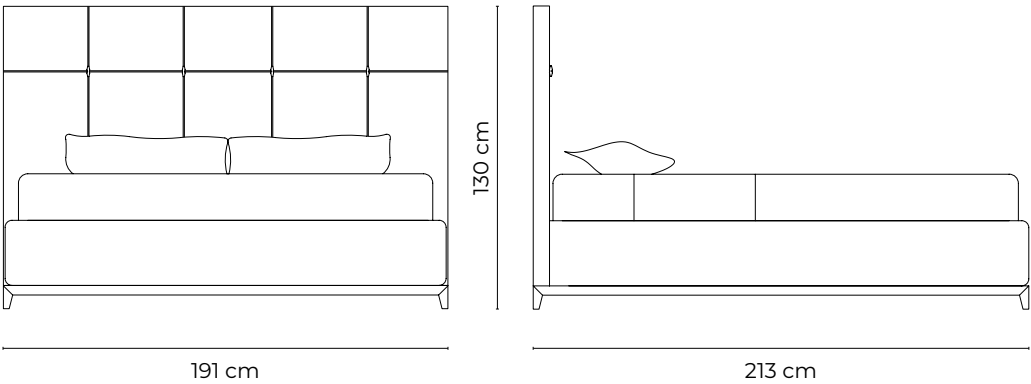
LACQUERED
Matt and glossy lacquer in the Galimberti Nino colour range

UPHOLSTERY
Fabric and leather in the Galimberti Nino range

Product range
JAC 01A

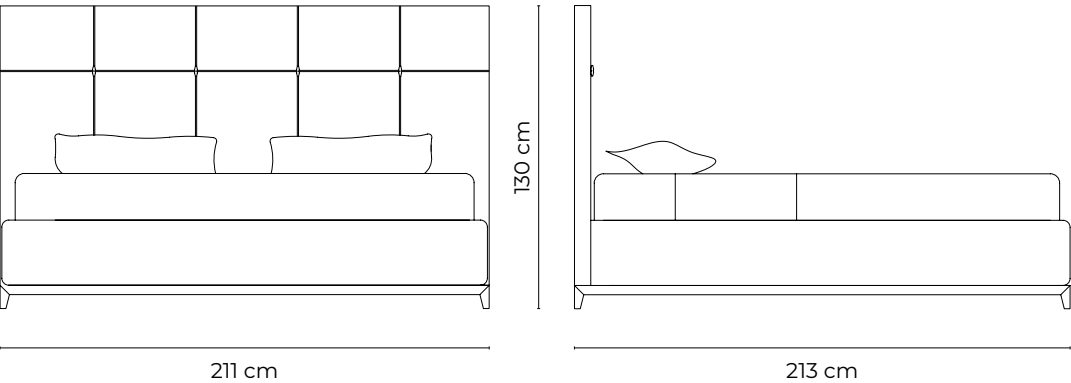


JAC 03C storage bed



BEDS

JAC 02B



BEDS

JOLO p. 360

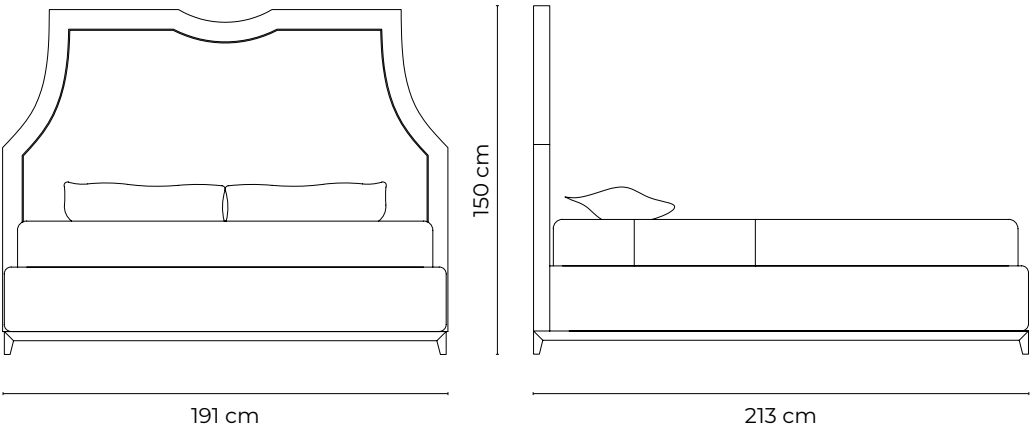


LACQUERED
Matt and glossy lacquer in the Galimberti Nino colour range

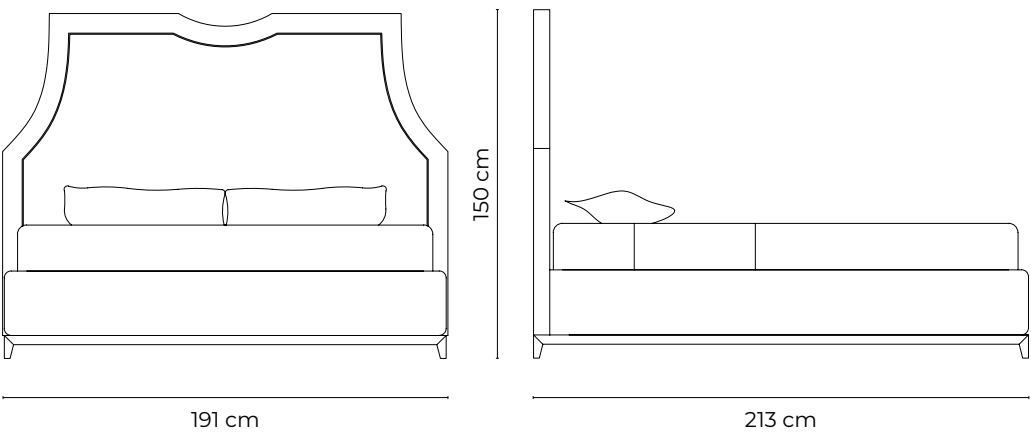
UPHOLSTERY
Fabric in the Galimberti Nino range

Product range

JOL 21A

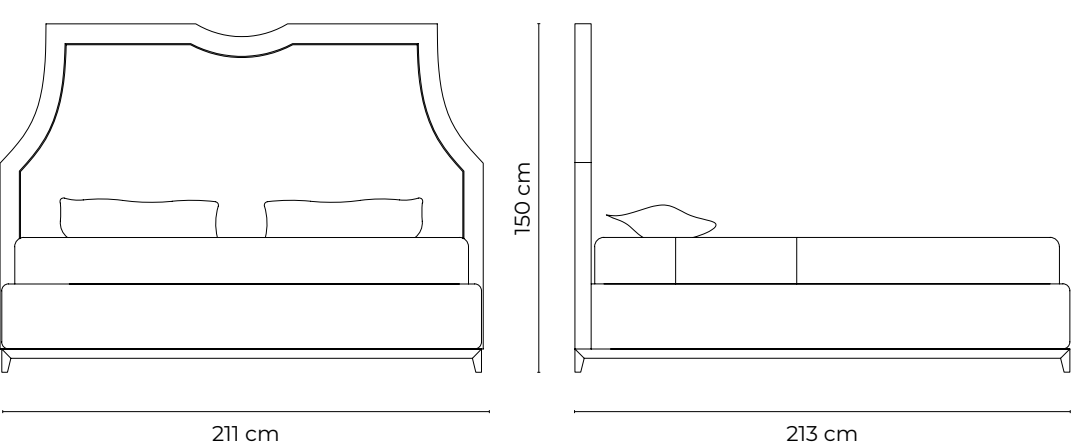


JOL 23C storage bed



BEDS

JOL 22B



BEDS

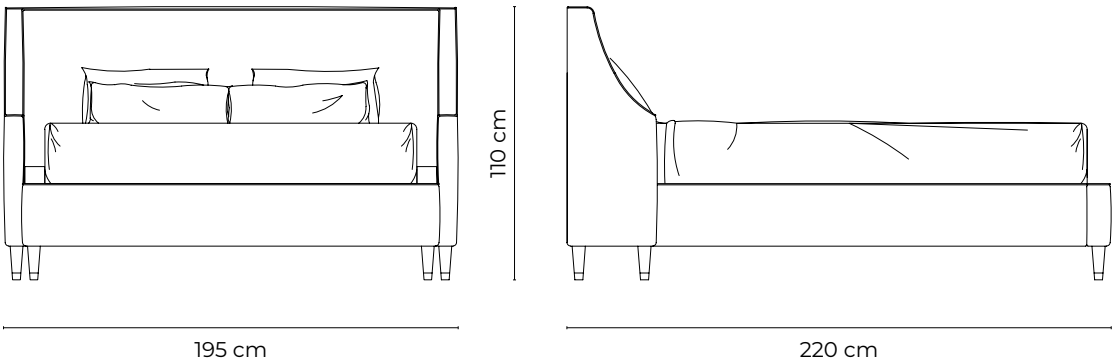
KELLY p. 416



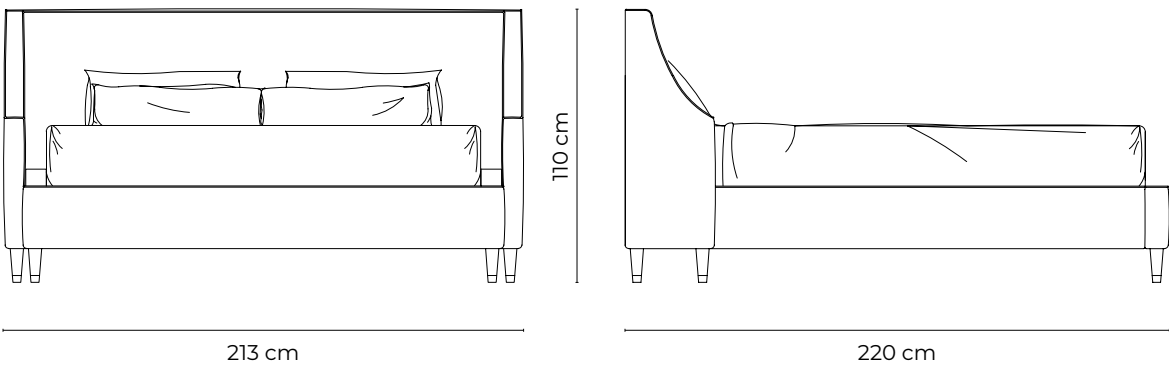
- LACQUERED**
Matt and glossy lacquer in the Galimberti Nino colour range
- WOOD**
Natural walnut / honey walnut / matt and glossy tobacco walnut / moro walnut
- METAL**
Bronze painted / satin brass
- UPHOLSTERY**
Fabric in the Galimberti Nino range

Product range

KEL 16E

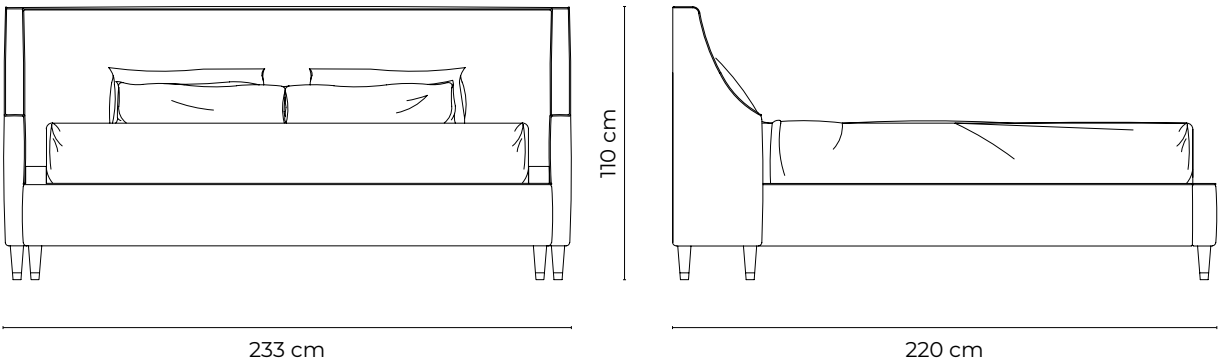


KEL 03C



BEDS

KEL 04D



BEDS

LADONE p. 102

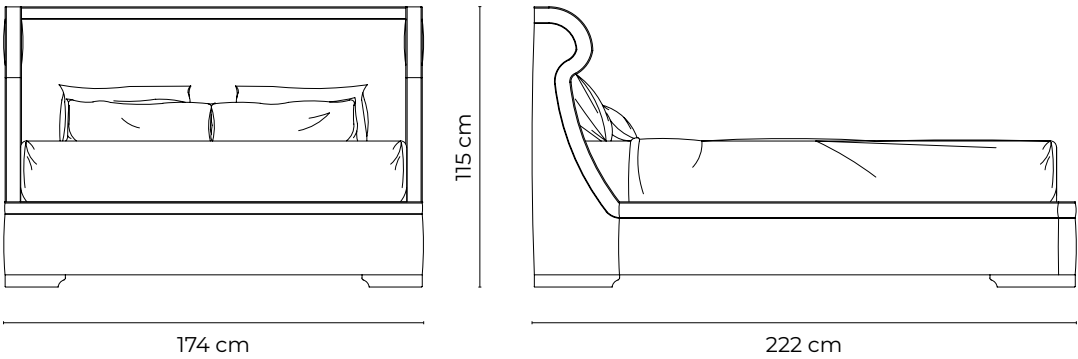


WOOD
Natural walnut / honey walnut / matt and glossy tobacco walnut / moro walnut

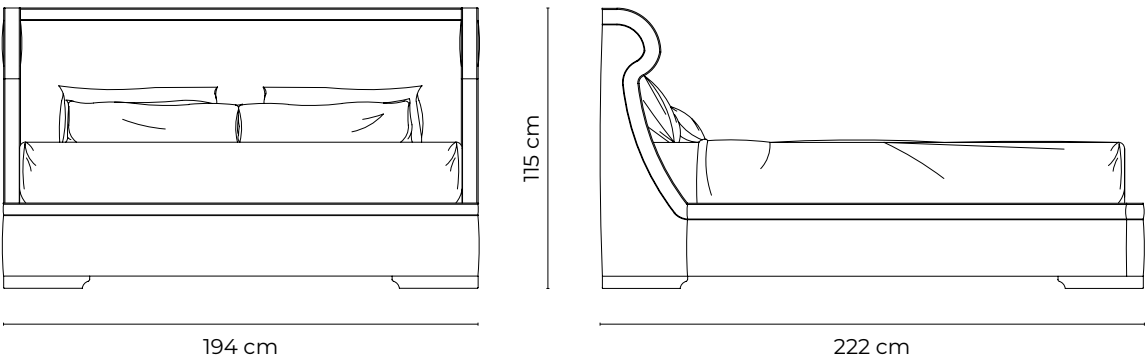
UPHOLSTERY
Fabric in the Galimberti Nino range

Product range

LAD 16C

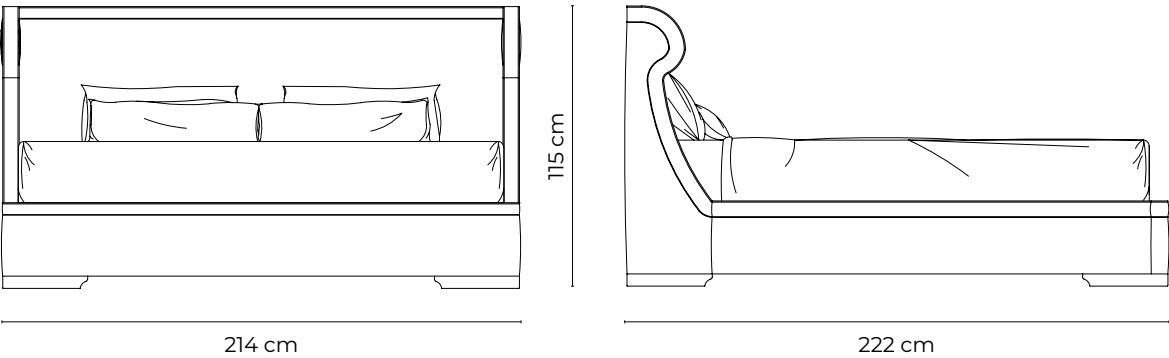


LAD 21P



BEDS

LAD 22S



BEDS

TISSI p. 78



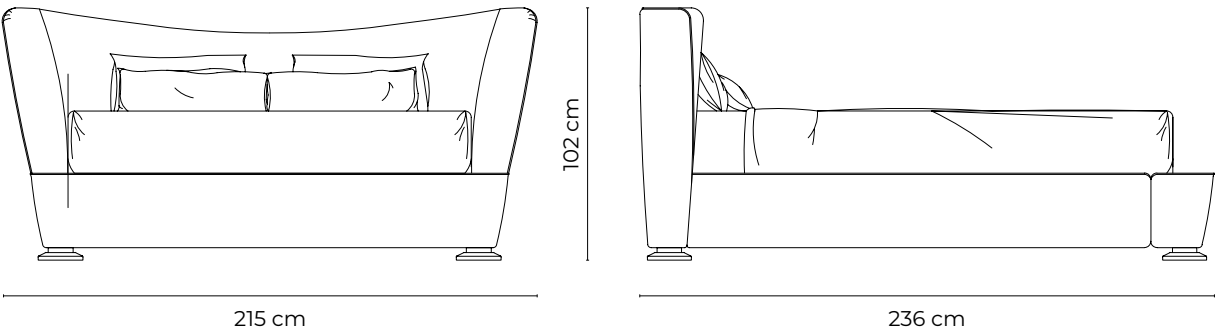
LACQUERED
Matt and glossy lacquer in the Galimberti Nino colour range

WOOD
Natural walnut / honey walnut / matt and glossy tobacco walnut / moro walnut

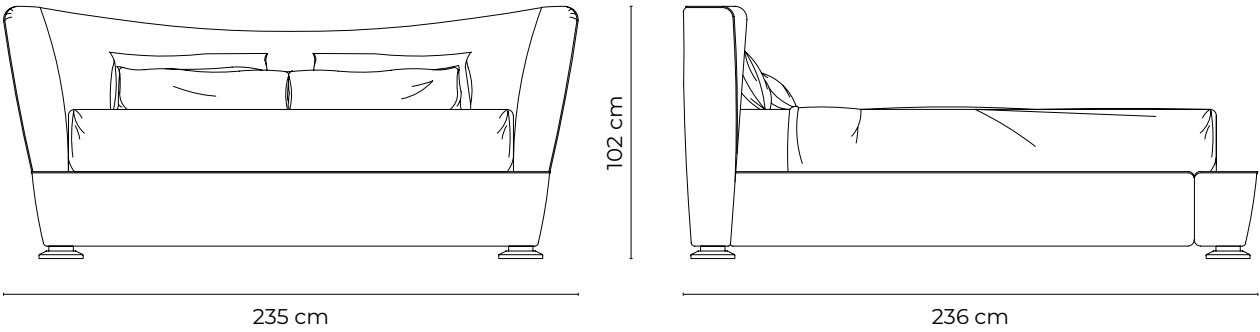
UPHOLSTERY
Fabric in the Galimberti Nino range

Product range

TIS 06F

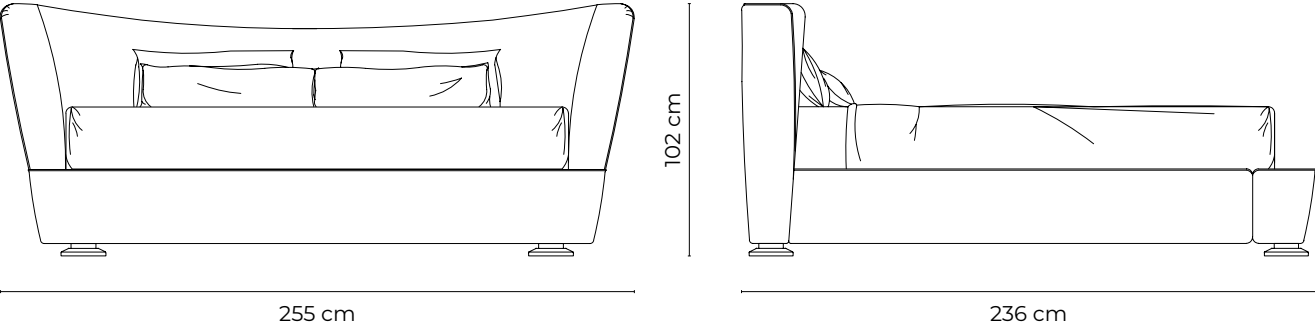


TIS 18B



BEDS

TIS 20H



BEDS

ZAFFIRO p. 208

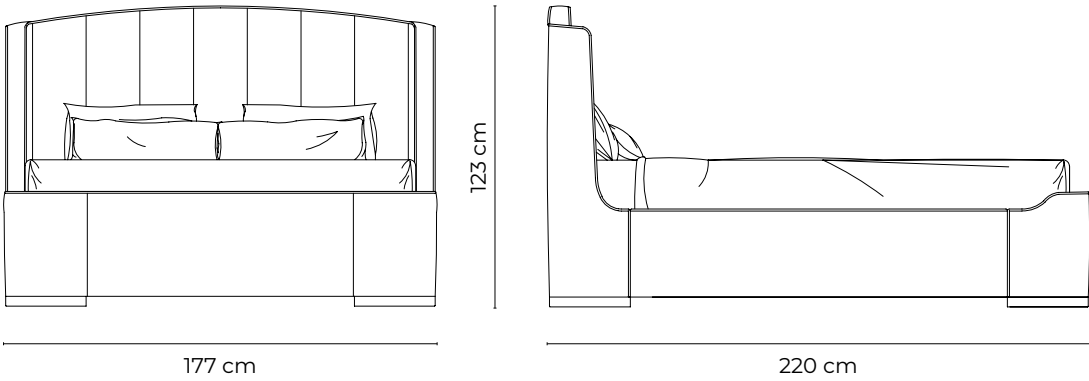


METAL
Bronze painted / satin brass

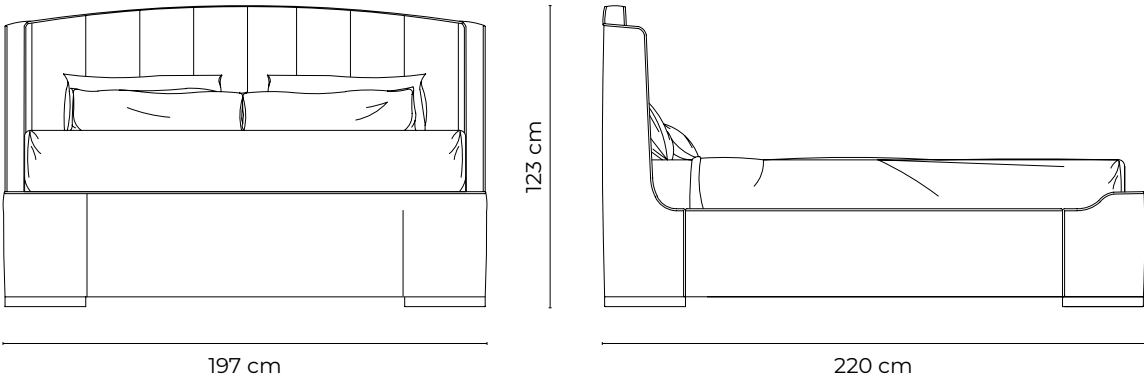
UPHOLSTERY
Fabric and leather in the Galimberti Nino range

Product range

ZAF 03C

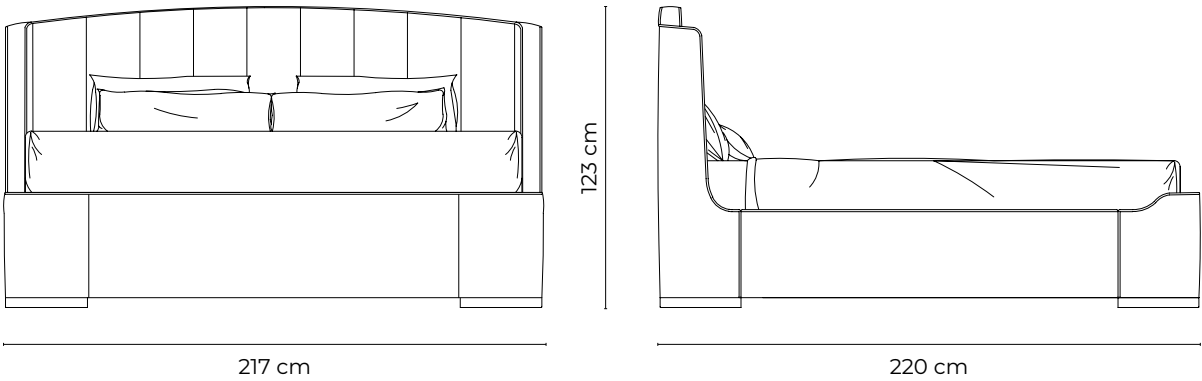


ZAF 01A




BEDS

ZAF 02B



BEDS

ZAFFIRO ALTO p. 218

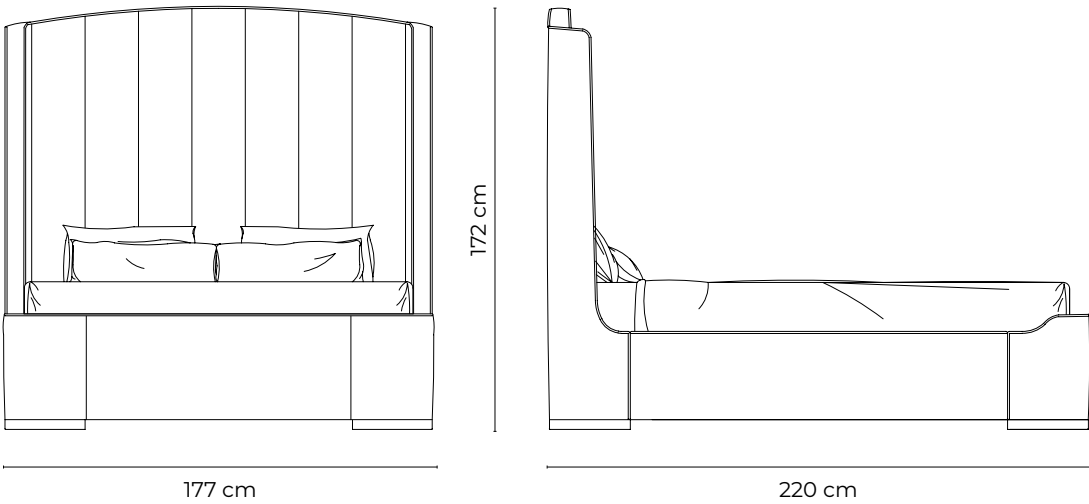


METAL
Bronze painted / satin brass

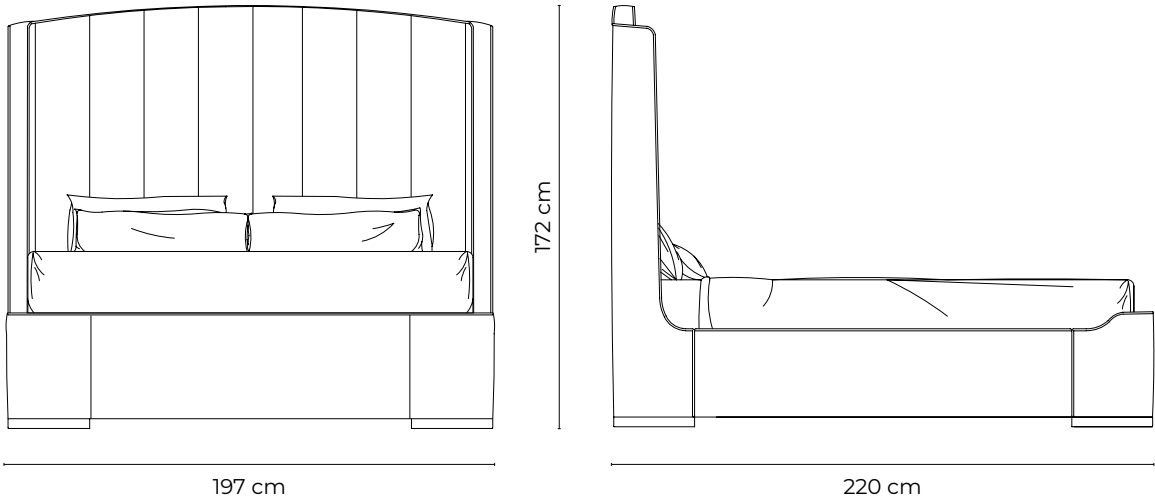
UPHOLSTERY
Fabric and leather in the Galimberti Nino range

Product range

ZAH 13C

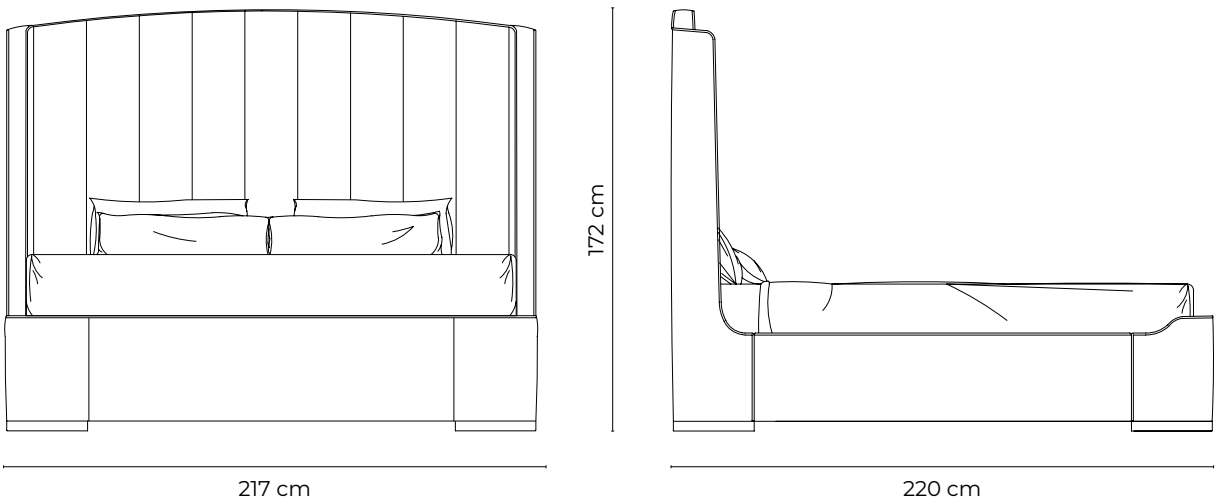


ZAH 11A



BEDS

ZAH 12B



COMPLEMENTARY FURNITURE

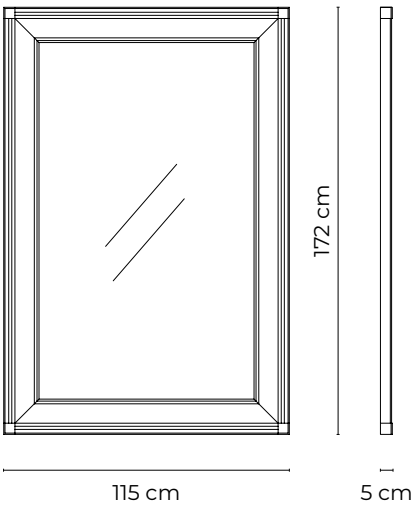
ASTRID p. 320



LACQUERED
Matt and glossy lacquer in the Galimberti Nino colour range

Product range

AST 10A



COMPLEMENTARY FURNITURE

ORLANDO p. 306

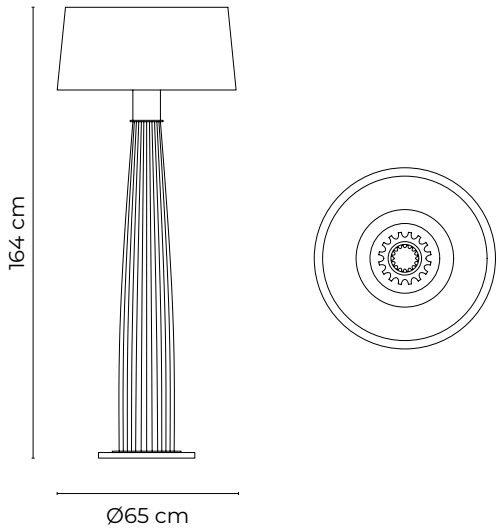


LACQUERED
Matt and glossy lacquer in the Galimberti Nino colour range

METAL
Bronze painted / satin brass






Product range

ORL 16F



WOOD

MATT WALNUT

				
NO.020.NA Natural	NO.020.MI Honey	NO.020.TA Tobacco	NO.020.MO Moro	NO.100.TA Tobacco

GLOSSY WALNUT




MARBLE

				
MA.BCA.00 Bianco Carrara	MA.BRE.00 Breccia Medicea	MA.NEM.00 Nero Marquinia	MA.PAT.00 Patagonia	MA.SAH.00 Sahara Noir



STONEECO

	
ST.100.BS Bianco Statuario	ST.100.SA Sahara Noir

METAL





		
ME.OTT.20 Satin Brass	ME.BRO.20 Bronze	ME.NER.20 Matt Black


GLASS


		
VT.BRO.00 Bronze	VT.NER.00 Black	VT.BIA.00 White

LACQUERED

MATT






				
M001 Chalk White	M002 Warm White	M003 Grey White	M004 Cream	M014 Cloud Grey

				
M005 Dove Grey	M015 Lead Grey	M018 Moka	M012 Black Brown	M013 Black

			
M019 Black Green	M007 Air Blue	M006 Lemon Yellow	M011 Brown Red

GLOSSY

				
G001 Chalk White	G002 Warm White	G003 Grey White	G004 Cream	G014 Cloud Grey

				
G005 Dove Grey	G015 Lead Grey	G018 Moka	G012 Black Brown	G013 Black

			
G019 Black Green	G007 Air Blue	G006 Lemon Yellow	G011 Brown Red



IVORY CARAMEL

1. FD20 101D

2. FD20 102B

3. FD20 103C

4. FD20 104A

5. FD20 105B

6. FD20 106B

7. FD20 107B

8. FD20 108C

9. FD20 109D

10. FD20 110A

11. FD20 111B

12. FD20 112B

13. FD20 113B

14. FD20 114B

16. FD20 116A

17. FD20 117A

18. FD20 118B

19. FD20 119A

20. FD20 120A

21. FD20 121C

22. FD20 122C

23. FD20 123B

24. FD20 124B

25. FD20 125B

26. FD20 126A

27. FD20 127C

A. LD20 101P

B. LD20 102L

C. LD20 103L

D. LD20 104P

E. LD20 105L

F. LD20 106P



YELLOW SAND

1. FD20 201A

2. FD20 202B

3. FD20 203B

4. FD20 204A

5. FD20 205A

6. FD20 206B

7. FD20 207C

8. FD20 208B

9. FD20 209B

10. FD20 210C

11. FD20 211D

12. FD20 212D

13. FD20 213A

14. FD20 214B

15. FD20 215C

16. FD20 216B

17. FD20 217B

18. FD20 218B

A. LD20 201P

B. LD20 202L

C. LD20 203L

D. LD20 204P

E. LD20 205P

F. LD20 206L

F. LD20 207P

ORANGE BRICK

CODES

1. FD20 801B	9. FD20 809A	A. LD20 801L
2. FD20 802D	10. FD20 810B	B. LD20 802L
3. FD20 803B	11. FD20 811B	C. LD20 803P
4. FD20 804A	12. FD20 812B	D. LD20 804P
5. FD20 805B	13. FD20 813A	
6. FD20 806C	14. FD20 814C	
7. FD20 807A	15. FD20 815C	
8. FD20 808C	16. FD20 816C	



PINK ROSE

CODES

1. FD20 501B	9. FD20 509D	A. LD20 501P
2. FD20 502B	10. FD20 510A	B. LD20 502L
3. FD20 503B	11. FD20 511B	C. LD20 503P
4. FD20 504C	12. FD20 512C	
5. FD20 505A	13. FD20 513C	
6. FD20 506B	14. FD20 514C	
7. FD20 507A	15. FD20 515B	
8. FD20 508A		

GREEN FOREST

1. FD20 601D	7. FD20 607B	13. FD20 613B	A. LD20 601L
2. FD20 602A	8. FD20 608A	14. FD20 614A	B. LD20 602L
3. FD20 603B	9. FD20 609B	15. FD20 615B	C. LD20 603P
4. FD20 604A	10. FD20 610B	16. FD20 616B	D. LD20 604P
5. FD20 605D	11. FD20 611B	17. FD20 617B	
6. FD20 606B	12. FD20 612B	18. FD20 618C	



BLUE OCEAN

1. FD20 701B	10. FD20 710B	20. FD20 720B	A. LD20 701P
2. FD20 702D	11. FD20 711A	21. FD20 721B	B. LD20 702L
3. FD20 703C	12. FD20 712A		C. LD20 703P
4. FD20 704B	13. FD20 713D		
5. FD20 705B	14. FD20 714C		
6. FD20 706A	16. FD20 716B		
7. FD20 707C	17. FD20 717C		
8. FD20 708B	18. FD20 718C		
9. FD20 709B	19. FD20 719B		

BROWN CHOCOLATE




A collection of 14 numbered fabric swatches and 4 lettered swatches (A, B, C, D) in various shades of brown and chocolate. The swatches include different textures like tweed, corduroy, and stripes.

CODES		
1. FD20 301A	10. FD20 310A	A. LD20 301P
2. FD20 302A	11. FD20 311B	B. LD20 302L
3. FD20 303A	12. FD20 312A	C. LD20 303L
4. FD20 304B	13. FD20 313B	D. LD20 304P
5. FD20 305A	14. FD20 314B	
6. FD20 306B		
7. FD20 307B		
8. FD20 308A		
9. FD20 309B		



SILVER STONE


























A collection of 20 numbered fabric swatches and 5 lettered swatches (A, B, C, D, E) in various shades of silver and stone. The swatches include different textures like tweed, corduroy, and stripes.

CODES			
1. FD20 401D	9. FD20 409B	18. FD20 418C	A. LD20 401P
2. FD20 402A	10. FD20 410B	19. FD20 419B	B. LD20 402L
3. FD20 403B	11. FD20 411A	20. FD20 420B	C. LD20 403P
4. FD20 404B	12. FD20 412A		D. LD20 404L
5. FD20 405C	13. FD20 413B		E. LD20 405P
6. FD20 406D	15. FD20 415B		
7. FD20 407A	16. FD20 416B		
8. FD20 408A	17. FD20 417C		

PIPING

 GA 802	 GA 804	 GA 803	 GA 864	 GA 806
 GA 807	 GA 808	 GA 809	 GA 810	 GA 811
 GA 838	 GA 835	 GA 844	 GA 841	 GA 842
 GA 815	 GA 863	 GA 819	 GA 837	 GA 840
 GA 843	 GA 839	 GA 845	 GA 856	 GA 813
 GA 814	 GA 855	 GA 821	 GA 857	 GA 822
 GA 832	 GA 836	 GA 828	 GA 829	 GA 830

 GA 831	 GA 818	 GA 852	 GA 853	 GA 849
 GA 850	 GA 851	 GA 854	 GA 860	 GA 858
 GA 859	 GA 823	 GA 861	 GA 824	 GA 825
 GA 826	 GA 862	 GA 827	 GA 805	 GA 847
 GA 846	 GA 848	 GA 834		





NUOVO CLASSICO MILANESE

Concept: *partners.co.it*
Photo: Mauro Casagrande - *Studio Eleven*
Designers: Arch. Ilenia Viscardi - *ileniaviscardi.it* / Carlo Galimberti / Luciano Galimberti
Stylist: Roberta Galimberti

A SPECIAL THANKS TO
Art curator: Emanuela Genovese - DOMUS ART VEDANO / *soleasrl.net*
Art: Nadiaanna Crosignani - *nacweb.it* / Francesca Provetti - *francescaprovettiart.it* / Arte è Kaos - *arteekaos.com*
Accessories: *bergomiinteriors.com*
Lighting: *italamp.com*
Wallpapers: *fromental.co.uk*

GALIMBERTI NINO & C. SNC
via Milano 11
22060 Cabiato (CO) - Italy
Tel: +39 031 766515

info@galimberti.it
galimberti.it

